



US00D730231S

(12) **United States Design Patent**
Kwon

(10) **Patent No.:** **US D730,231 S**

(45) **Date of Patent:** **** May 26, 2015**

(54) **BRACELET**

(71) Applicant: **HARRY WINSTON SA,**
Plan-les-Ouates (CH)

(72) Inventor: **Chaeree Kwon,** New York, NY (US)

(73) Assignee: **HARRY WINSTON SA,**
Plan-les-Ouates (CH)

(**) Term: **14 Years**

(21) Appl. No.: **29/503,353**

(22) Filed: **Sep. 25, 2014**

(30) **Foreign Application Priority Data**

Mar. 25, 2014 (WO) DM/083 200

(51) **LOC (10) Cl.** **11-01**

(52) **U.S. Cl.**
USPC **D11/16**

(58) **Field of Classification Search**
USPC D11/1-25, 40-48, 79-86, 91, 92, 96,
D11/63, 67; 63/12, 13, 1.11, 1.16, 26, 27,
63/28, 29.1, 29.2, 35, 40, 3, 3.1, 3.2, 4, 21,
63/23

See application file for complete search history.

(56) **References Cited**

U.S. PATENT DOCUMENTS

973,041 A * 10/1910 Hesselbarth 40/1.6
D48,864 S * 4/1916 Houston et al. D11/95
D121,222 S * 6/1940 Philippe D11/63
D135,780 S * 6/1943 Levy D11/40
D143,214 S * 12/1945 Katz D11/67
D148,855 S * 3/1948 Glass D11/45
D151,869 S * 11/1948 Bogoff D11/16
D156,535 S * 12/1949 Katz D11/7
D160,666 S * 10/1950 Schneider D11/45
D162,452 S * 3/1951 Philippe D11/69

2,852,923 A * 9/1958 Gamelsky 63/20
D241,065 S * 8/1976 Roberts D11/79
D322,043 S * 12/1991 Chia et al. D11/93
D390,151 S * 2/1998 Blum et al. D11/40
6,629,434 B2 * 10/2003 Chia et al. 63/26
D622,173 S * 8/2010 Blad et al. D11/76
D635,482 S * 4/2011 Lagnese D11/60

OTHER PUBLICATIONS

[Online] <http://www.harrywinston.com/store/jewels/bracelets/products/diamond-loop-by-harry-winston-full-motif-diamond-bracelet>. Retrieved Jan. 6, 2015.*

[Online] http://www.tiffany.com/Shopping/Item.aspx?fromGrid=1&sku=23106612&mcat=148204&cid=287458&search_params=p+1-n+10000-c+287458-s+5-r+101323351-t+-ni+1-x+lr+0-hr+-ri+-mi+-pp+561+6&search=0&origin=browse&searchkeyword=. Retrieved Jan. 6, 2015.*

* cited by examiner

Primary Examiner — Garth Rademaker

Assistant Examiner — Melanie Pellegrini

(74) *Attorney, Agent, or Firm* — Donald J. Ranft; Kristen A. Mogavero; Collen IP

(57) **CLAIM**

The ornamental design for a bracelet, as shown.

DESCRIPTION

FIG. 1 is a front right perspective view of a bracelet showing my new design;

FIG. 2 is a rear left perspective view thereof;

FIG. 3 is a front view thereof;

FIG. 4 is a rear view thereof;

FIG. 5 is a right side view thereof;


FIG. 6 is a left side view thereof;

FIG. 7 is a top view thereof; and,

FIG. 8 is a bottom view thereof.

The chain element is shown with portions cut away to indicate a non-specified length.

1 Claim, 4 Drawing Sheets



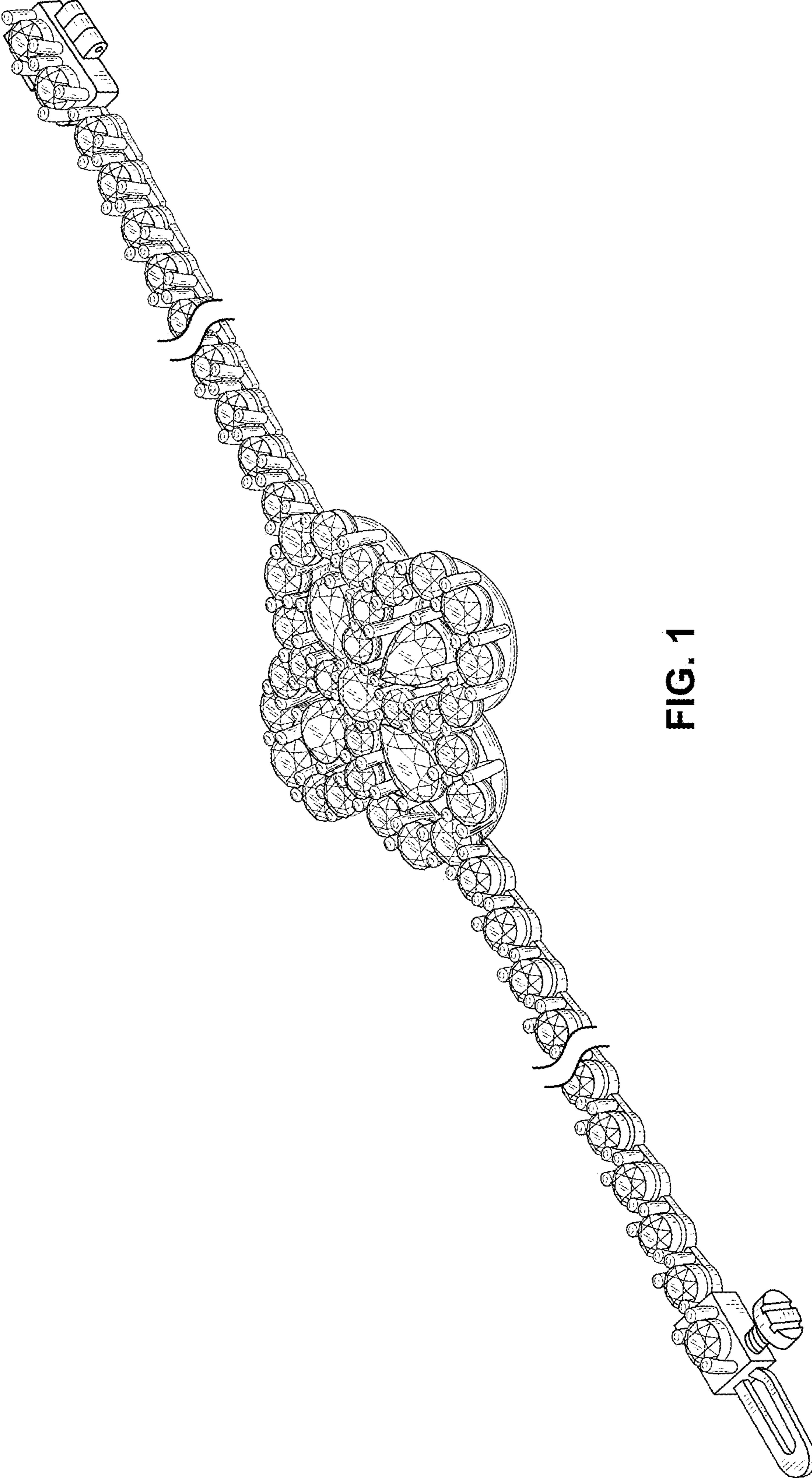


FIG. 1




FIG. 2

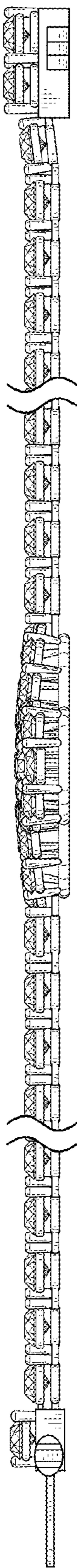


FIG. 3

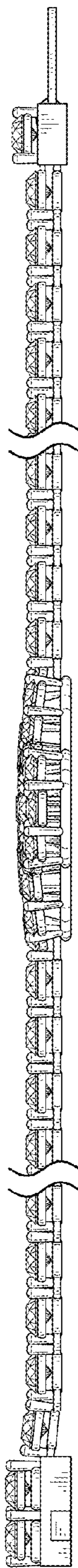


FIG. 4

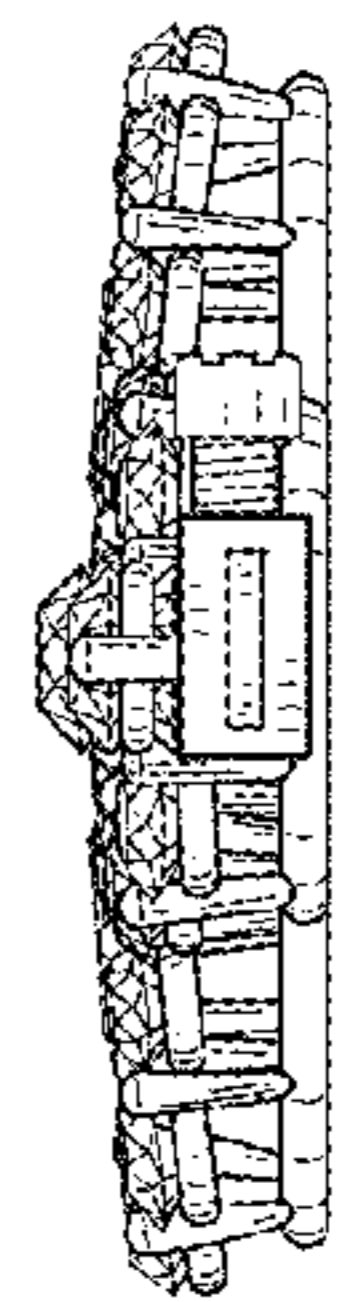


FIG. 5

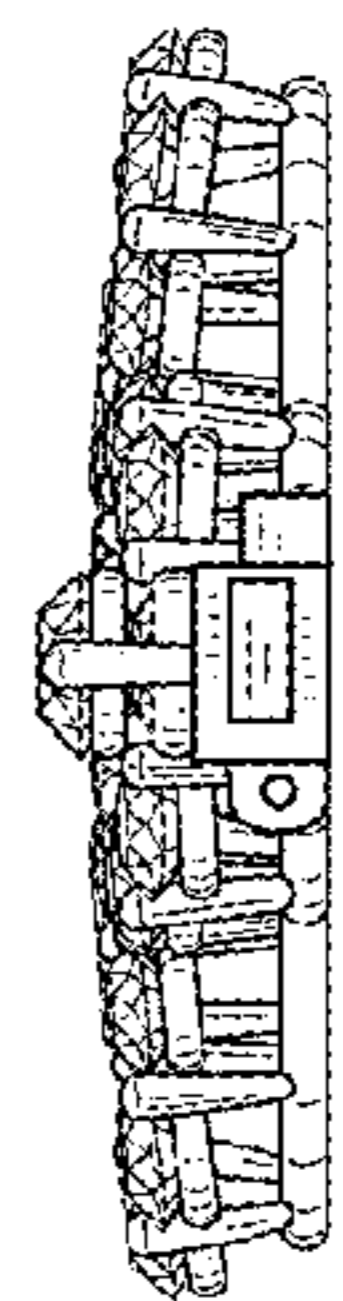


FIG. 6




FIG. 7




FIG. 8