



US00D730201S

(12) **United States Design Patent**
Giannini

(10) **Patent No.:** **US D730,201 S**

(45) **Date of Patent:** **** May 26, 2015**

(54) **WRISTWATCH**

(71) Applicant: **Luxury Timepieces International SA,**
Cortailod (CH)

(72) Inventor: **Frida Giannini,** Florence (IT)

(73) Assignee: **Luxury Timepieces International SA,**
Cortailod (CH)

(**) Term: **14 Years**

(21) Appl. No.: **29/461,107**

(22) Filed: **Jul. 18, 2013**

(30) **Foreign Application Priority Data**

Jan. 22, 2013 (CH) 139604

(51) **LOC (10) Cl.** **10-02**

(52) **U.S. Cl.**
USPC **D10/39**

(58) **Field of Classification Search**
USPC D10/30-39, 122-132; 368/276, 281,
368/282, 80, 223, 228, 232, 28, 37
See application file for complete search history.

(56) **References Cited**

U.S. PATENT DOCUMENTS

D195,421 S *	6/1963	Huguenin	D10/39
D221,789 S *	9/1971	Kolbrenek	D10/39
D415,043 S *	10/1999	Fichter	D10/39
D436,319 S *	1/2001	Giardiello	D10/39
D500,451 S *	1/2005	Yamamoto	D10/32
D502,413 S *	3/2005	Sugiura et al.	D10/39

D530,228 S *	10/2006	Senggen et al.	D10/32
D531,923 S *	11/2006	Kume et al.	D10/126
D547,213 S *	7/2007	Bulgari	D10/39
D549,113 S *	8/2007	Duong et al.	D10/32
D579,350 S *	10/2008	Calvani	D10/39
D585,309 S *	1/2009	Monachon	D10/39
D590,274 S *	4/2009	Monachon	D10/31
D617,213 S *	6/2010	Dolce et al.	D10/38
D618,119 S *	6/2010	Tonohori	D10/38
D621,284 S *	8/2010	Cerrato	D10/38
D624,443 S *	9/2010	Cerrato	D10/38
D640,145 S *	6/2011	Goto	D10/32
8,052,323 B2 *	11/2011	Takeda	368/286
D656,416 S *	3/2012	Monachon	D10/39
D656,417 S *	3/2012	Monachon	D10/39
D658,518 S *	5/2012	Behling	D10/39
D675,942 S *	2/2013	Giannini	D10/33

* cited by examiner

Primary Examiner — Lucy Lieberman

(74) *Attorney, Agent, or Firm* — Sughrue Mion, PLLC

(57) **CLAIM**

The ornamental design for a wristwatch, as shown and described.

DESCRIPTION

FIG. 1 is a front, and side perspective view of a wristwatch showing my new design;
FIG. 2 is a front elevational view thereof;
FIG. 3 is a rear elevational view thereof;
FIG. 4 is a left side elevational view thereof;
FIG. 5 is a right side elevational view thereof;
FIG. 6 is a bottom plan view thereof; and,
FIG. 7 is a top plan view.

1 Claim, 5 Drawing Sheets





FIG. 1



FIG. 2




FIG. 3




FIG. 4

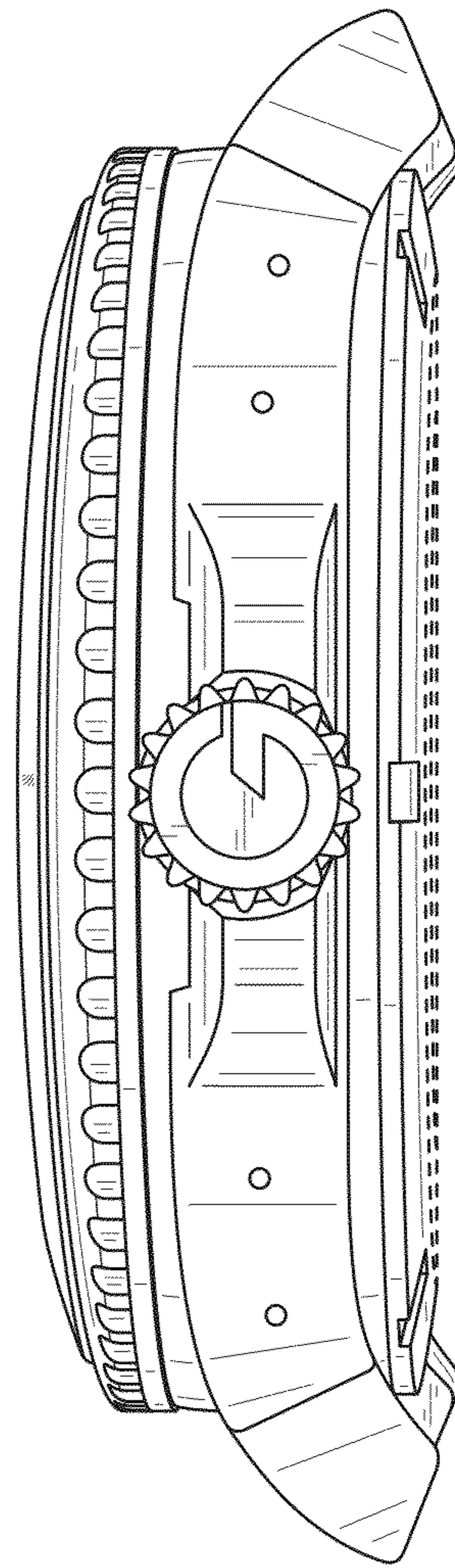


FIG. 5

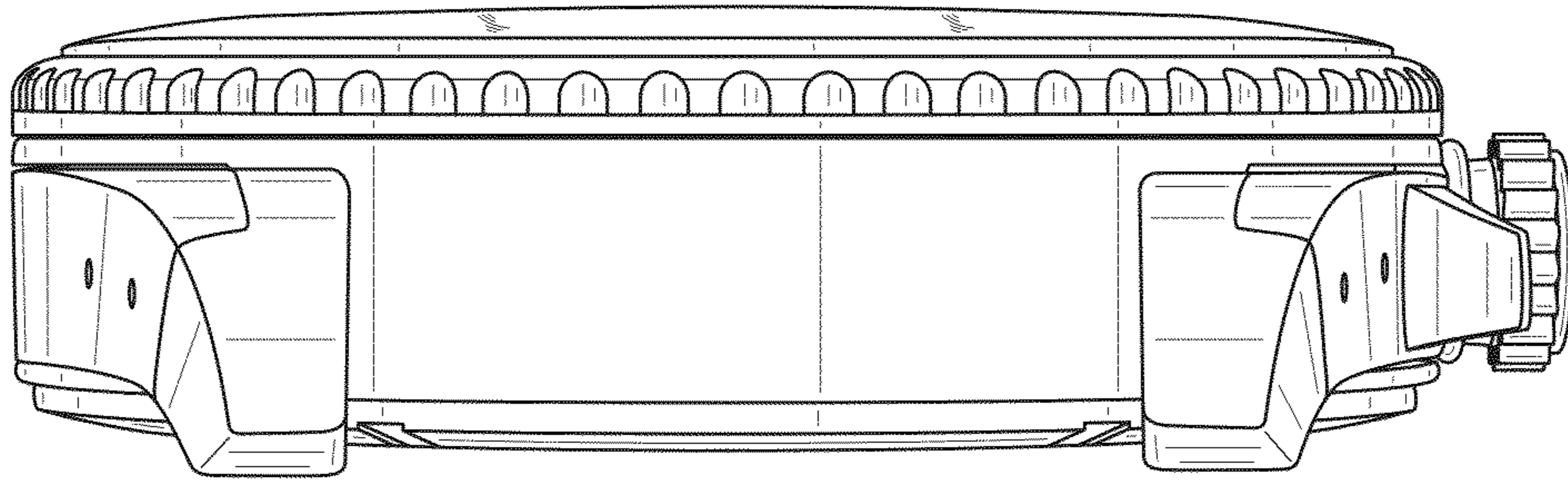


FIG. 6

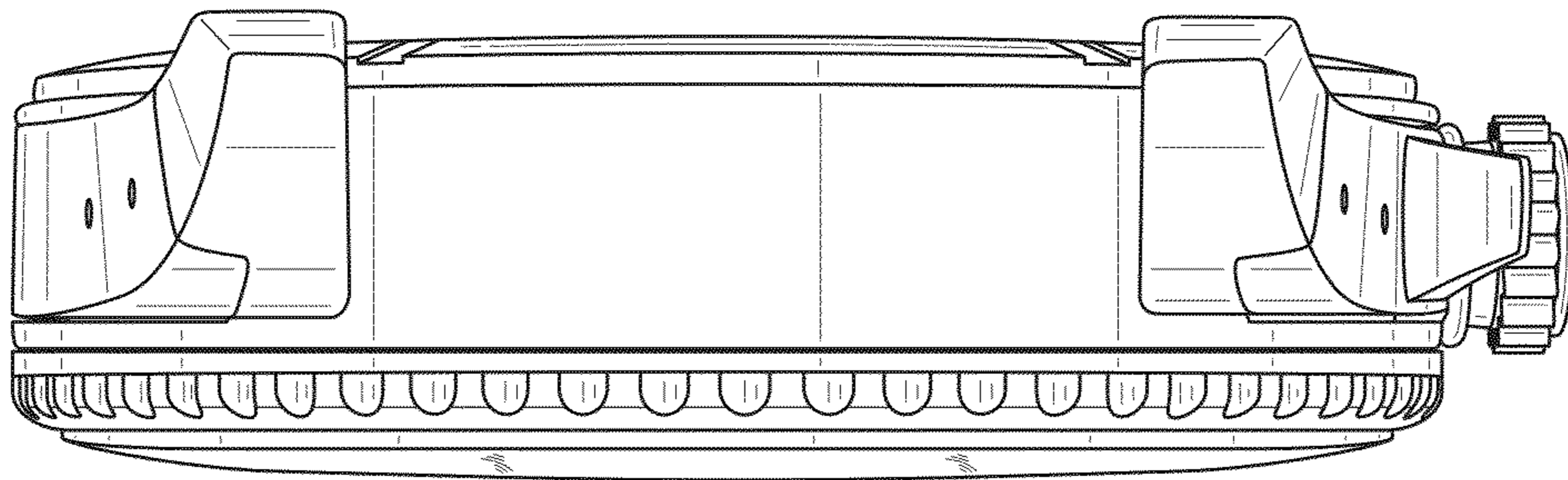


FIG. 7