



US00D730198S

(12) **United States Design Patent**
Perko et al.

(10) **Patent No.:** **US D730,198 S**
(45) **Date of Patent:** **** May 26, 2015**

(54) **WATCH**

(75) Inventors: **Panu Perko**, Espoo (FI); **Jukka Manni**,
Helsinki (FI); **Thomas Hinskens**,
Helsinki (FI)

(73) Assignee: **Suunto Oy**, Vantaa (FI)

(**) Term: **14 Years**

(21) Appl. No.: **29/416,223**

(22) Filed: **Mar. 20, 2012**

(51) **LOC (10) CL.** **10-02**

(52) **U.S. CL.**

USPC **D10/32; D10/31; D14/344**

(58) **Field of Classification Search**

CPC G04B 37/0008; G04B 37/0058; G04B
37/18; G04G 21/00; G04G 21/02; G04G
21/08; G04G 9/085; G04G 9/025; G04G
9/126; G04G 9/0094

USPC D10/30-39; 368/276, 281, 282, 285,
368/288, 289, 290, 301, 306, 308, 316,
368/318; D24/167; D14/344; D11/3;
224/164

See application file for complete search history.

(56) **References Cited**

U.S. PATENT DOCUMENTS

D215,112 S *	9/1969	Meylan	D10/38
D244,916 S *	7/1977	Ueno	D10/38
5,113,381 A *	5/1992	Sakamoto et al.	368/74
D331,021 S *	11/1992	Ishii et al.	D10/31
D389,070 S *	1/1998	Galli	D10/30
D389,750 S *	1/1998	Houlihan	D10/30
D391,499 S *	3/1998	Houlihan et al.	D10/30
D395,241 S *	6/1998	Galli	D10/30
D401,511 S *	11/1998	Le Marquand	D10/30
D402,565 S *	12/1998	Sato et al.	D10/32
5,878,002 A *	3/1999	Pfeil	368/10

D413,525 S *	9/1999	Pun	D10/30
D423,372 S *	4/2000	Le Marquand	D10/30
D447,960 S *	9/2001	Blauner et al.	D10/30
6,330,520 B1 *	12/2001	Dziulko et al.	702/142
D460,000 S *	7/2002	Glauser	D10/32
D507,498 S *	7/2005	Hung	D10/31
D519,858 S *	5/2006	Migliorati	D10/39
D521,879 S *	5/2006	Tonohori	D10/31
D540,695 S *	4/2007	Leung	D10/31
7,263,461 B2 *	8/2007	Sugai	702/150
D550,105 S *	9/2007	Oberrieder et al.	D10/65
D564,366 S *	3/2008	Yeh et al.	D10/30
D594,764 S *	6/2009	Ahlstrom	D10/32

(Continued)

FOREIGN PATENT DOCUMENTS

JP 2004125551 A * 4/2004 G01C 22/00

Primary Examiner — Lucy Lieberman

(74) *Attorney, Agent, or Firm* — Terence P. O'Brien

(57) **CLAIM**

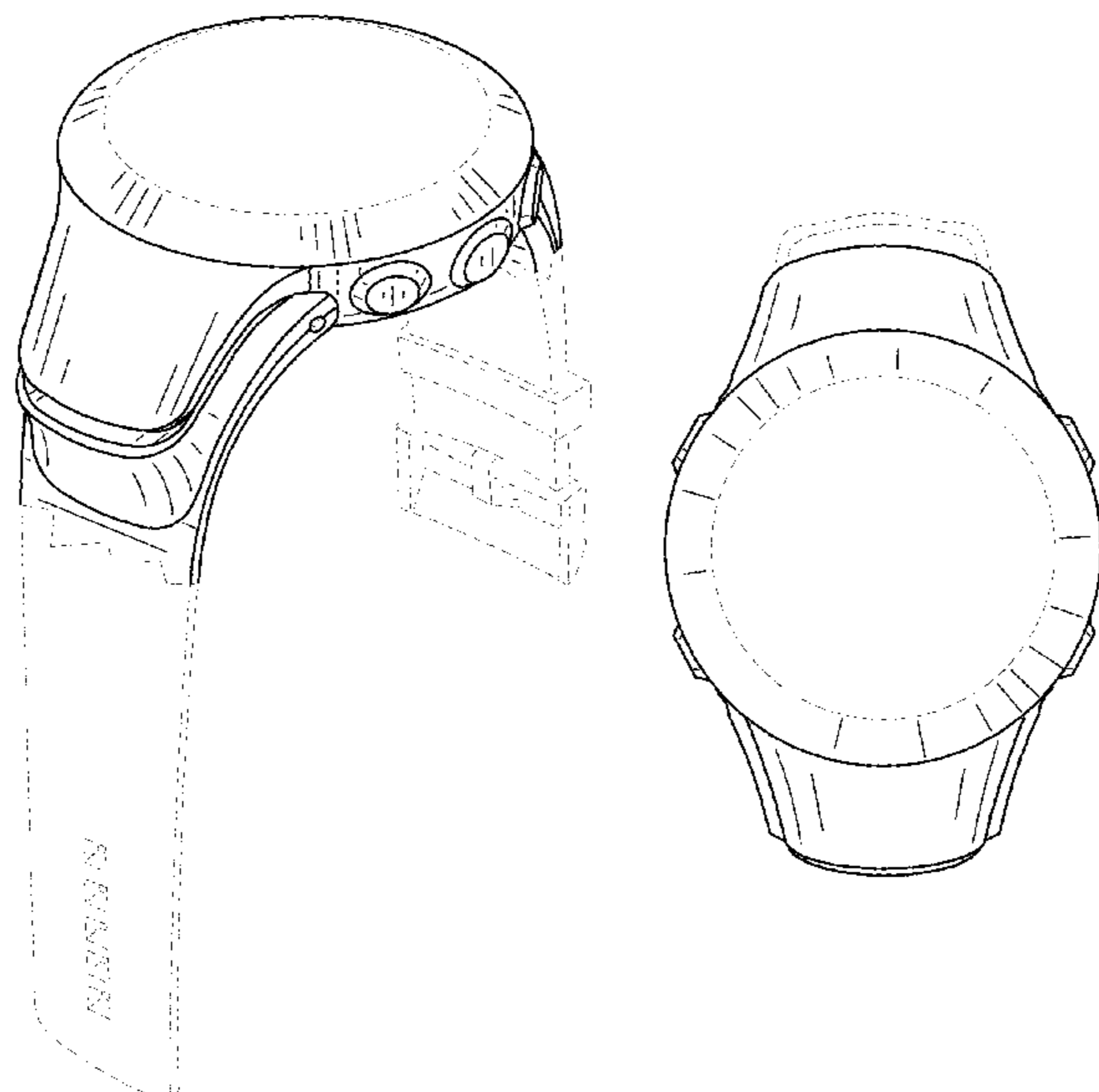
We claim the ornamental design for a watch, as shown and described.

DESCRIPTION

FIG. 1 is a top, side perspective view of a watch;
FIG. 2 is a first side view of the watch of FIG. 1;
FIG. 3 is a second side view of the watch of FIG. 1;
FIG. 4 is a first end view of the watch of FIG. 1;
FIG. 5 is a second end view of the watch of FIG. 1; and,
FIG. 6 is a top view of the watch of FIG. 1.

The ornamental design that is claimed is shown in solid lines in the drawings. The jagged broken lines on the band in FIG. 1 through 5 are used to show the unclaimed boundary of the design. All other broken lines are used in the drawings to show environmental elements only and form no part of the claimed design.

1 Claim, 6 Drawing Sheets



(56)

References Cited

U.S. PATENT DOCUMENTS

D602,386 S *	10/2009	Ueda et al.	D10/98	D673,464 S *	1/2013	Perko et al.	D10/38
D604,643 S *	11/2009	Ahlstrom	D10/31	8,538,345 B2 *	9/2013	Mohammadian	455/73
D604,644 S *	11/2009	Ahlstrom	D10/31	8,562,489 B2 *	10/2013	Burton et al.	482/9
D625,203 S *	10/2010	Giannini	D10/32	2008/0049562 A1 *	2/2008	Andren et al.	368/295
7,874,722 B2 *	1/2011	Clarkson et al.	368/281	2008/0112270 A1 *	5/2008	Yeh et al.	368/14
7,889,085 B2 *	2/2011	Downey et al.	340/573.1	2009/0040877 A1 *	2/2009	McGeough et al.	368/73
8,088,043 B2 *	1/2012	Andren et al.	482/8	2009/0295596 A1 *	12/2009	Downey et al.	340/850
D661,206 S *	6/2012	Register et al.	D10/38	2012/0099406 A1 *	4/2012	Lau et al.	368/69
				2012/0274508 A1 *	11/2012	Brown et al.	342/357.25
				2013/0088942 A1 *	4/2013	Perko et al.	368/278

* cited by examiner

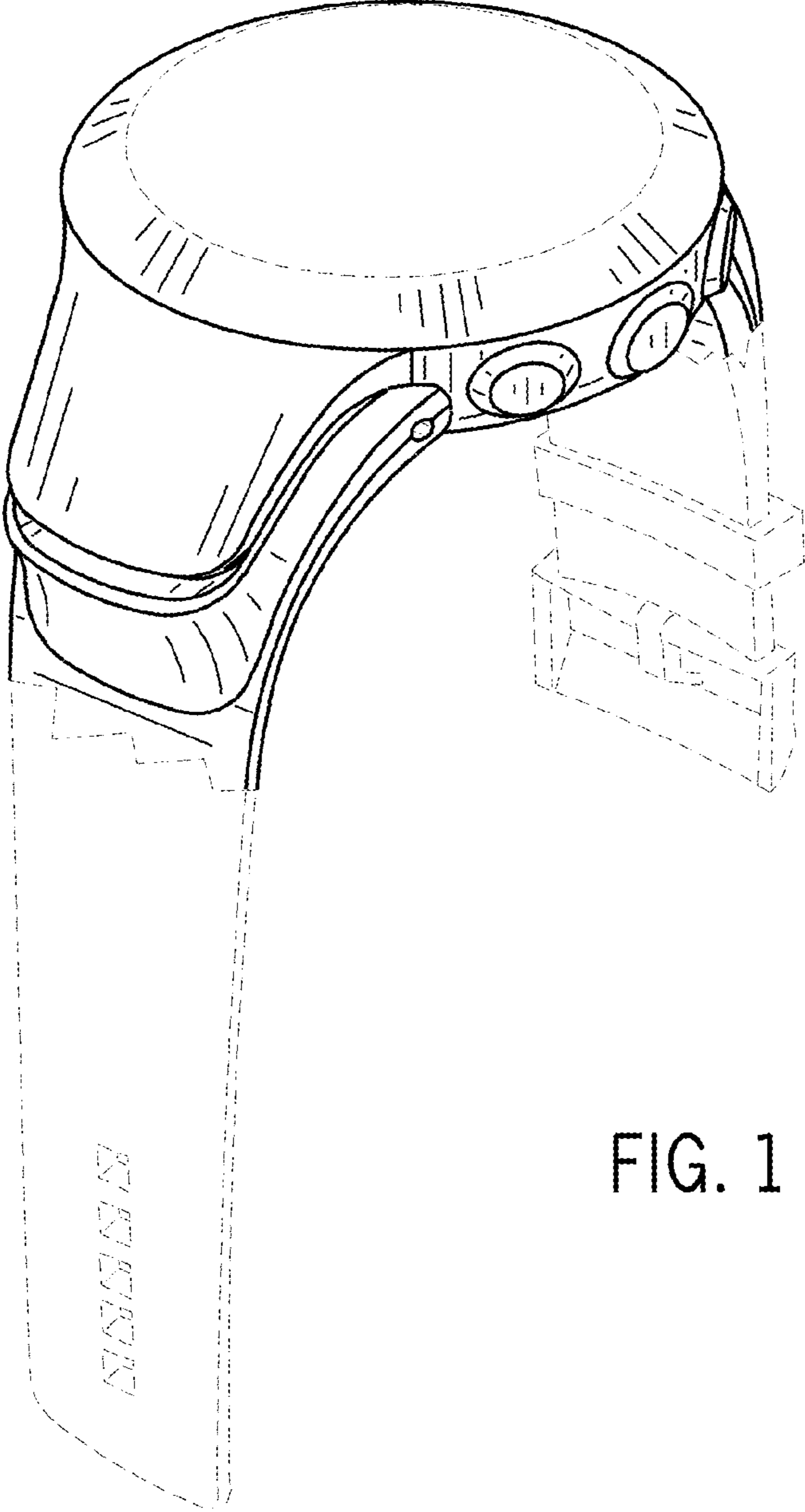


FIG. 1

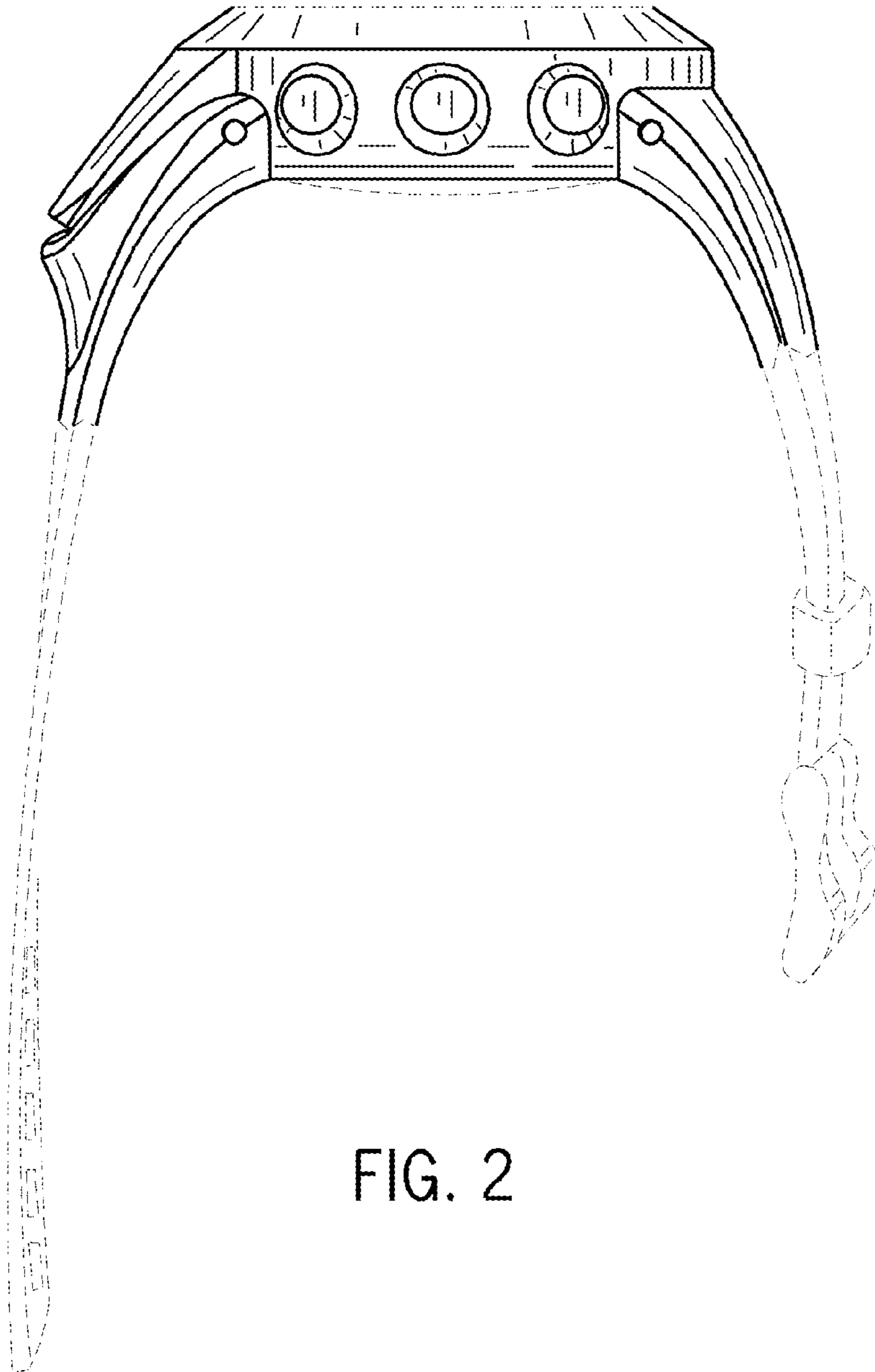


FIG. 2

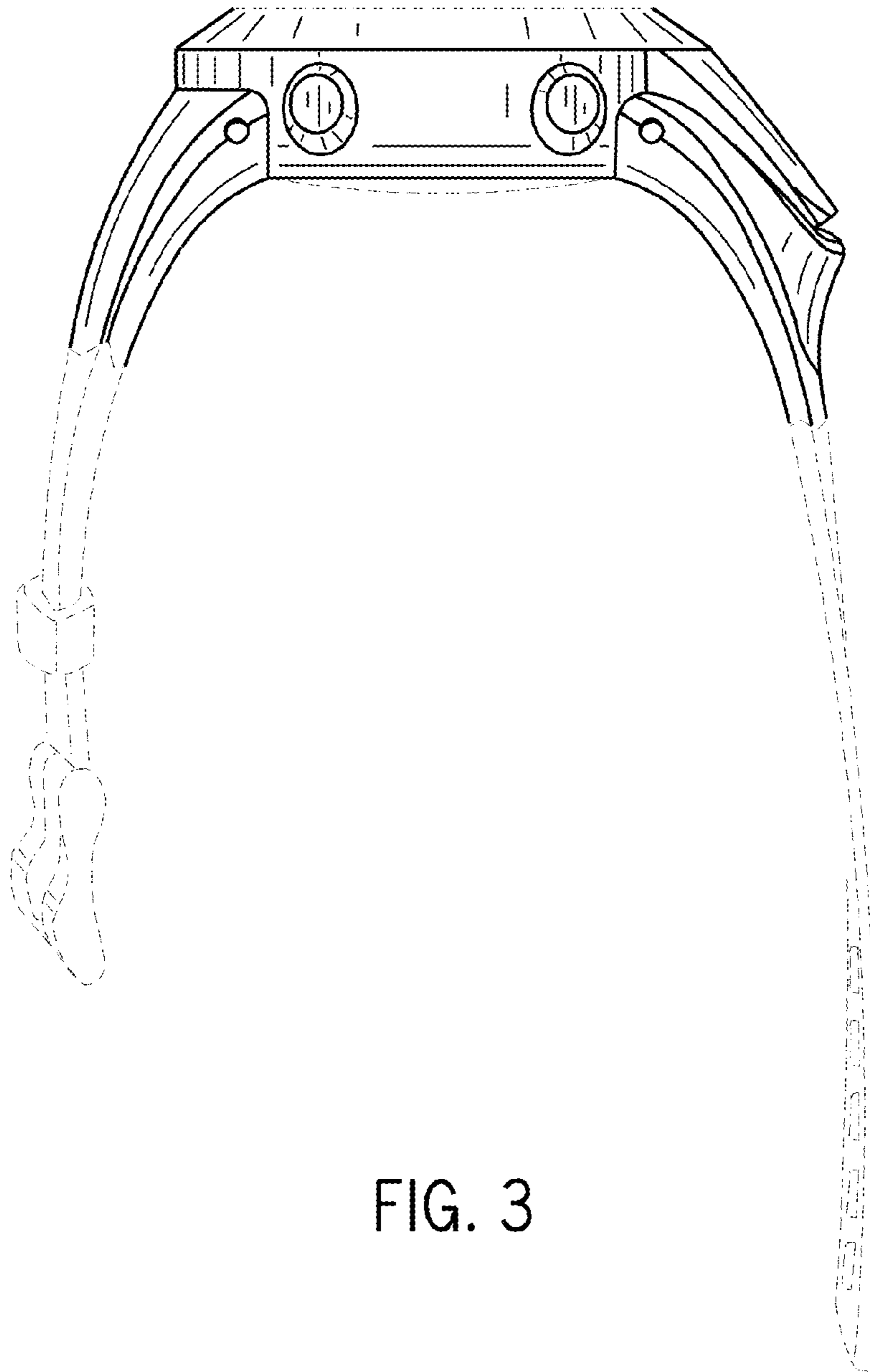


FIG. 3

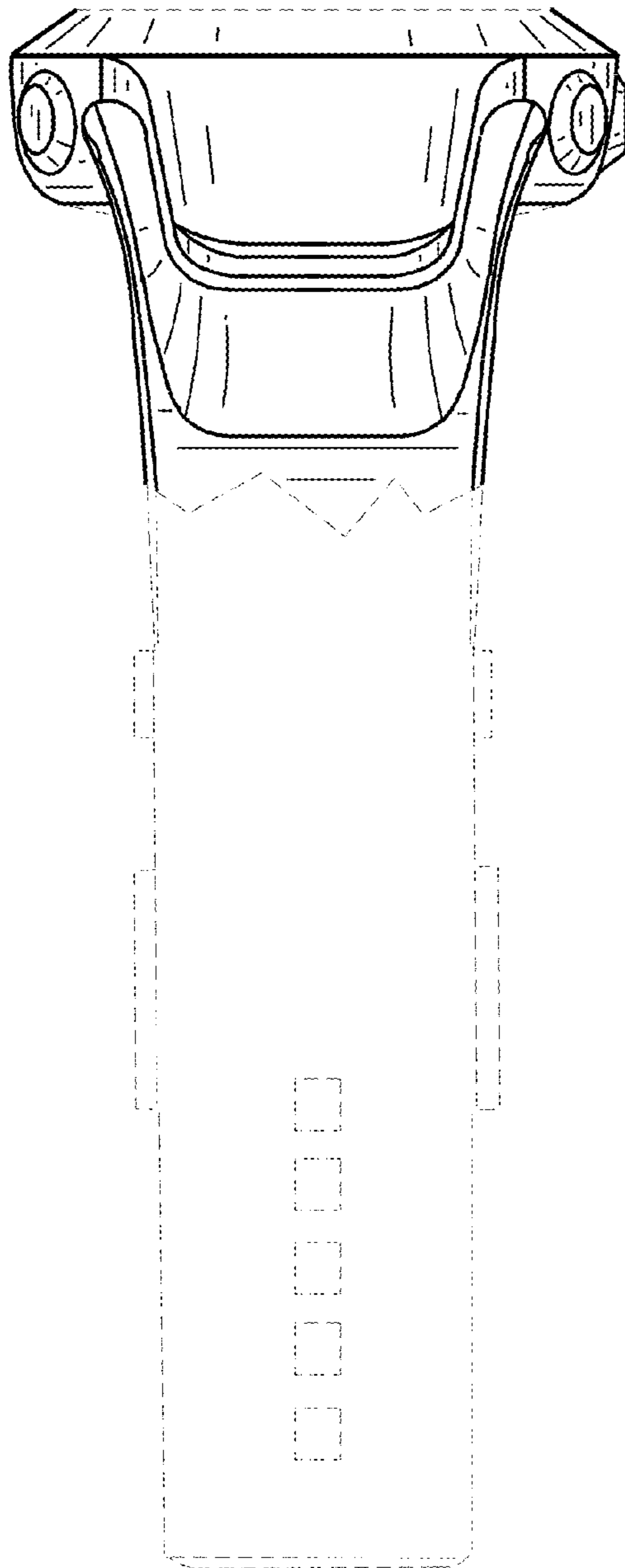


FIG. 4

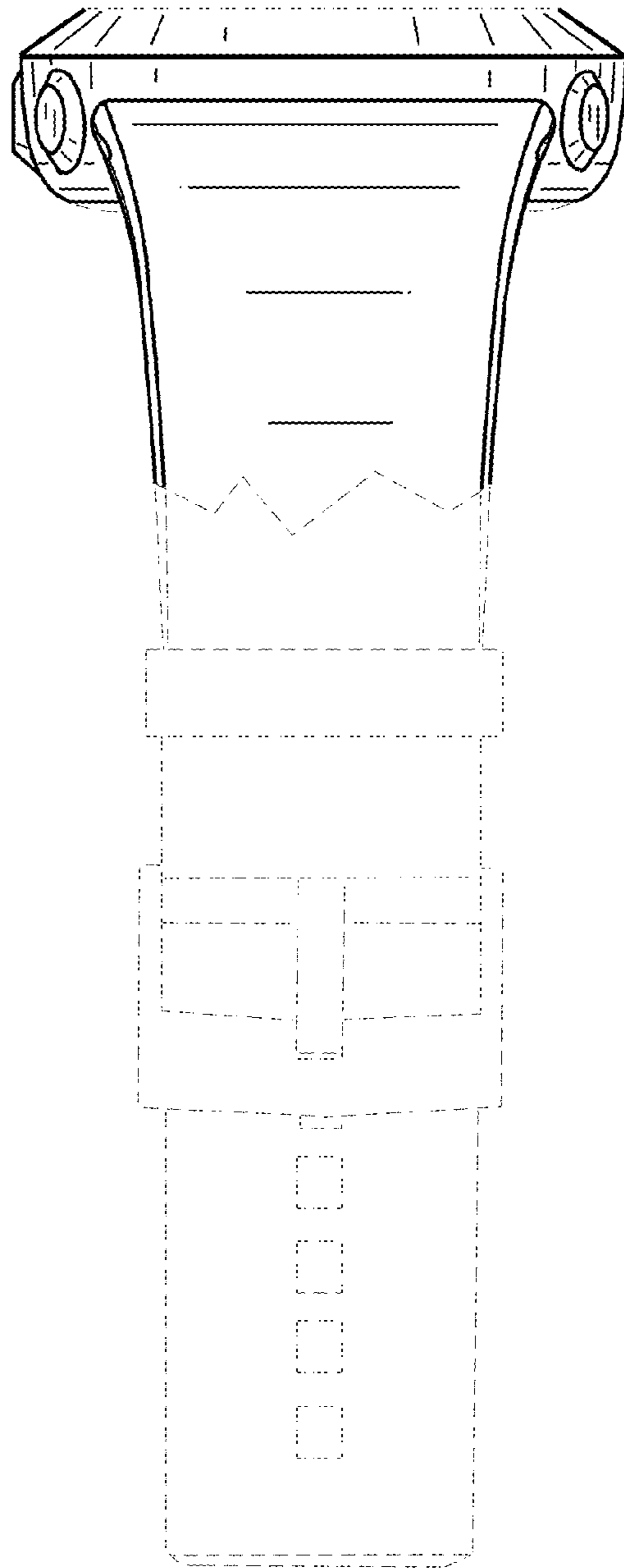


FIG. 5

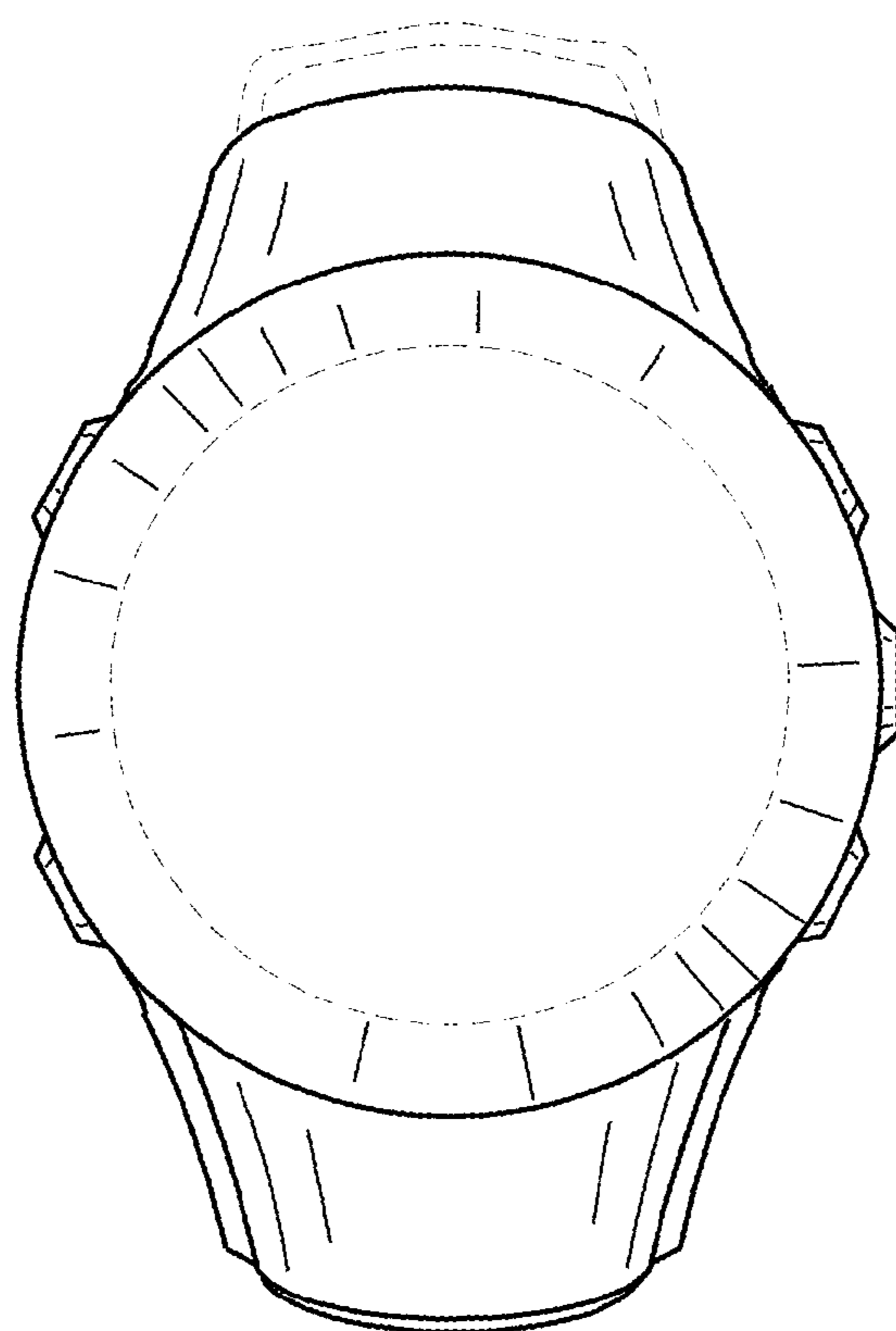


FIG. 6