



US00D730179S

(12) **United States Design Patent**
Bischoff et al.

(10) **Patent No.:** **US D730,179 S**

(45) **Date of Patent:** **** May 26, 2015**

(54) **CONTAINER HAVING SURFACE
ORNAMENTATION**

D613,157 S *	4/2010	Francis et al.	D9/434
D616,740 S *	6/2010	Akers et al.	D9/432
D634,552 S *	3/2011	Bischoff et al.	D5/56
D660,157 S *	5/2012	Bouma et al.	D9/516
D668,878 S *	10/2012	Espinosa et al.	D5/55

(71) Applicant: **Go Unlimited LLC**, Cincinnati, OH
(US)

OTHER PUBLICATIONS

(72) Inventors: **Corey Michael Bischoff**, Cincinnati, OH
(US); **Sev Gerik**, Los Angeles, CA (US)

U.S. Appl. No. 29/459,321, filed Jun. 28, 2013, Bischoff et al.
U.S. Appl. No. 29/459,327, filed Jun. 28, 2013, Bischoff et al.
U.S. Appl. No. 29/459,328, filed Jun. 28, 2013, Bischoff et al.
U.S. Appl. No. 29/459,331, filed Jun. 28, 2013, Bischoff et al.

(73) Assignee: **Go Unlimited LLC**, Cincinnati, OH
(US)

* cited by examiner

(**) Term: **14 Years**

Primary Examiner — Susan Bennett Hattan

Assistant Examiner — Brett Miller

(21) Appl. No.: **29/459,325**

(74) *Attorney, Agent, or Firm* — Gary J. Foose

(22) Filed: **Jun. 28, 2013**

(57) **CLAIM**

The ornamental design for a container having surface ornamentation, as shown and described.

(51) **LOC (10) Cl.** **09-07**

(52) **U.S. Cl.**
USPC **D9/434**

DESCRIPTION

(58) **Field of Classification Search**
USPC D9/414–434, 703, 705, 707, 709, 711,
D9/690, 692, 697, 516, 520, 538, 556, 560,
D9/552; D7/585–588, 533.6–554.4,
D7/560–565; D5/4, 7, 29, 45, 14, 16, 19,
D5/20, 25, 26, 27, 30, 47, 53, 57, 61–63;
D20/22, 40, 23, 27; 206/278, 297, 299,
206/770, 822, 457, 784, 551, 746; 229/100,
229/101, 106, 108, 101.2, 161.2, 992, 938
See application file for complete search history.

FIG. 1 is a perspective view of the top of the container having surface ornamentation;
FIG. 2 is a top view of the container having surface ornamentation of FIG. 1;
FIG. 3 is a side view of the container having surface ornamentation of FIG. 1;
FIG. 4 is a side view of the container having surface ornamentation of FIG. 1;
FIG. 5 is a side view of the container having surface ornamentation of FIG. 1, opposite the side view shown in FIG. 3;
FIG. 6 is a side view of the container having surface ornamentation of FIG. 1, opposite the side view shown in FIG. 4; and,
FIG. 7 is a bottom view of the container having surface ornamentation of FIG. 1, opposite the top view shown in FIG. 2.

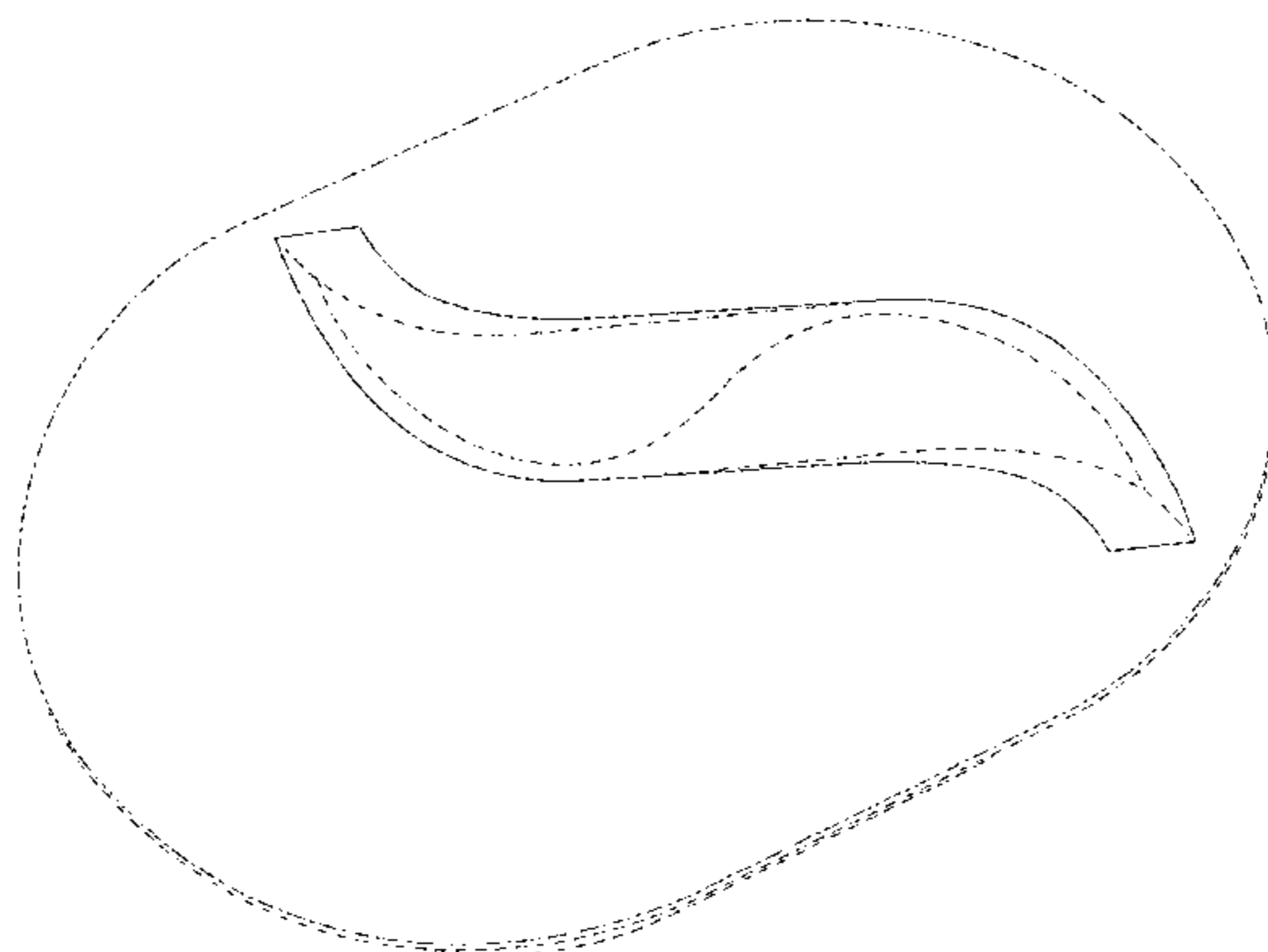
(56) **References Cited**

U.S. PATENT DOCUMENTS

D70,165 S *	5/1926	Fox	D9/538
D96,103 S *	7/1935	Forstmann	D5/47
D184,164 S *	12/1958	Brownstein	D9/552
D431,780 S *	10/2000	DeSwarte et al.	D9/538
D432,018 S *	10/2000	Steward	D9/537
D432,430 S *	10/2000	Steward et al.	D9/560
D466,414 S *	12/2002	Venkataraman et al.	D9/538
D549,104 S *	8/2007	Dimmel et al.	D9/550
D593,410 S *	6/2009	Schwartz	D9/434

The even length dash broken lines are included for the purpose of illustrating the unclaimed portions of the article and form no part of the claim. The dash-dot lines define the bounds of the claim and form no part thereof.

1 Claim, 4 Drawing Sheets



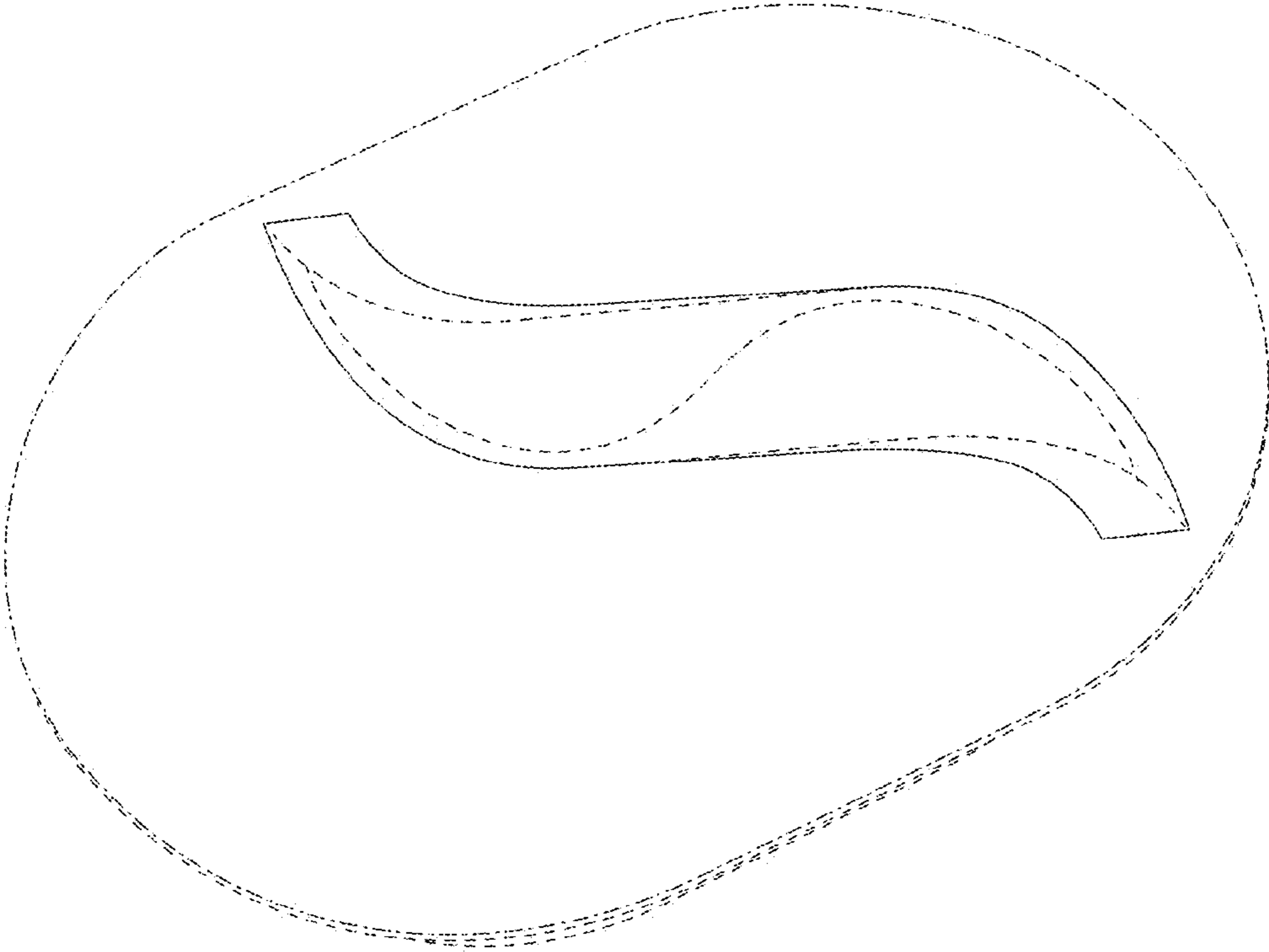


Fig. 1






Fig. 2



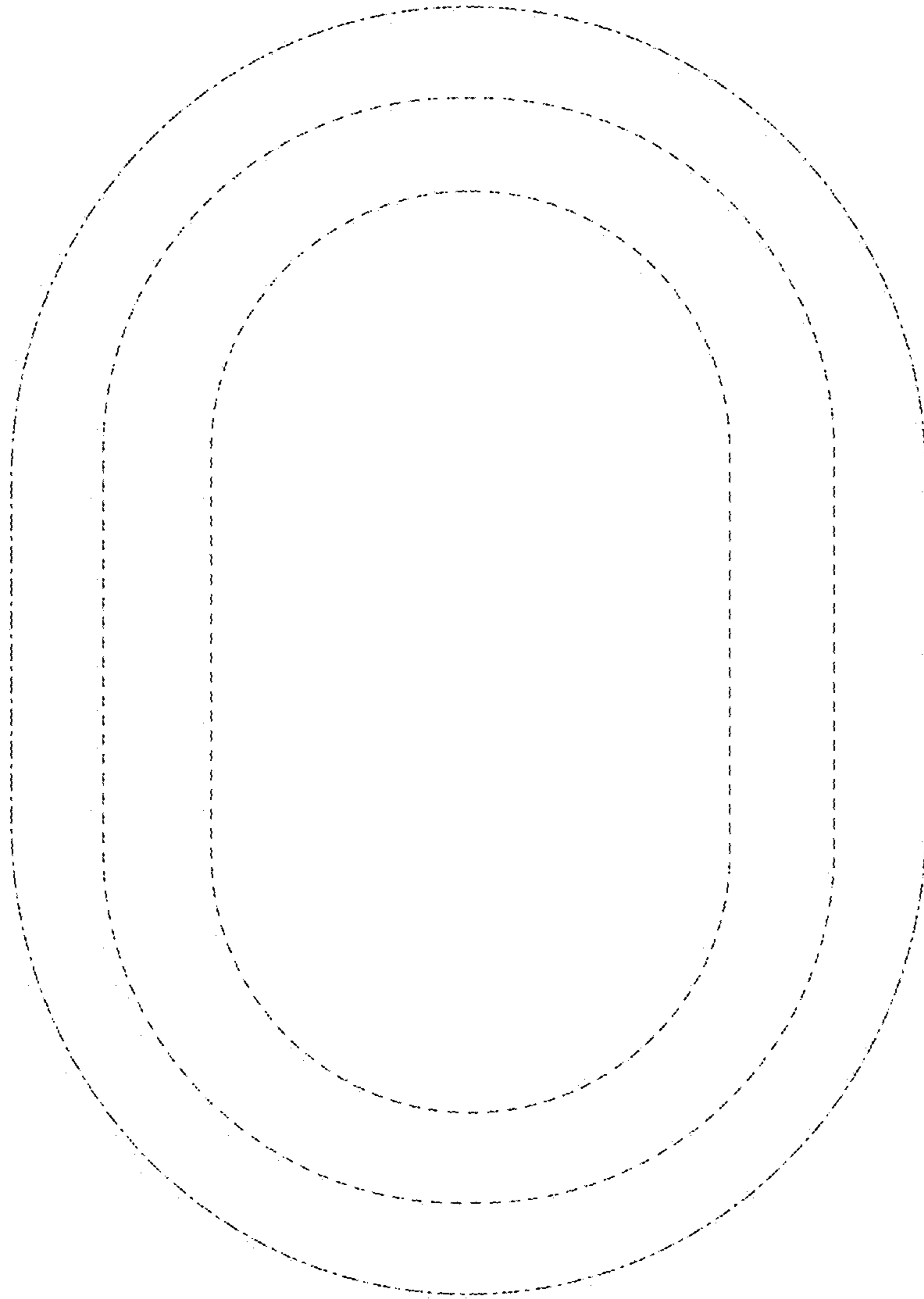


Fig. 7