



US00D730169S

(12) **United States Design Patent**
Atkinson

(10) **Patent No.:** **US D730,169 S**

(45) **Date of Patent:** **** *May 26, 2015**

(54) **BLISTER PACK**

(71) Applicant: **DG International Holdings Limited,**
London (GB)

(72) Inventor: **Benjamin Atkinson,** Chipperfield (GB)

(73) Assignee: **DG International Holdings Limited,**
London (GB)

(*) Notice: This patent is subject to a terminal disclaimer.

(**) Term: **14 Years**

(21) Appl. No.: **29/472,174**

(22) Filed: **Nov. 8, 2013**

(30) **Foreign Application Priority Data**

May 9, 2013	(GB)	4029842
May 9, 2013	(GB)	4029843
May 9, 2013	(GB)	4029844

(51) **LOC (10) Cl.** **09-03**

(52) **U.S. Cl.**
USPC **D9/415**

(58) **Field of Classification Search**

USPC D9/414, 415, 438, 440, 445, 418, 433,
D9/722, 457, 456, 499, 703, 707, 702, 424,
D9/425; 206/461, 463, 464, 768, 476, 489,
206/807, 804, 806, 466, 465, 769, 776,
206/779; 383/101, 107, 108, 109

See application file for complete search history.

(56) **References Cited**

U.S. PATENT DOCUMENTS

D219,431	S	*	12/1970	Hill et al.	D9/415
D267,394	S	*	12/1982	Liptak et al.	D9/415
D291,064	S	*	7/1987	Haber et al.	D9/415
4,784,268	A	*	11/1988	Perchak	206/461
D338,401	S	*	8/1993	Williams	D9/415
D398,844	S	*	9/1998	Oberloier	D9/415
D509,727	S	*	9/2005	Suckle et al.	D9/415
D553,973	S	*	10/2007	Geurts et al.	D9/415
D587,106	S	*	2/2009	Garrett	D9/415
D593,854	S	*	6/2009	Casanova et al.	D9/415
D632,167	S	*	2/2011	Sauriol et al.	D9/415
D673,036	S	*	12/2012	Wolf	D9/420
D701,386	S	*	3/2014	Tangen	D3/273
2009/0184017	A1	*	7/2009	Doherty	206/469

* cited by examiner

Primary Examiner — Ian Simmons

Assistant Examiner — Rhea Shields

(74) *Attorney, Agent, or Firm* — Dickstein Shapiro LLP

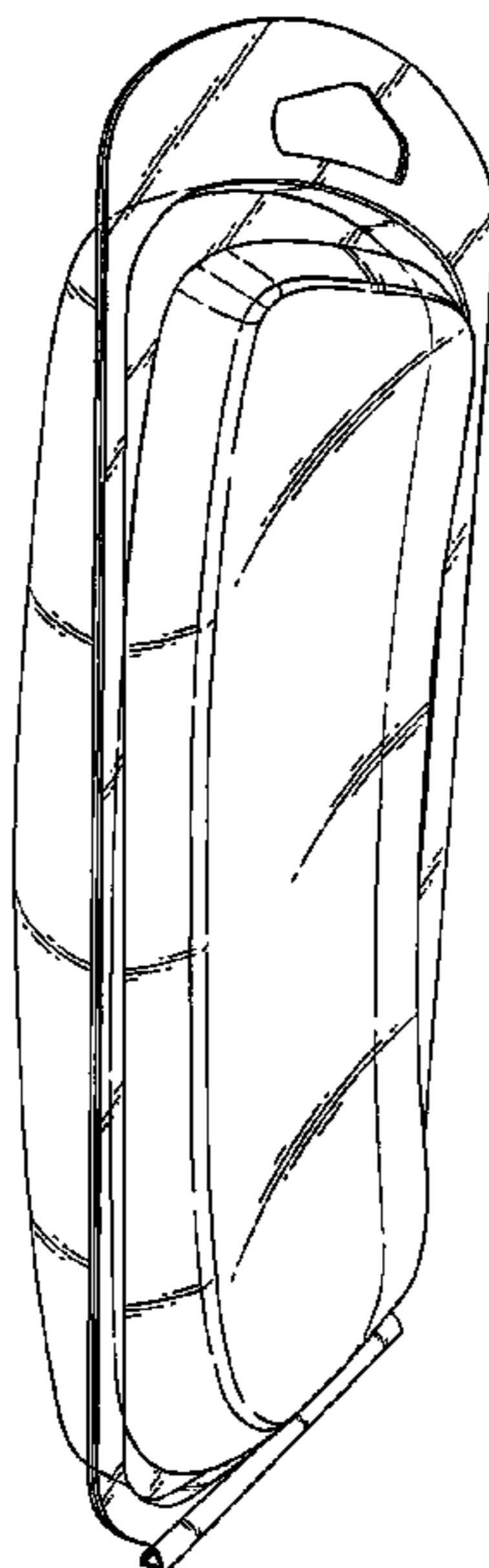
(57) **CLAIM**

The ornamental design for a blister pack, as shown and described.

DESCRIPTION

FIG. 1 is a front view of the blister pack, showing the new design;
FIG. 2 is a rear view thereof;
FIG. 3 is left-side view thereof;
FIG. 4 is a right-side view thereof;
FIG. 5 is a bottom view thereof;
FIG. 6 is a top view thereof; and,
FIG. 7 is a rear, left side, and top perspective view thereof.
The blister pack is symmetrical about a vertical axis, such that FIG. 4 is a mirror image of FIG. 3.

1 Claim, 3 Drawing Sheets



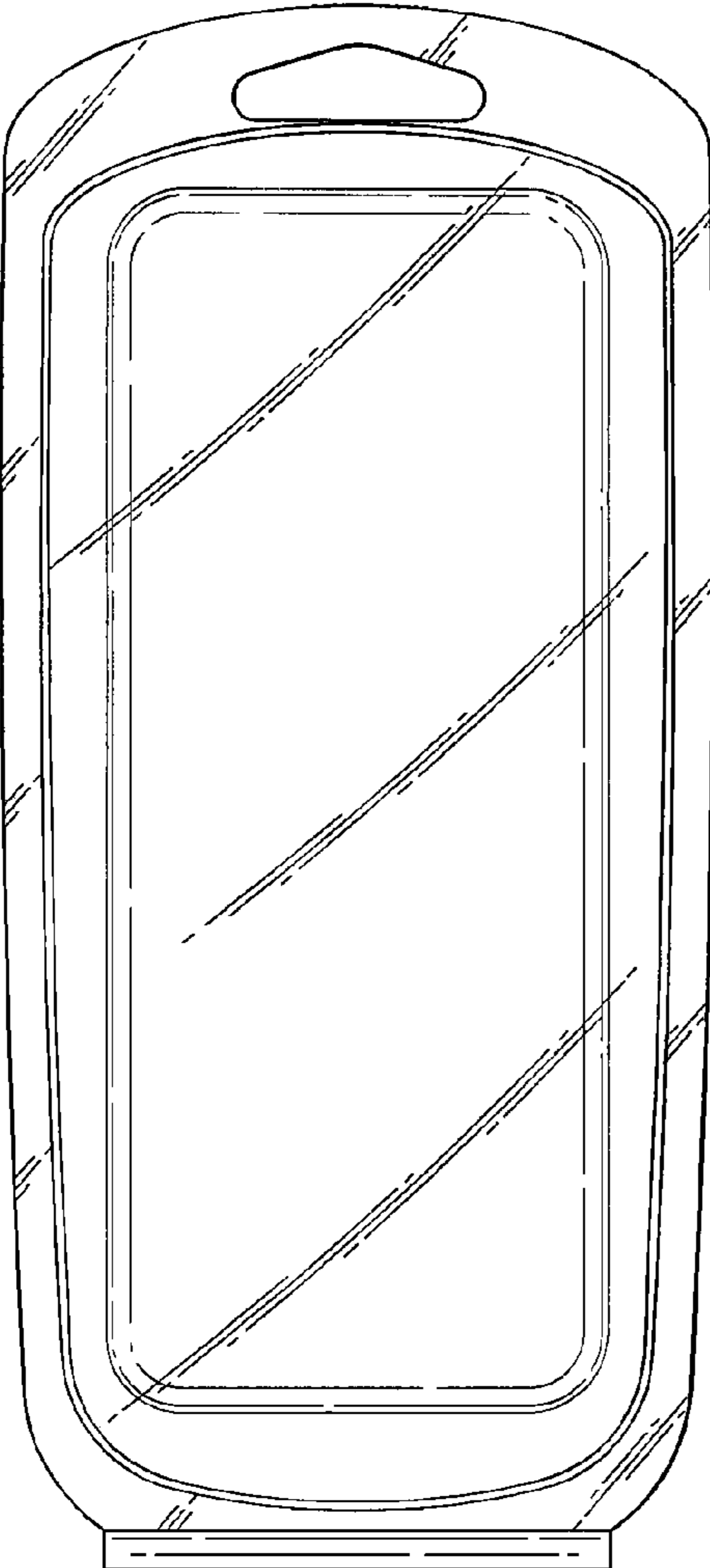


Fig 1

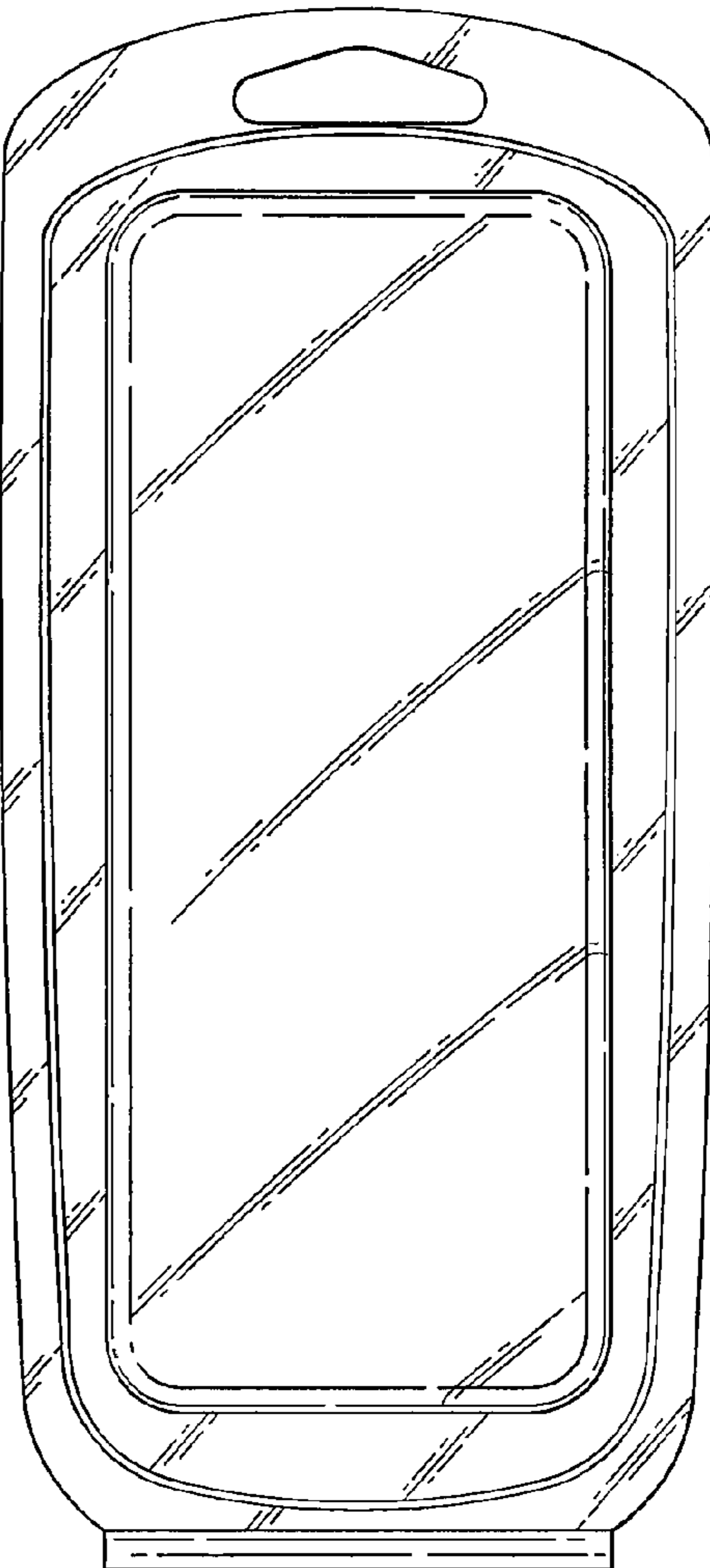


Fig 2

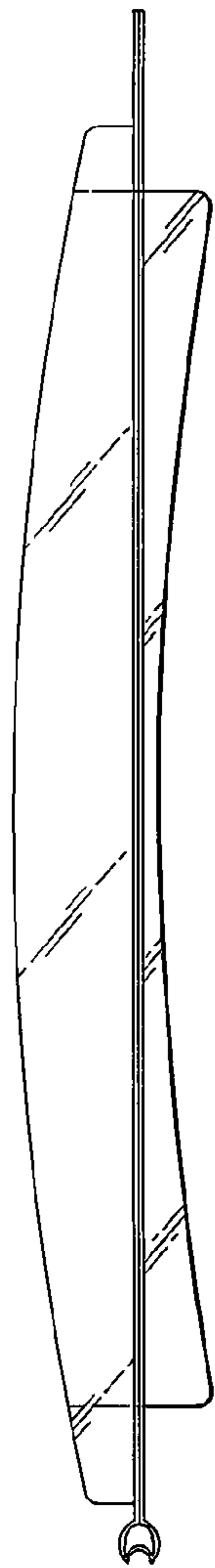


Fig 3

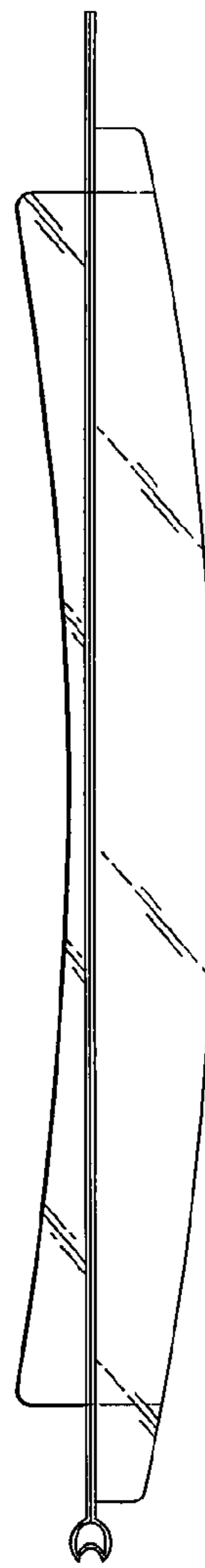


Fig 4

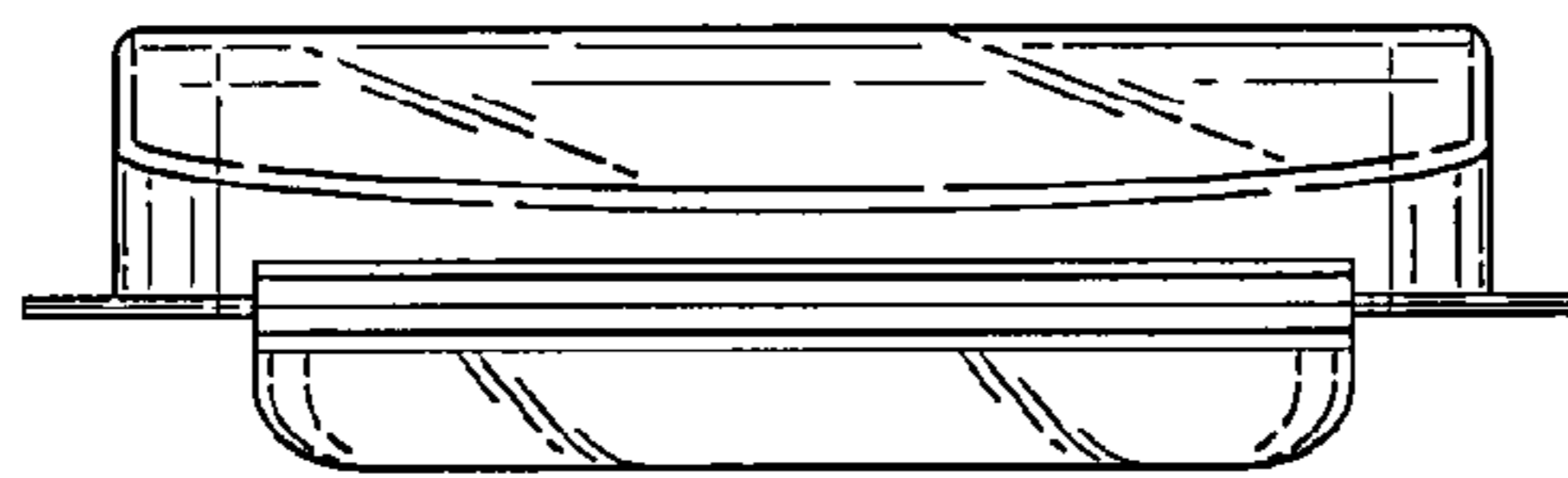


Fig 5

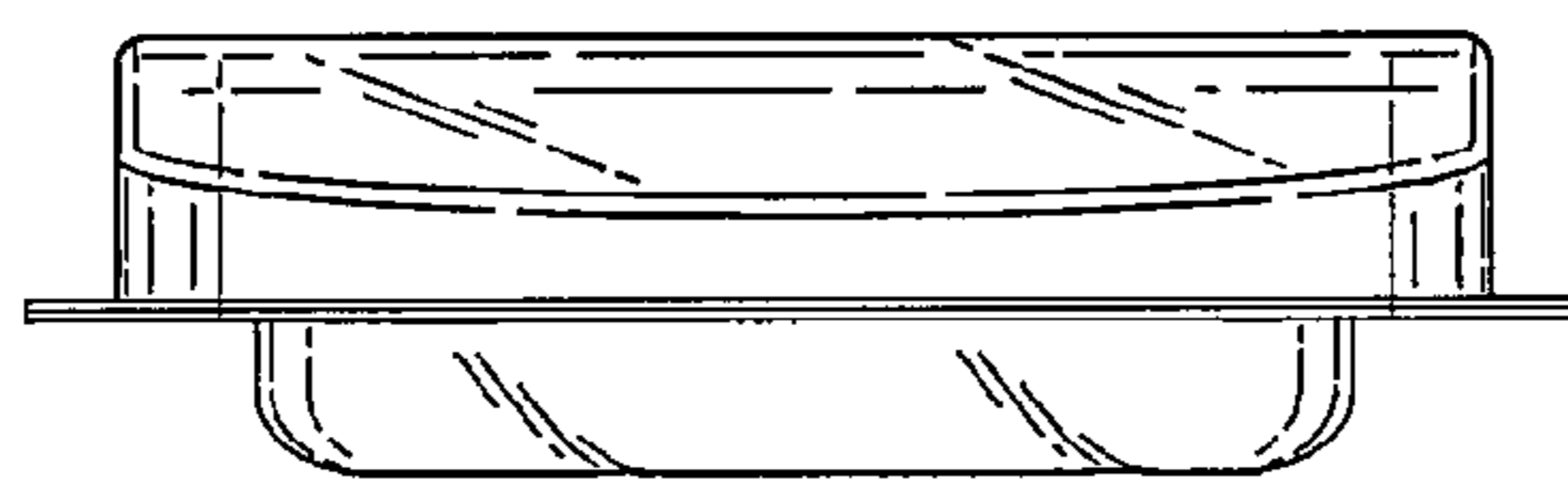


Fig 6




Fig 7