

US00D730152S

(12) **United States Design Patent**
Kirzinger et al.

(10) **Patent No.:** **US D730,152 S**

(45) **Date of Patent:** **** May 26, 2015**

(54) **VEHICLE KEY**

(71) Applicant: **VOLKSWAGEN**
AKTIENGESELLSCHAFT, Wolfsburg
(DE)

(72) Inventors: **Albert-Johann Kirzinger**, Wolfsburg
(DE); **Bernd Soltendieck**, Wolfsburg
(DE); **Dirk Halbauer**, Wolfsburg (DE)

(73) Assignee: **VOLKSWAGEN**
AKTIENGESELLSCHAFT, Wolfsburg
(DE)

(**) Term: **14 Years**

(21) Appl. No.: **29/489,482**

(22) Filed: **Apr. 30, 2014**

Related U.S. Application Data

(62) Division of application No. 29/446,765, filed on Feb. 27, 2013, now Pat. No. Des. 710,184.

(30) **Foreign Application Priority Data**

Sep. 4, 2012 (EM) 001 342 174

(51) **LOC (10) Cl.** **08-07**

(52) **U.S. Cl.**
USPC **D8/347**

(58) **Field of Classification Search**
CPC E05B 19/00; E05B 19/20; E05B 13/00;
E05B 11/00; E05B 19/04
USPC D8/347, 348; 70/51, 336, 344, 348,
70/391, 393, 402, 408, 416.429, 430,
70/460.447, 456 R, 262

See application file for complete search history.

(56) **References Cited**

U.S. PATENT DOCUMENTS

4,888,970	A *	12/1989	Kinzler et al.	70/456 R
D404,284	S *	1/1999	Sacco et al.	D8/347
D407,007	S *	3/1999	Sacco et al.	D8/347
6,016,676	A *	1/2000	McConnell	70/408
D461,047	S *	8/2002	Peterson	D3/208
D495,585	S *	9/2004	Osada	D8/347
D557,111	S *	12/2007	Ydremark et al.	D8/347
7,334,441	B1 *	2/2008	Amundson et al.	70/252
7,634,932	B2 *	12/2009	Cadiz et al.	70/456 R
8,479,546	B2 *	7/2013	Delande et al.	70/456 R
D710,184	S *	8/2014	Kirzinger et al.	D8/346
D710,185	S *	8/2014	Kirzinger et al.	D8/347
D720,237	S *	12/2014	Maglio, Jr.	D9/704

* cited by examiner

Primary Examiner — Prabhakar Deshmukh

(74) *Attorney, Agent, or Firm* — Lucas & Mercanti, LLP;
Klaus P. Stoffel

(57) **CLAIM**

The ornamental design for a vehicle key, as shown and described.

DESCRIPTION

FIG. 1 is a front view of a vehicle key showing our new design;

FIG. 2 is a rear, left side perspective view thereof;

FIG. 3 is a left side view thereof;

FIG. 4 is a right side view thereof;

FIG. 5 is a bottom view thereof; and,

FIG. 6 is a top view thereof.

1 Claim, 2 Drawing Sheets





Fig. 1




Fig. 2




Fig. 3




Fig. 4

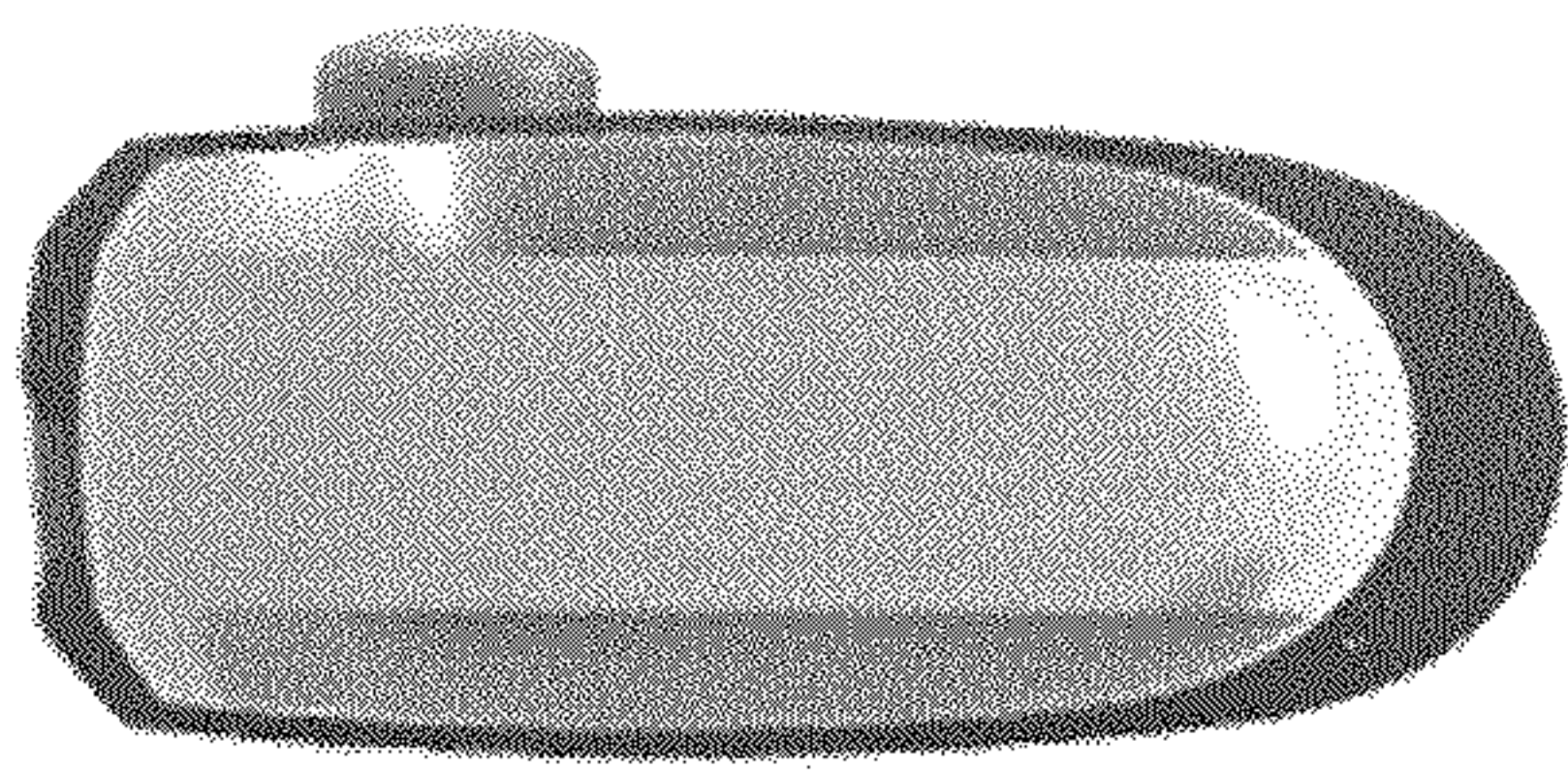


Fig. 5




Fig. 6