



US00D730147S

(12) **United States Design Patent**
Wu

(10) **Patent No.:** **US D730,147 S**
(45) **Date of Patent:** **** May 26, 2015**

(54) **HANDLE**

(71) Applicant: **TAIWAN FU HSING INDUSTRIAL CO., LTD.**, Kaohsiung (TW)

(72) Inventor: **Wen-Fa Wu**, Kaohsiung (TW)

(73) Assignee: **TAIWAN FU HSING INDUSTRIAL CO., LTD.**, Kaohsiung (TW)

(**) Term: **14 Years**

(21) Appl. No.: **29/476,601**

(22) Filed: **Dec. 16, 2013**

(30) **Foreign Application Priority Data**

Sep. 13, 2013 (TW) 102306133

(51) **LOC (10) CL.** **08-06**

(52) **U.S. Cl.**
USPC **D8/308**

(58) **Field of Classification Search**
CPC E05B 1/00
USPC D8/308, 300-302, 321, DIG. 10;
D23/250, 252; 16/110.1, 412;
292/336.3, 347

See application file for complete search history.

(56) **References Cited**

U.S. PATENT DOCUMENTS

D83,247	S *	2/1931	Carlson	D8/308
1,818,612	A *	8/1931	Floraday	292/347
D85,770	S *	12/1931	Schnell	D8/308
D85,844	S *	12/1931	Schnell	D8/308
2,104,403	A *	1/1938	Roethel	292/357
2,125,783	A *	8/1938	Heeman	292/347
D114,330	S *	4/1939	Groen	D23/252
2,729,485	A *	1/1956	Schlage	292/1
D197,400	S *	1/1964	Patriquin	D8/302
D197,553	S *	2/1964	Maffei	D8/308
D271,560	S *	11/1983	Valli	D8/308

D312,565	S *	12/1990	Abraham et al.	D8/301
D314,129	S *	1/1991	Zanini	D8/301
D317,706	S *	6/1991	Boeri	D8/308
D318,215	S *	7/1991	Fleming	D8/301
D328,852	S *	8/1992	Marques	D8/308
D329,008	S *	9/1992	Marques	D8/308
D329,009	S *	9/1992	Marques	D8/308
D355,578	S *	2/1995	Mark et al.	D8/308
D362,380	S *	9/1995	Ellis et al.	D8/301
D363,872	S *	11/1995	Carsello	D8/308
D366,409	S *	1/1996	Delaske	D8/338
D369,968	S *	5/1996	Decursu et al.	D8/308
D378,984	S *	4/1997	Carsello	D8/308
D411,870	S *	7/1999	Humber	D23/233
D431,173	S *	9/2000	Durbin	D8/308
D435,423	S *	12/2000	Rodriguez et al.	D8/308
D444,694	S *	7/2001	Alvarado	D8/301
D458,829	S *	6/2002	Zoerner	D8/308
6,425,273	B1 *	7/2002	Kim et al.	70/224
D467,155	S *	12/2002	Underhill et al.	D8/308
D471,422	S *	3/2003	Ellis et al.	D8/301
6,584,816	B1 *	7/2003	Lee	70/224

(Continued)

Primary Examiner — Paula Greene

(74) *Attorney, Agent, or Firm* — Jackson IPG PLLC;
Demian K. Jackson

(57) **CLAIM**

The ornamental design for a handle, as shown and described.

DESCRIPTION

FIG. 1 is a perspective view of a handle showing our new design;

FIG. 2 is a front elevational view thereof;

FIG. 3 is a top plan view thereof;

FIG. 4 is a right side elevational view thereof;

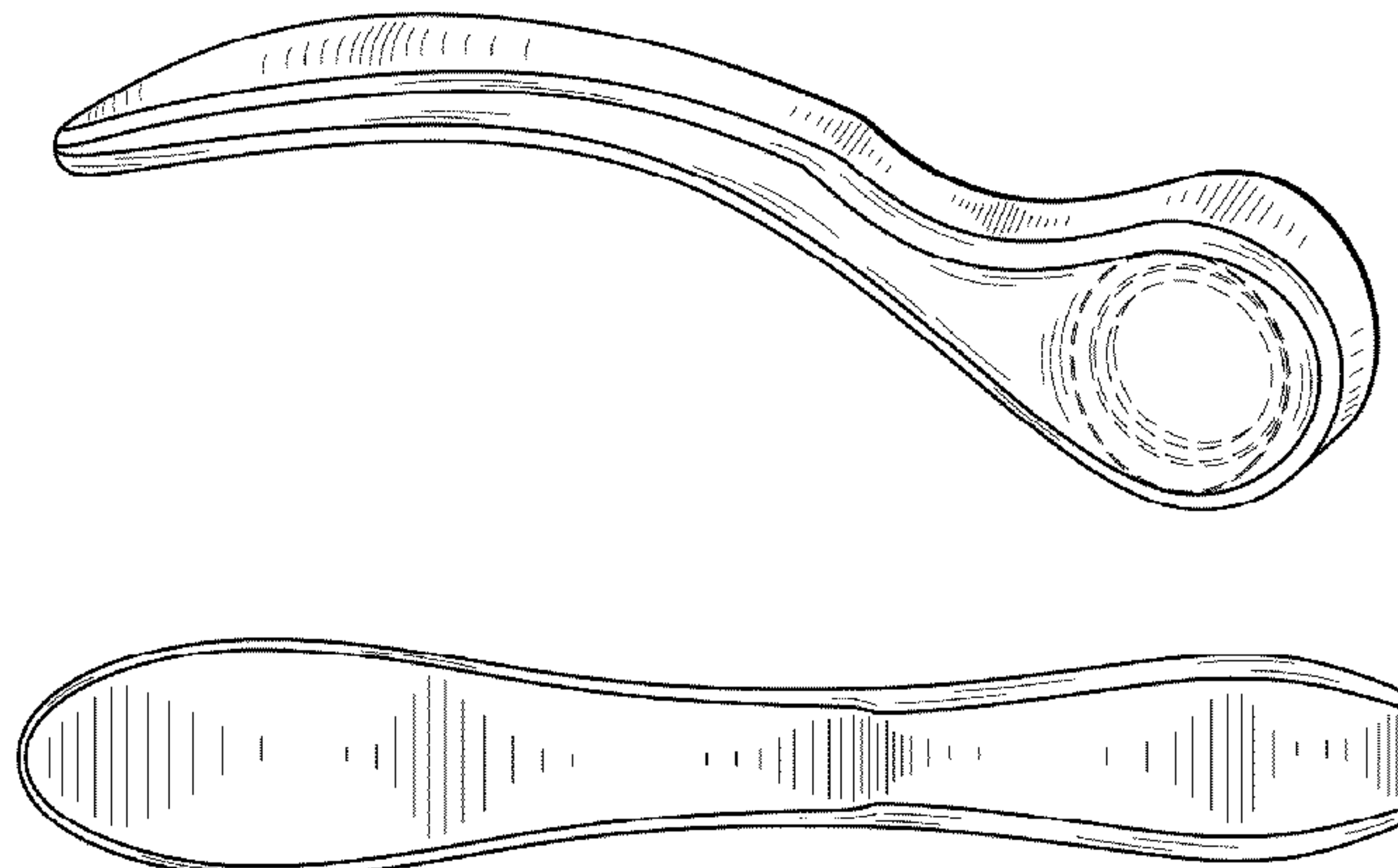
FIG. 5 is a left side elevational view thereof;

FIG. 6 is a rear elevational view thereof; and,

FIG. 7 is a bottom plan view thereof.

The broken line showing of the handle portion is included for the purpose of illustrating only and forms no part of the claimed design.

1 Claim, 4 Drawing Sheets



(56)

References Cited

U.S. PATENT DOCUMENTS

D502,084 S * 2/2005 Denoual D8/302
D502,857 S * 3/2005 Sato D8/308
D519,021 S * 4/2006 Boulware et al. D8/308
D519,822 S * 5/2006 Kosasih et al. D8/308

D526,556 S * 8/2006 Metivier et al. D8/308
D557,585 S * 12/2007 Linares D8/308
D579,304 S * 10/2008 Singtoroj D8/308
D593,840 S * 6/2009 Roberts, III D8/308
D660,128 S * 5/2012 Lin et al. D8/308
D700,035 S * 2/2014 deGoutiere et al. D8/308

* cited by examiner

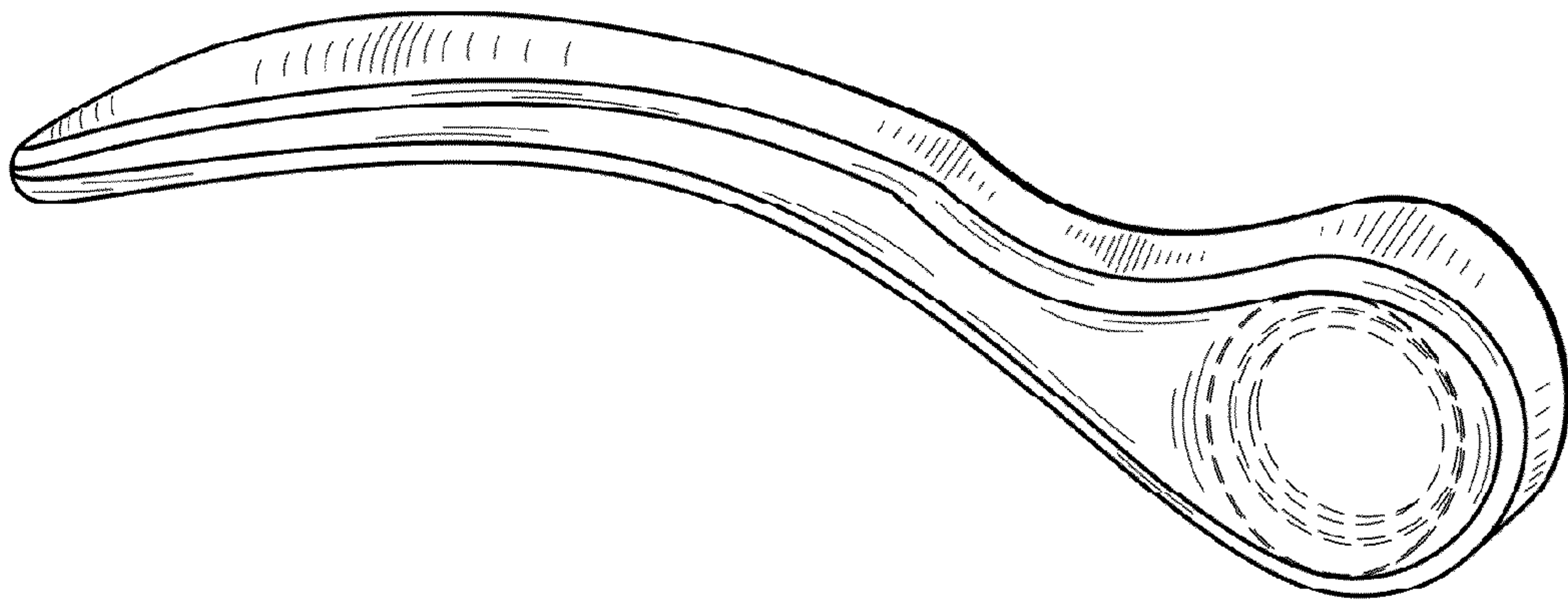


FIG. 1



FIG. 2

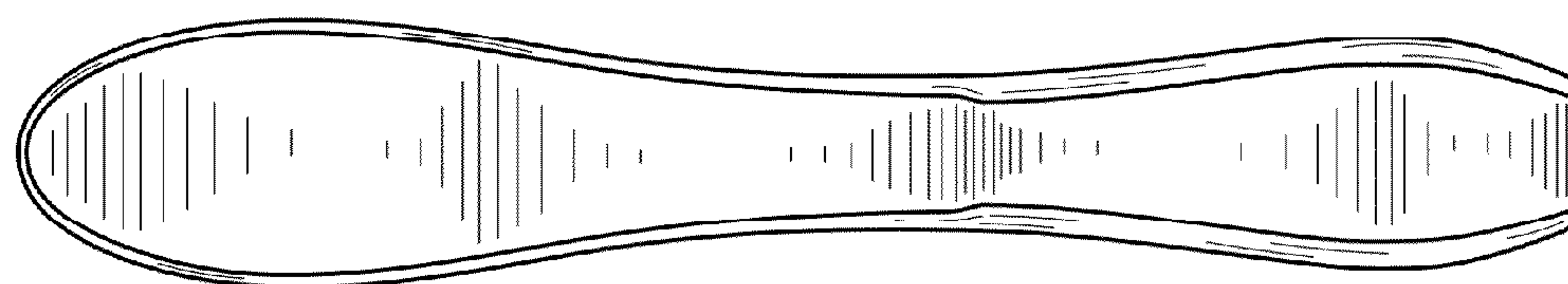


FIG. 3

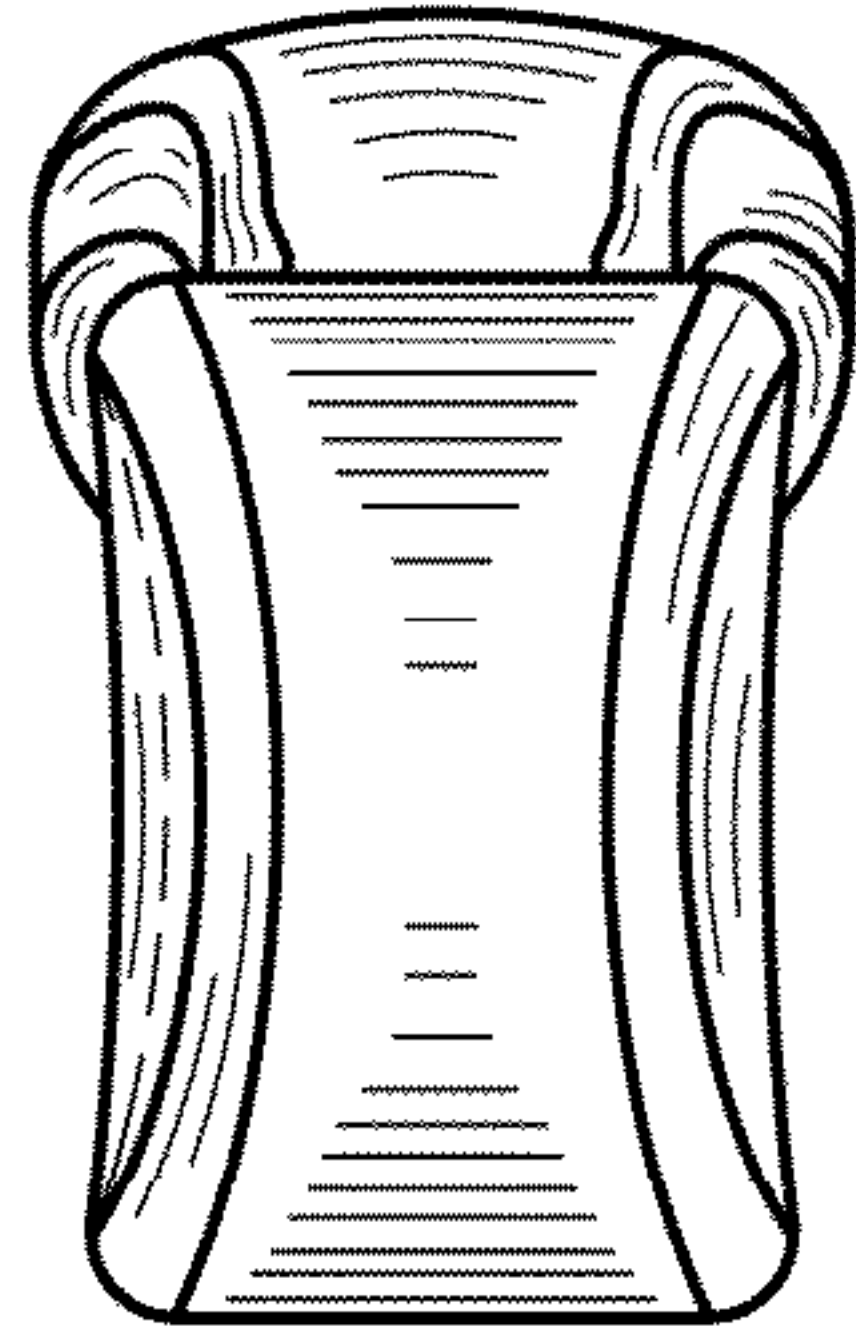


FIG. 4

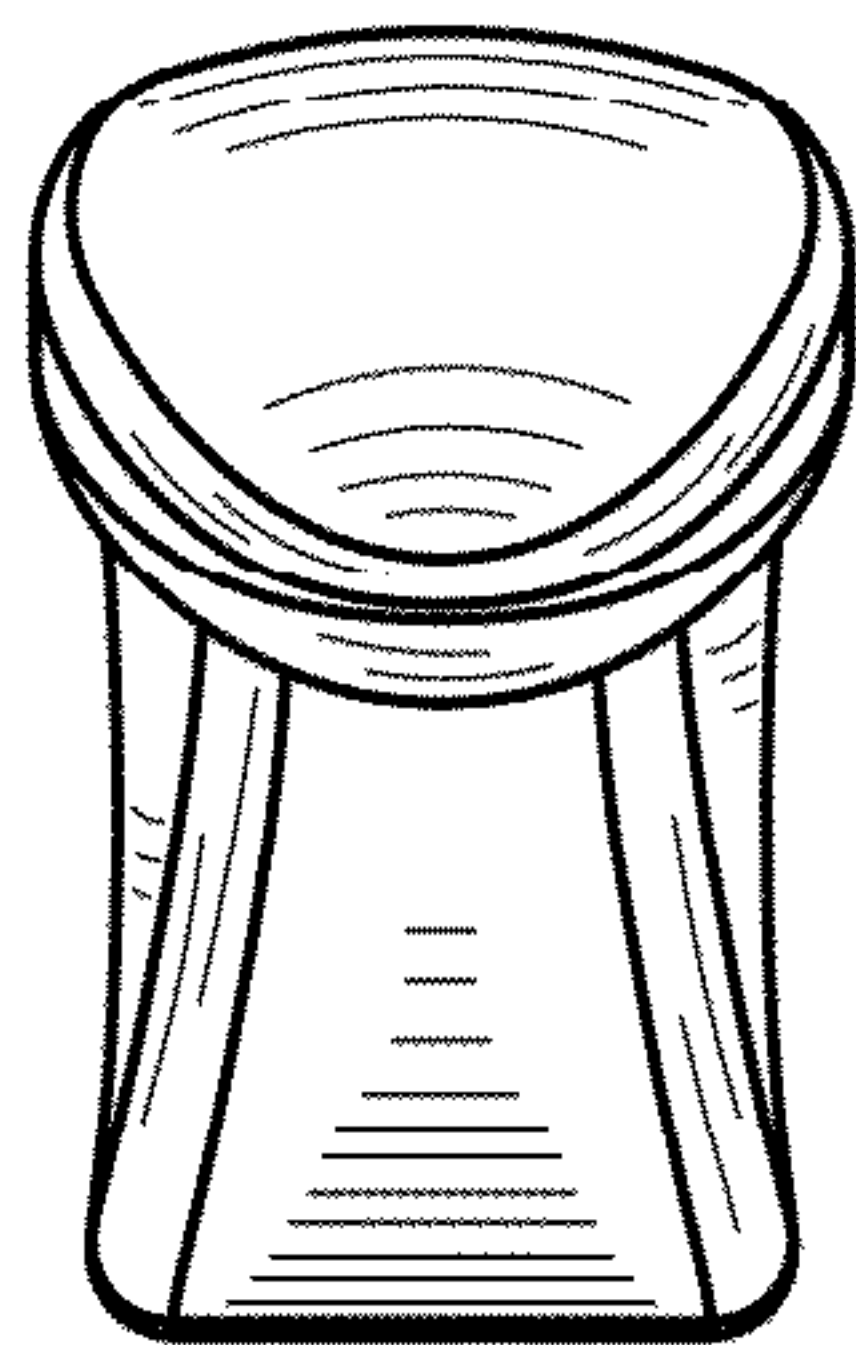


FIG. 5




FIG. 6

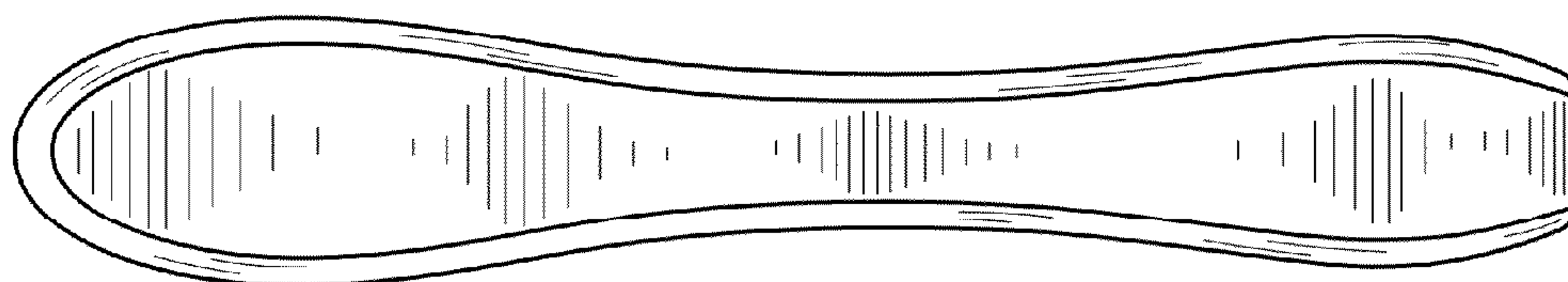


FIG. 7