



US00D730130S

(12) **United States Design Patent**  
**Geissele**

(10) **Patent No.:** **US D730,130 S**

(45) **Date of Patent:** **\*\* May 26, 2015**

(54) **BARREL NUT WRENCH FOR A FIREARM**

(71) Applicant: **William H. Geissele**, Lower Gwynedd, PA (US)

(72) Inventor: **William H. Geissele**, Lower Gwynedd, PA (US)

(73) Assignee: **WHG Properties, LLC**, North Wales, PA (US)

(\*\*) Term: **14 Years**

(21) Appl. No.: **29/506,756**

(22) Filed: **Oct. 20, 2014**

**Related U.S. Application Data**

(62) Division of application No. 29/479,050, filed on Jan. 10, 2014, now Pat. No. Des. 718,103.

(51) **LOC (10) Cl.** ..... **08-05**

(52) **U.S. Cl.**  
USPC ..... **D8/17**

(58) **Field of Classification Search**  
CPC ..... B25B 13/48; B25B 13/02; B25B 13/04  
USPC ..... D8/21-29, 44, 81-87, 102-107, 98, 99,  
D8/55, 93, 94; 81/60-63.2, 177.1, 177.85,  
81/177.8, 489, 125.1, 121.1, 119-120,  
81/176.1, 186, 177.9, 185.1, 176.2, 165,  
81/170, 3.35, 58, 3.345, 155; 206/378;  
16/429, 441, 124.6; 7/100, 138, 168,  
7/157; D24/146

See application file for complete search history.

(56) **References Cited**

**U.S. PATENT DOCUMENTS**

1,550,436 A 8/1925 Hall  
D274,973 S 8/1984 Waller  
5,307,713 A \* 5/1994 White ..... 81/180.1  
D379,053 S 5/1997 Howard  
D433,895 S 11/2000 Kindel

6,230,430 B1 \* 5/2001 Gosselin ..... 42/90  
6,745,649 B1 6/2004 Liao  
6,971,202 B2 12/2005 Bender  
7,140,275 B1 11/2006 Staples  
7,174,667 B2 2/2007 Connal  
D548,552 S 8/2007 Elkaim  
7,290,466 B1 11/2007 Wadsley  
D564,316 S 3/2008 Elkaim  
D584,585 S 1/2009 Juelch et al.  
D666,883 S \* 9/2012 Howard et al. .... D8/19  
D682,643 S 5/2013 Yang

(Continued)

**OTHER PUBLICATIONS**

AR 15 barrels.com, Barrel Nut Indexing Shim Instructions, published prior to the filing date of this application, 1 page.

*Primary Examiner* — Randall Gholson

(74) *Attorney, Agent, or Firm* — Merchant & Gould, P.C.

(57) **CLAIM**

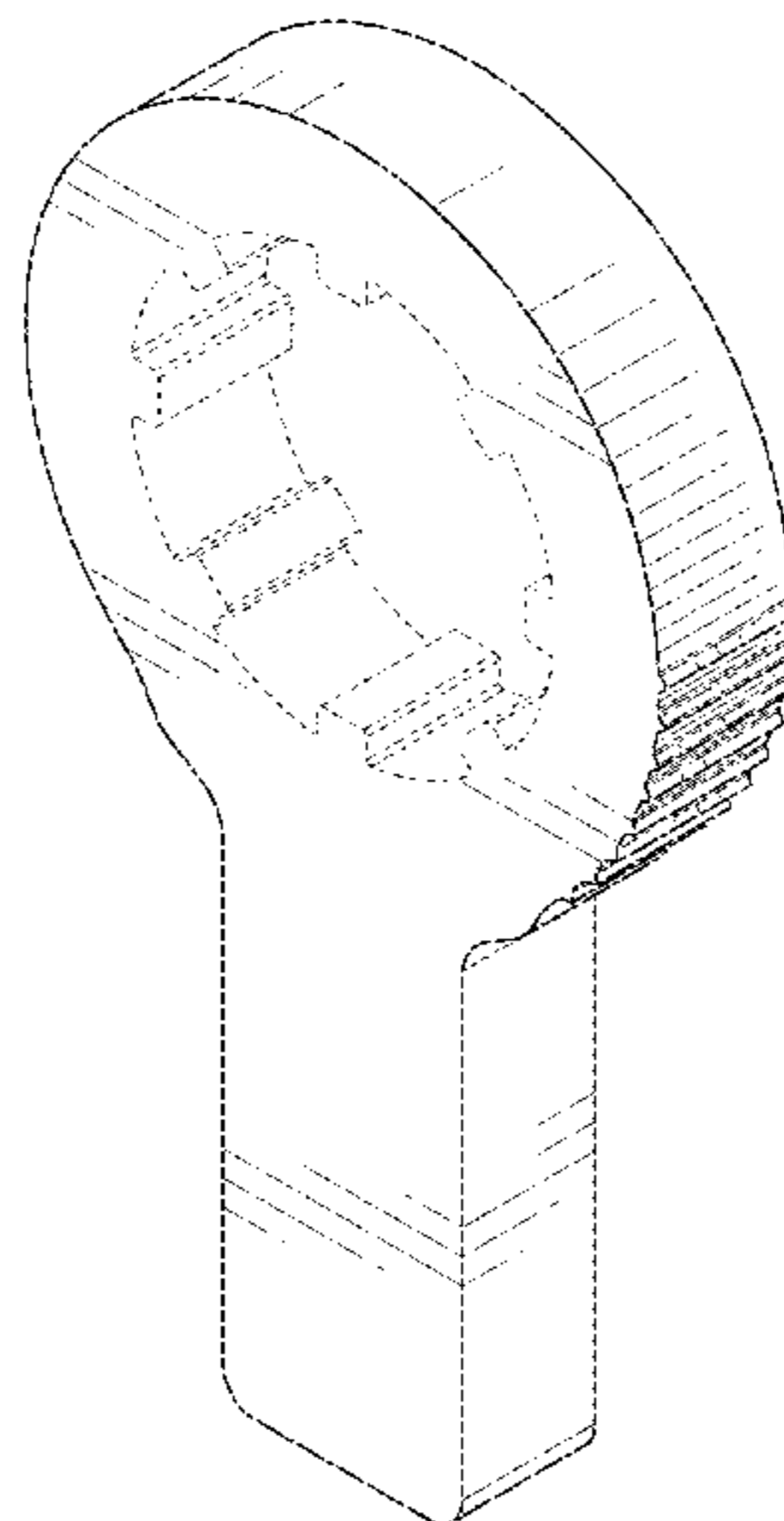
The ornamental design for a barrel nut wrench for a firearm, as shown and described.

**DESCRIPTION**

FIG. 1 is an isometric view of a barrel nut wrench for a firearm;  
FIG. 2 is a front elevation view of the barrel nut wrench for a firearm of FIG. 1;  
FIG. 3 is a rear elevation view of the barrel nut wrench for a firearm of FIG. 1;  
FIG. 4 is a right side elevation view of the barrel nut wrench for a firearm of FIG. 1;  
FIG. 5 is a left side elevation view of the barrel nut wrench for a firearm of FIG. 1;  
FIG. 6 is a top view of the barrel nut wrench for a firearm of FIG. 1; and,  
FIG. 7 is a bottom view of the barrel nut wrench for a firearm of FIG. 1.

The broken lines depict portions of the barrel nut wrench for a firearm that forms no part of the claimed design.

**1 Claim, 5 Drawing Sheets**



(56)

**References Cited**

U.S. PATENT DOCUMENTS

8,479,429 B2 7/2013 Barrett et al.

D718,103 S \* 11/2014 Geissele ..... D8/17  
D719,426 S \* 12/2014 Whitehead ..... D8/17  
2007/0033851 A1 2/2007 Hochstrate et al.

\* cited by examiner

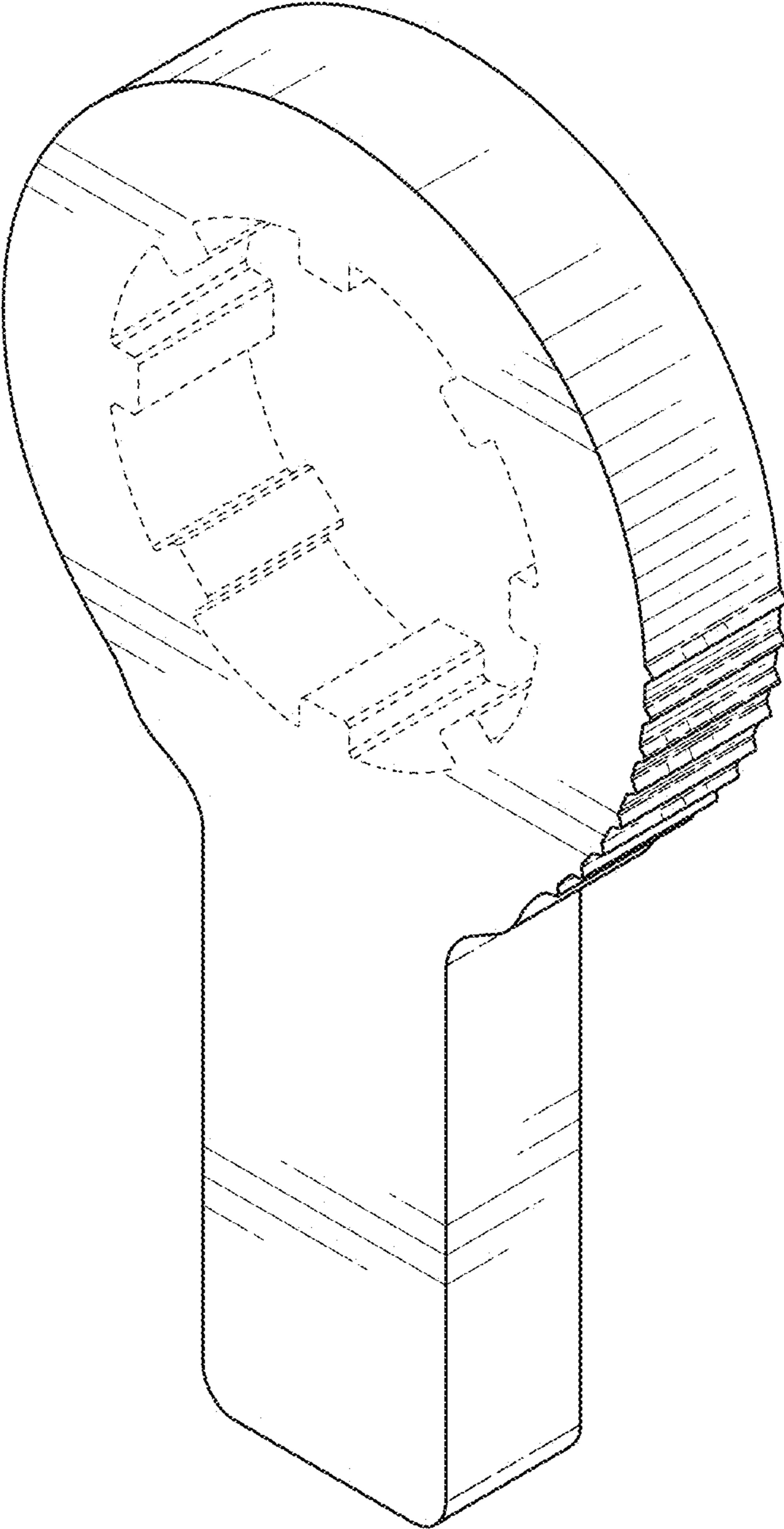


FIG. 1

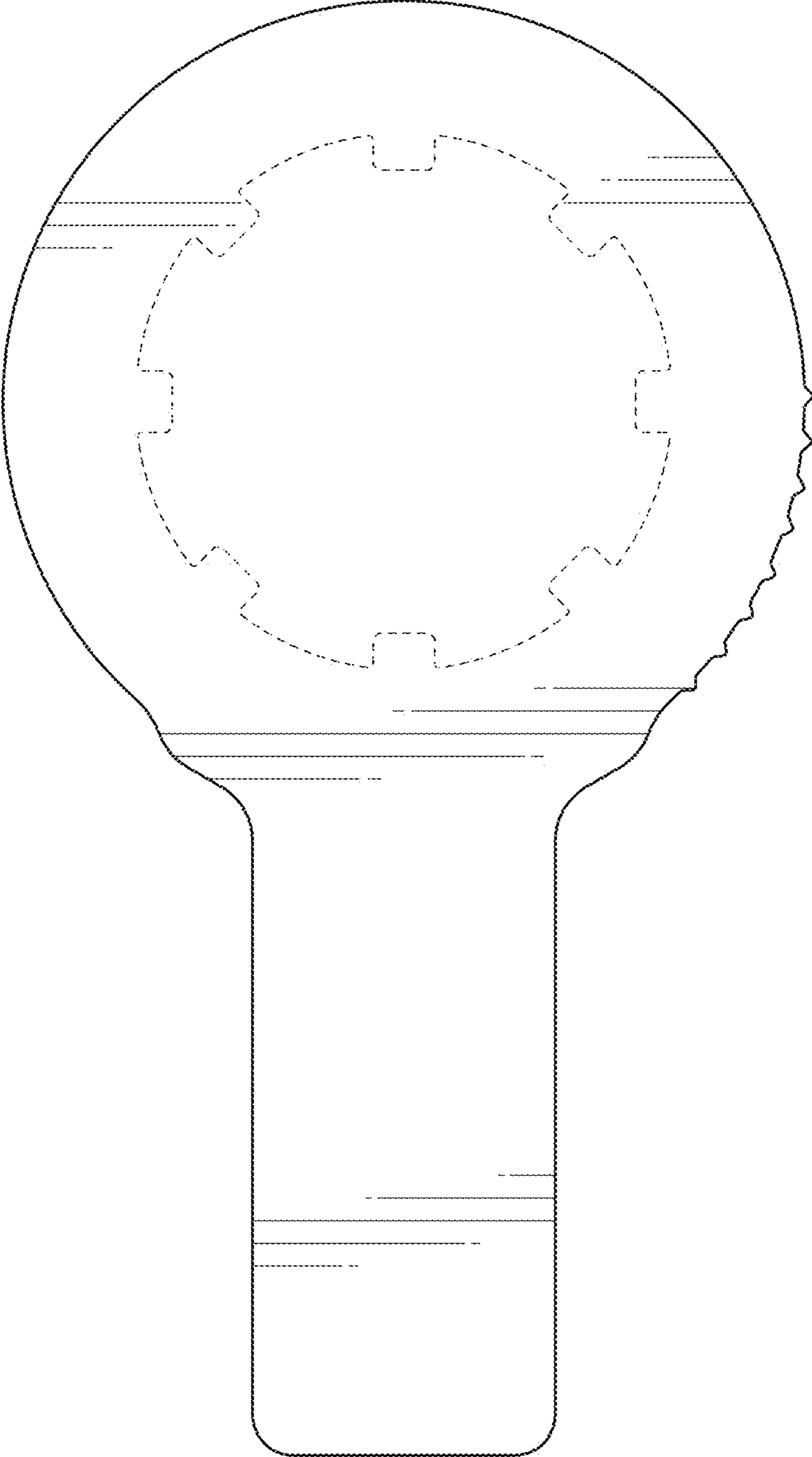


FIG. 2

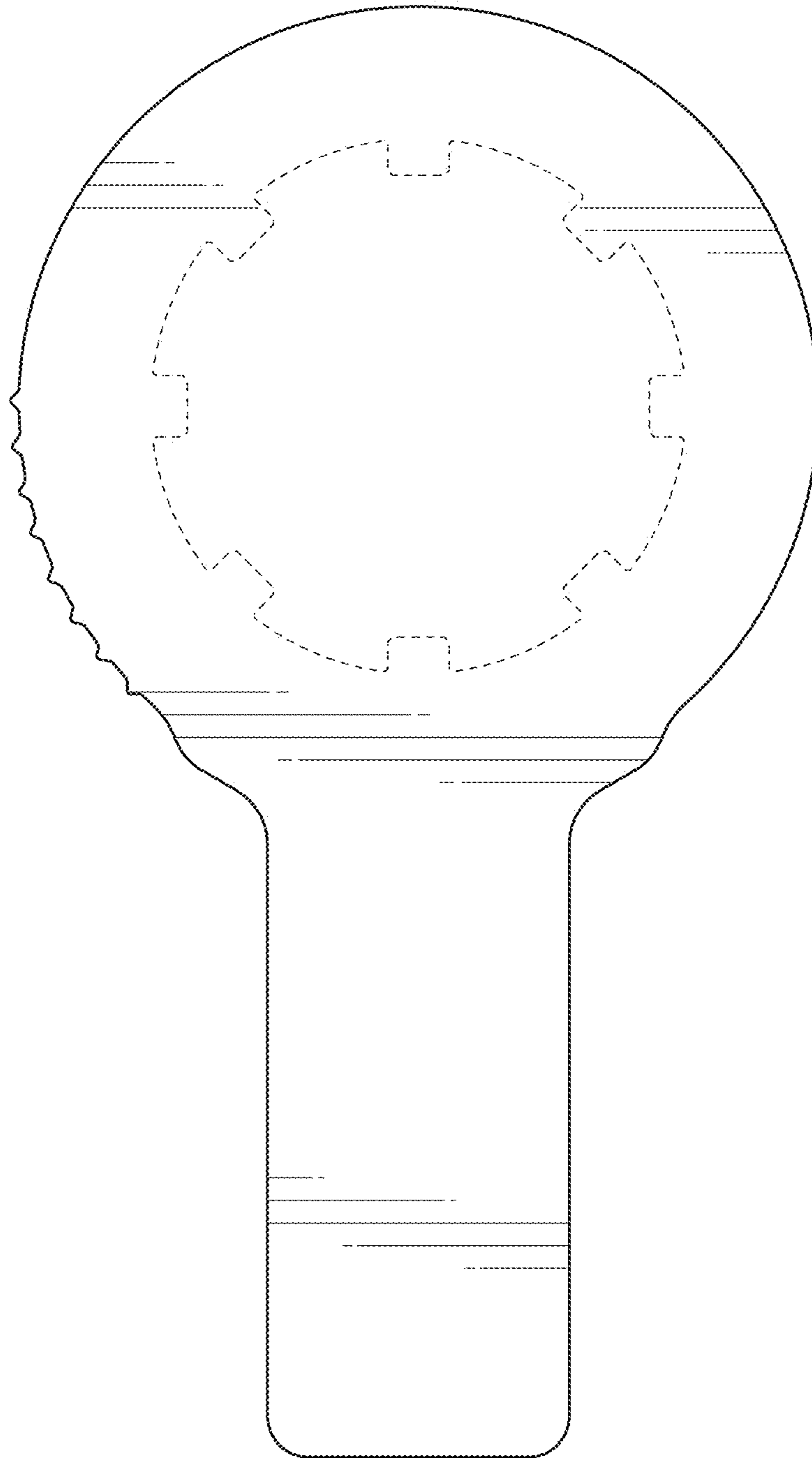


FIG. 3




FIG. 4




FIG. 5




FIG. 6

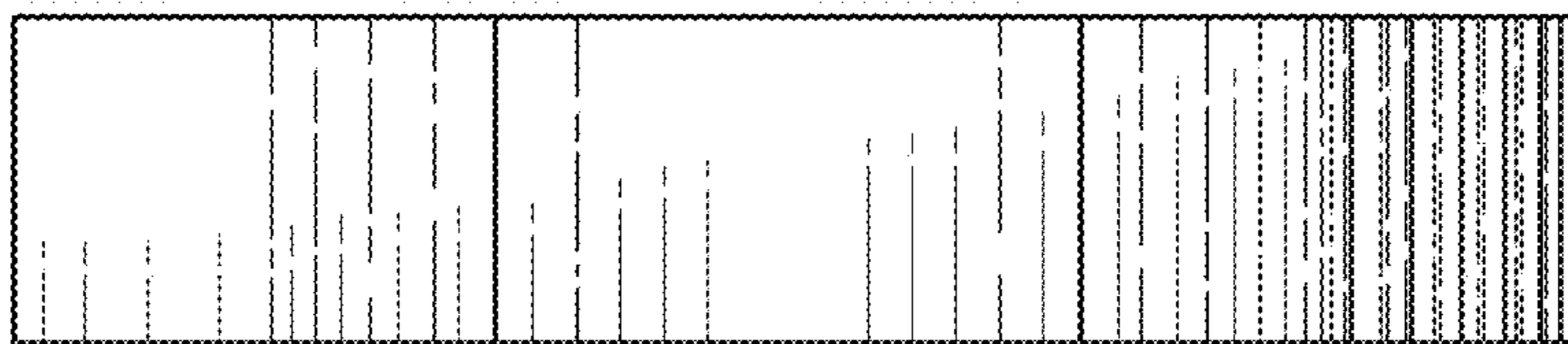


FIG. 7