

US00D730115S

(12) **United States Design Patent**  
**Miller et al.**

(10) **Patent No.:** **US D730,115 S**  
(45) **Date of Patent:** **\*\* May 26, 2015**

(54) **RIM FOR TABLEWARE**

(71) Applicant: **TARGET BRANDS, INC.**,  
Minneapolis, MN (US)

(72) Inventors: **Amanda Marie Miller**, Minneapolis,  
MN (US); **Kelly Margaret Berge**,  
Minneapolis, MN (US)

(73) Assignee: **TARGET BRANDS, INC.**,  
Minneapolis, MN (US)

(\*\*) Term: **14 Years**

(21) Appl. No.: **29/447,471**

(22) Filed: **Mar. 4, 2013**

(51) **LOC (10) Cl.** ..... **07-01**

(52) **U.S. Cl.**  
USPC ..... **D7/396.4**

(58) **Field of Classification Search**  
CPC ..... A47G 19/02–19/08; A47G 21/14;  
A47G 21/145  
USPC ..... D7/543, 545–546, 549, 550.1, 551.1,  
D7/553.1–553.8, 555, 558, 560, 571,  
D7/584–588, 601–602, 610–614, 360,  
D7/554.1–554.4, 564–565, 354, 396.4;  
220/574–575; D9/737

See application file for complete search history.

D501,762 S 2/2005 Wolhender  
D518,334 S 4/2006 Wolhender  
D518,682 S 4/2006 Hayes et al.  
D519,317 S 4/2006 Hayes et al.  
D520,812 S 5/2006 Hayes et al.  
D524,099 S 7/2006 Czebiniak  
D524,100 S 7/2006 Hayes et al.  
D527,946 S 9/2006 Czebiniak  
D528,361 S 9/2006 Wolhender  
D533,749 S \* 12/2006 Guzzini ..... D7/565  
D546,621 S 7/2007 Hayes et al.  
D552,425 S \* 10/2007 Hayes et al. .... D7/585  
D559,035 S 1/2008 Hayes et al.  
D559,036 S 1/2008 Hayes et al.  
D575,990 S 9/2008 Altiner et al.  
D589,300 S 3/2009 Altiner et al.  
D589,301 S 3/2009 Altiner et al.  
D595,542 S 7/2009 Dewey  
2004/0074902 A1 \* 4/2004 Hayes et al. .... 220/4.21

**OTHER PUBLICATIONS**

Office Action from Canadian Patent Application No. 153,873, mailed Apr. 22, 2014 (2 pages).  
“Rosenthal TAC 02 Skin Platinum Dinner Plate”, printed from www.fragilegifts.com/store/product/87196/Rosenthal-TAC-02-Skin-Platinum-Dinner-Plate/ on Dec. 14, 2012 (1 page).  
“Scavo: Crate & Barrel”, printed from www.crateandbarrel.com/search.aspx?query=scavo on Dec. 14, 2012 (1 page).

\* cited by examiner

*Primary Examiner* — Susan Bennett Hattan  
*Assistant Examiner* — Brett Miller  
(74) *Attorney, Agent, or Firm* — Griffiths & Seaton PLLC;  
JoAnn M. Seaton

(56) **References Cited**

**U.S. PATENT DOCUMENTS**

D61,342 S \* 8/1922 Kotato ..... D7/585  
D71,114 S \* 9/1926 Magee ..... D7/565  
3,097,780 A \* 7/1963 Witmer ..... 220/574  
D211,112 S \* 5/1968 Takeoka ..... D7/585  
D214,283 S \* 5/1969 Takeoka ..... D7/585  
D333,944 S 3/1993 Denzin et al.  
D335,798 S \* 5/1993 Crawford et al. .... D7/584  
D374,153 S \* 10/1996 Moreno-Montemayor ... D7/585  
D417,361 S 12/1999 Mittmann et al.  
D421,873 S 3/2000 Sundberg  
D424,881 S \* 5/2000 Sundberg ..... D7/545  
D485,472 S 1/2004 McMullin  
D486,994 S 2/2004 Smith et al.

(57) **CLAIM**

The ornamental design for a rim for tableware, as shown and described.

**DESCRIPTION**

FIG. 1 is a front, perspective view of a rim for tableware showing a first embodiment of our new design;  
FIG. 2 is a top view thereof;  
FIG. 3 is a bottom view thereof;  
FIG. 4 is a right side view thereof;  
FIG. 5 is a left side view thereof;

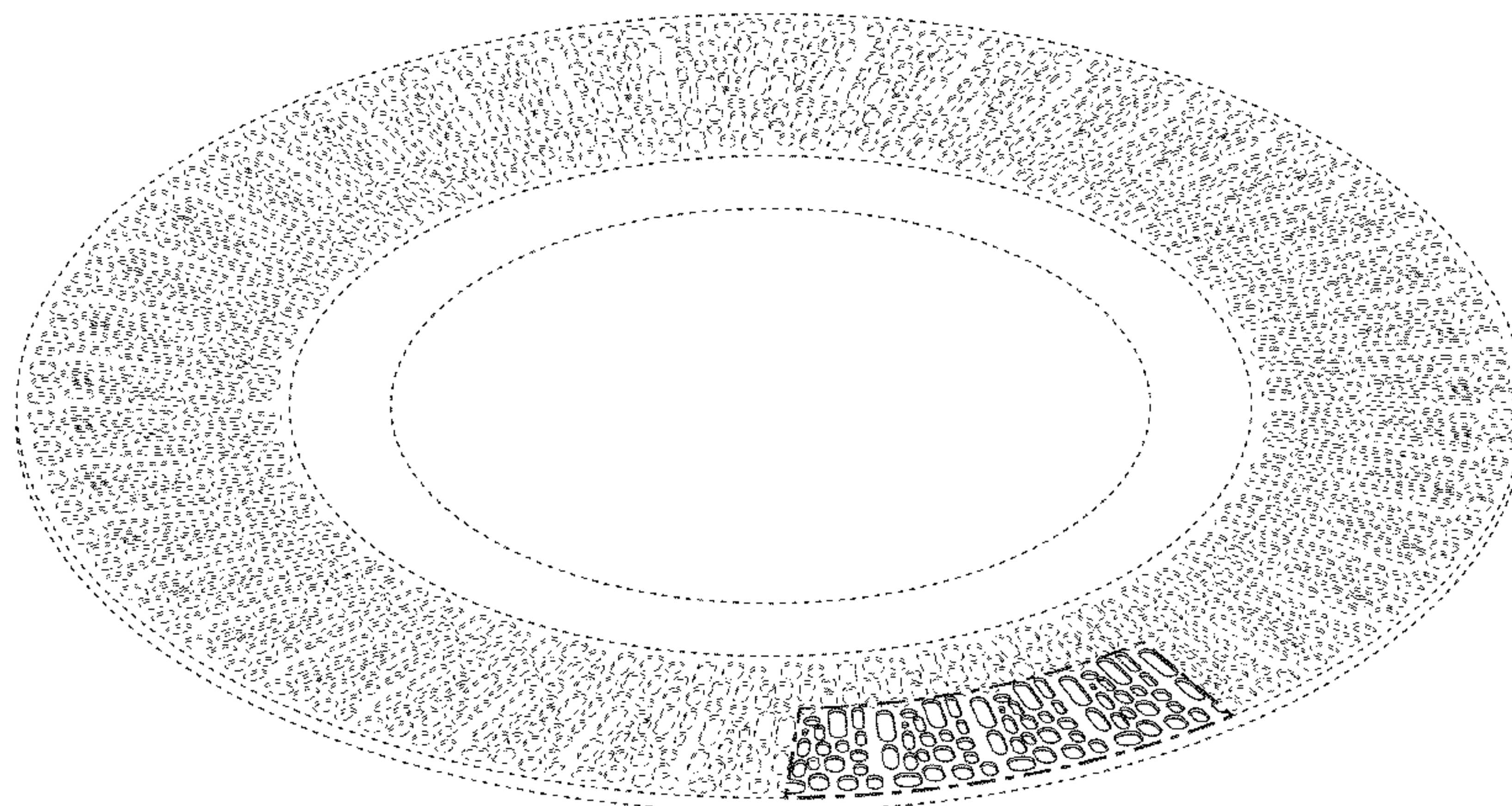


FIG. 6 is a front view thereof;  
FIG. 7 is a rear view thereof;  
FIG. 8 is a front, perspective view of a rim for tableware showing a second embodiment of our new design;  
FIG. 9 is a top view thereof;  
FIG. 10 is a bottom view thereof;  
FIG. 11 is a right side view thereof;  
FIG. 12 is a left side view thereof;  
FIG. 13 is a front view thereof;  
FIG. 14 is a rear view thereof;  
FIG. 15 is a front, perspective view of a rim for tableware showing a third embodiment of our new design;  
FIG. 16 is a top view thereof;  
FIG. 17 is a bottom view thereof;  
FIG. 18 is a right side view thereof;  
FIG. 19 is a left side view thereof;  
FIG. 20 is a front view thereof;  
FIG. 21 is a rear view thereof;  
FIG. 22 is a front, perspective view of a rim for tableware showing a fourth embodiment of our new design;  
FIG. 23 is a top view thereof;  
FIG. 24 is a bottom view thereof;  
FIG. 25 is a right side view thereof;  
FIG. 26 is a left side view thereof;

FIG. 27 is a front view thereof;  
FIG. 28 is a rear view thereof;  
FIG. 29 is a front, perspective view of a rim for tableware showing a fifth embodiment of our new design;  
FIG. 30 is a top view thereof;  
FIG. 31 is a bottom view thereof;  
FIG. 32 is a right side view thereof;  
FIG. 33 is a left side view thereof;  
FIG. 34 is a front view thereof;  
FIG. 35 is a rear view thereof;  
FIG. 36 is a front, perspective view of a rim for tableware showing a sixth embodiment of our new design;  
FIG. 37 is a top view thereof;  
FIG. 38 is a bottom view thereof;  
FIG. 39 is a right side view thereof;  
FIG. 40 is a left side view thereof;  
FIG. 41 is a front view thereof; and,  
FIG. 42 is a rear view thereof.

The features shown in broken lines are portions of the rim for tableware embodiments forming no part of the claimed design. The features shown in long dash-short dash bolded broken lines indicate the bounds of the claimed design and otherwise form no part of the claimed design.

**1 Claim, 30 Drawing Sheets**



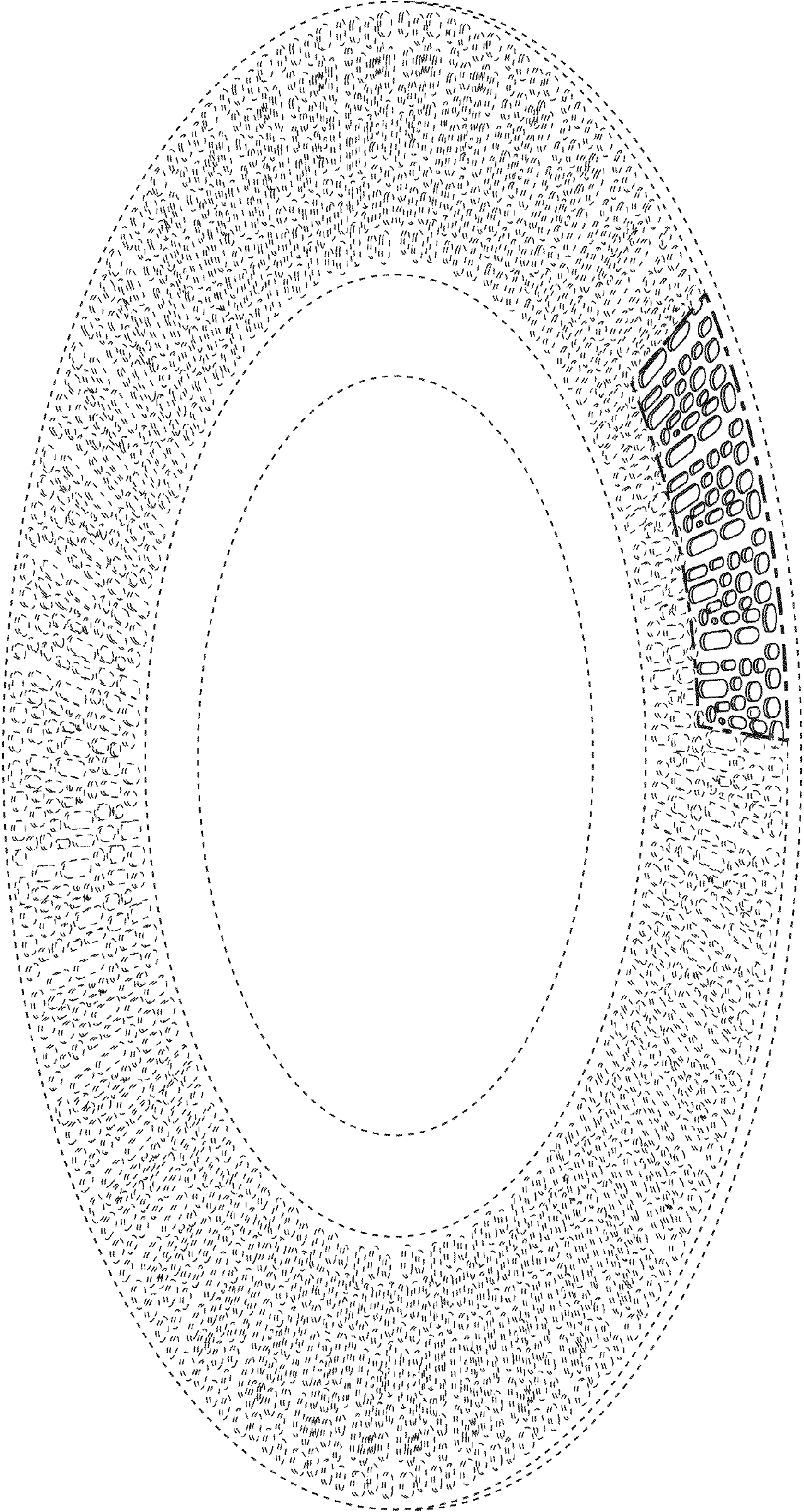


FIG. 1




FIG. 2

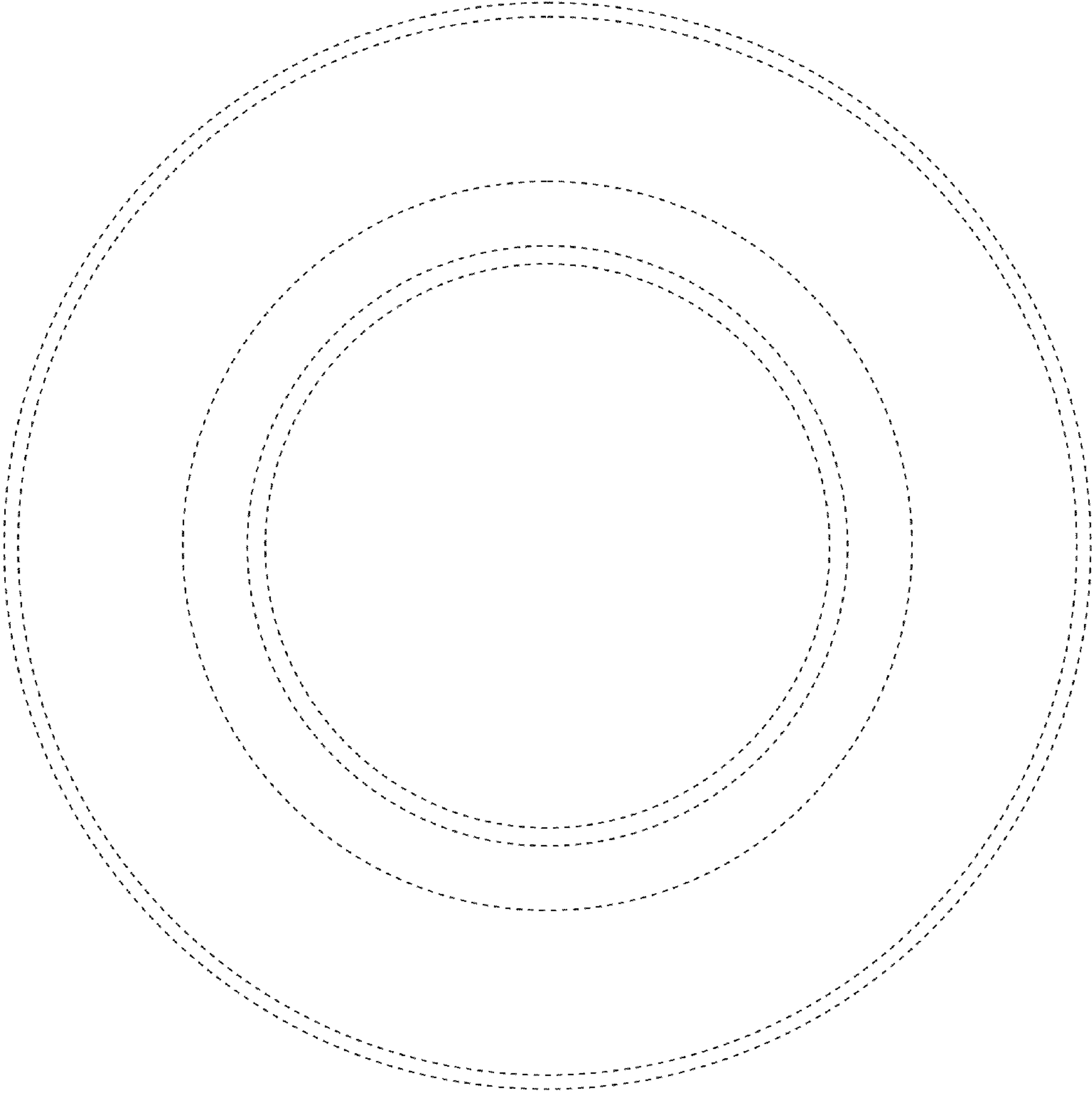




FIG. 3





**FIG. 4**



**FIG. 5**




FIG. 6




FIG. 7

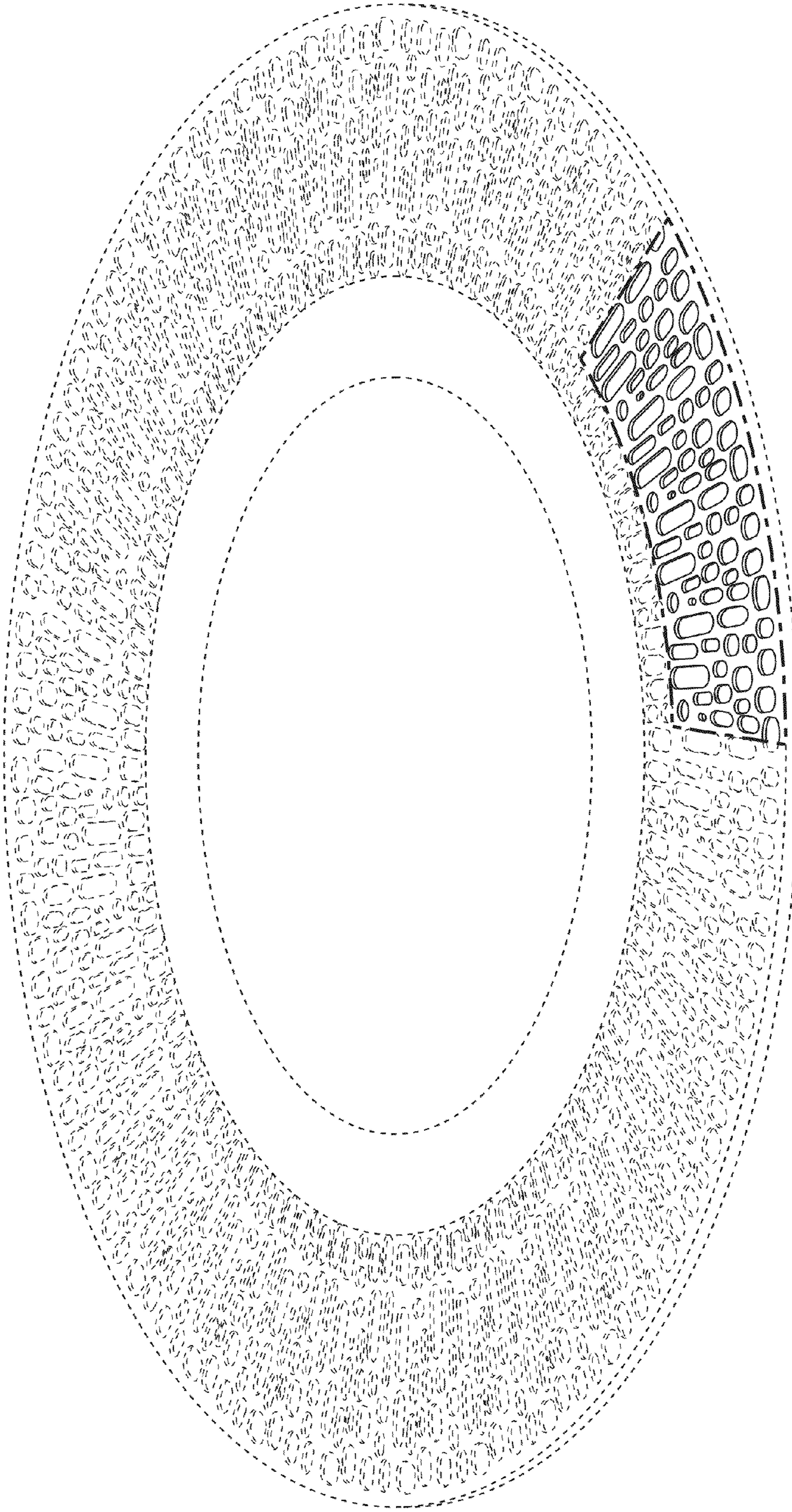


FIG. 8



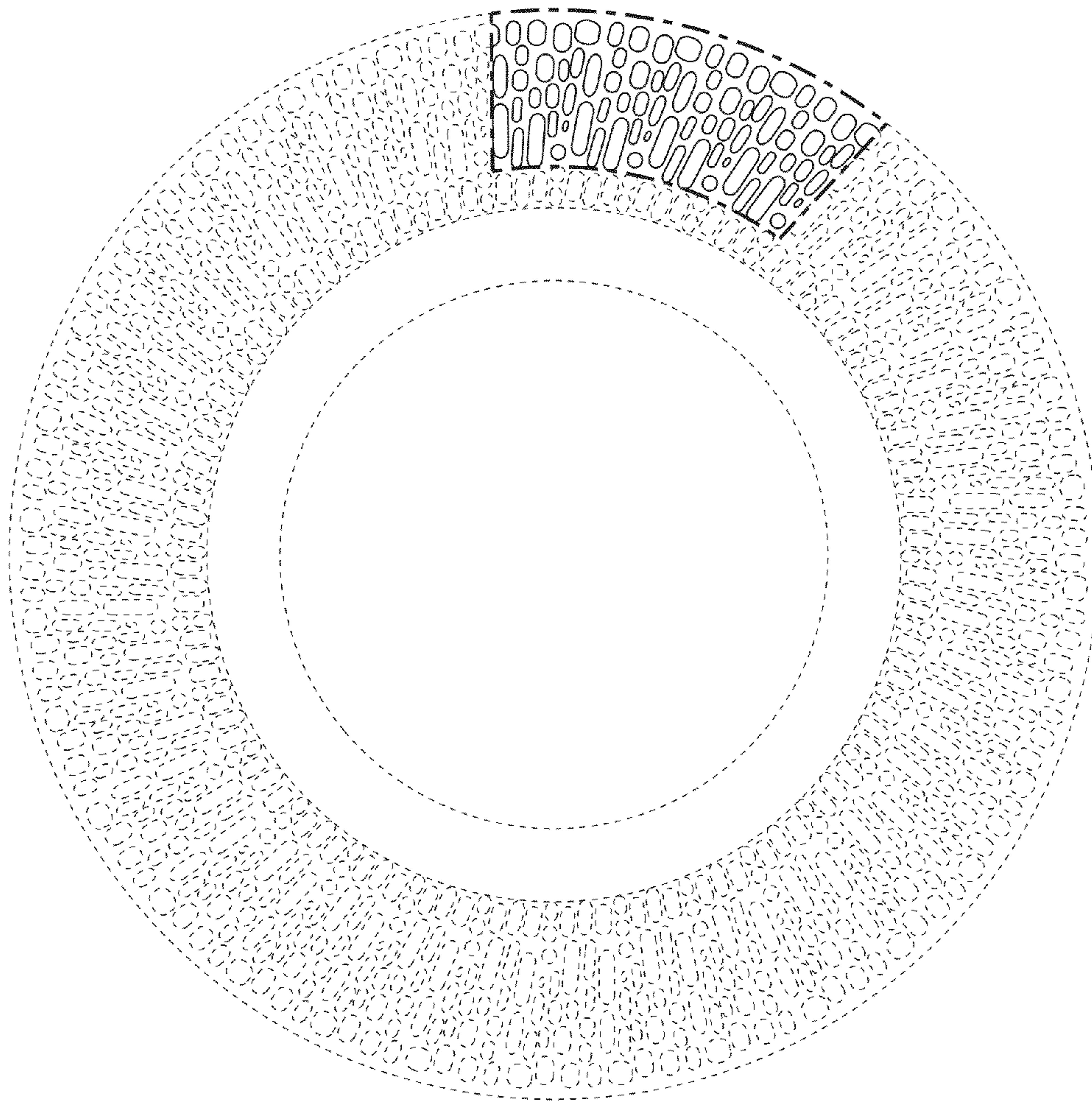
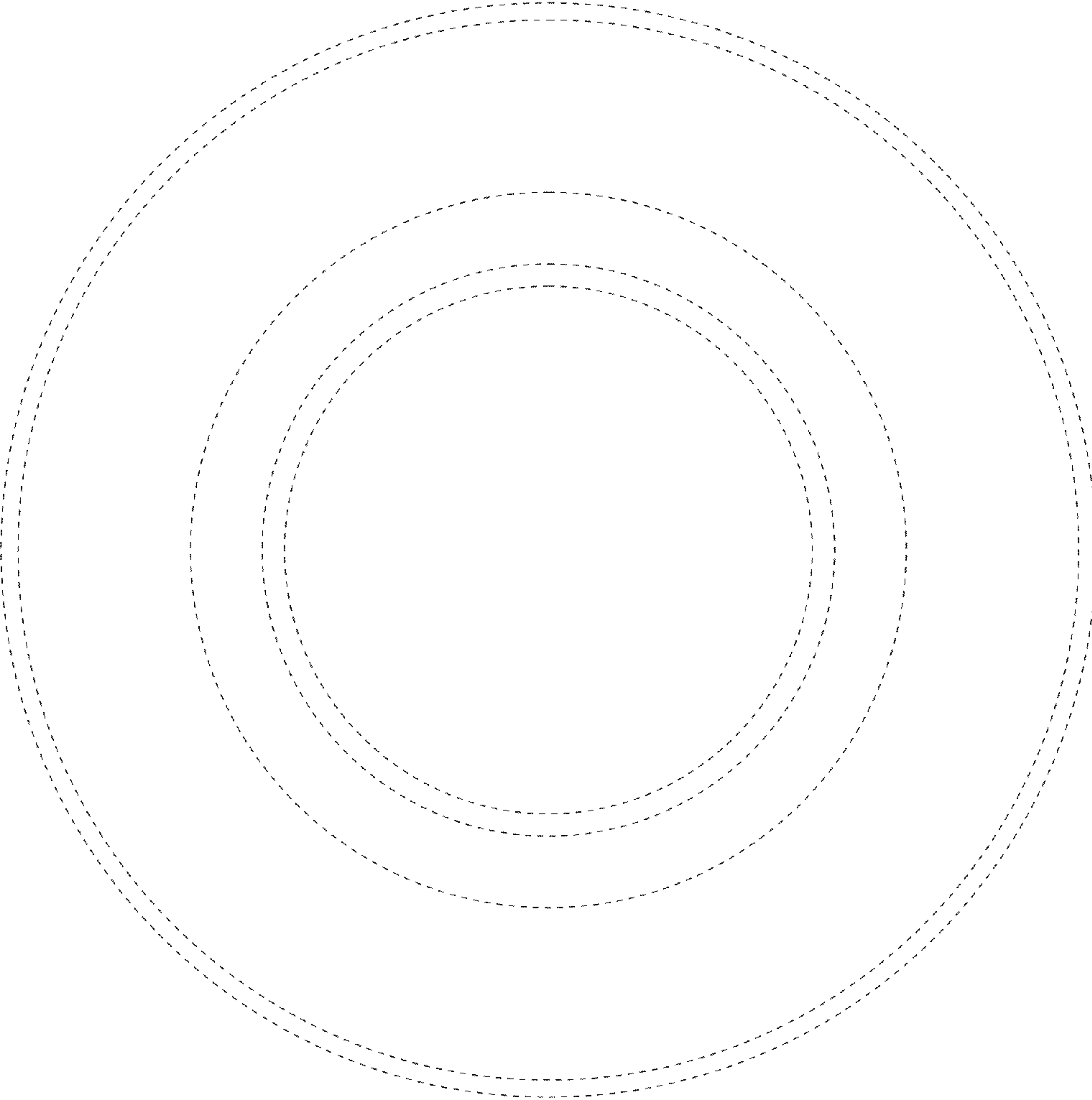
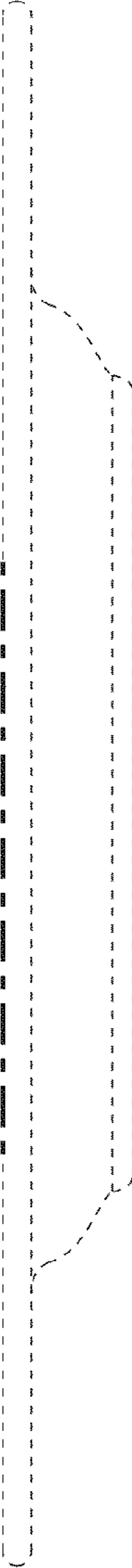



FIG. 9



**FIG. 10**



**FIG. 11**



**FIG. 12**






FIG. 13




FIG. 14




FIG. 15

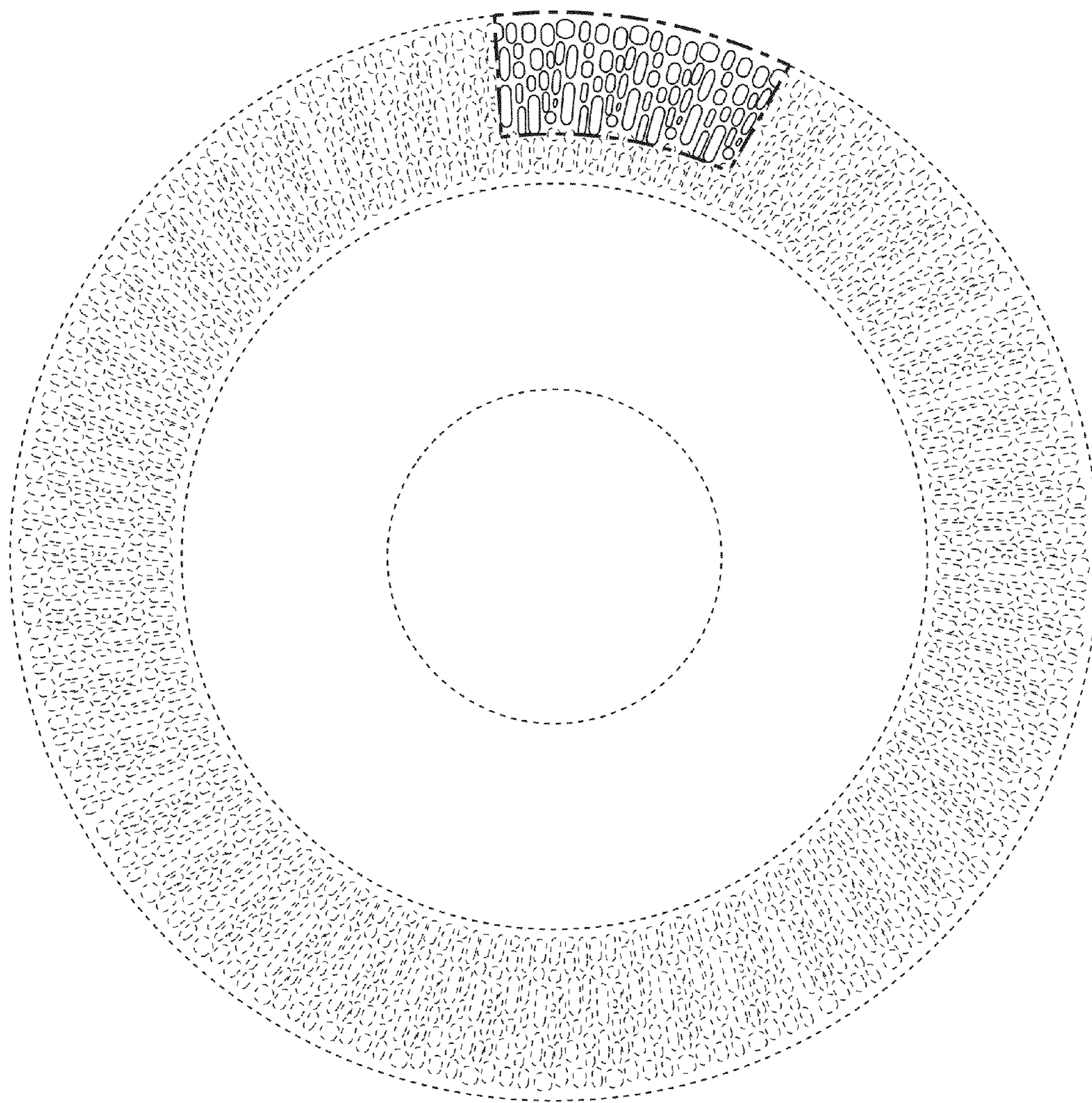
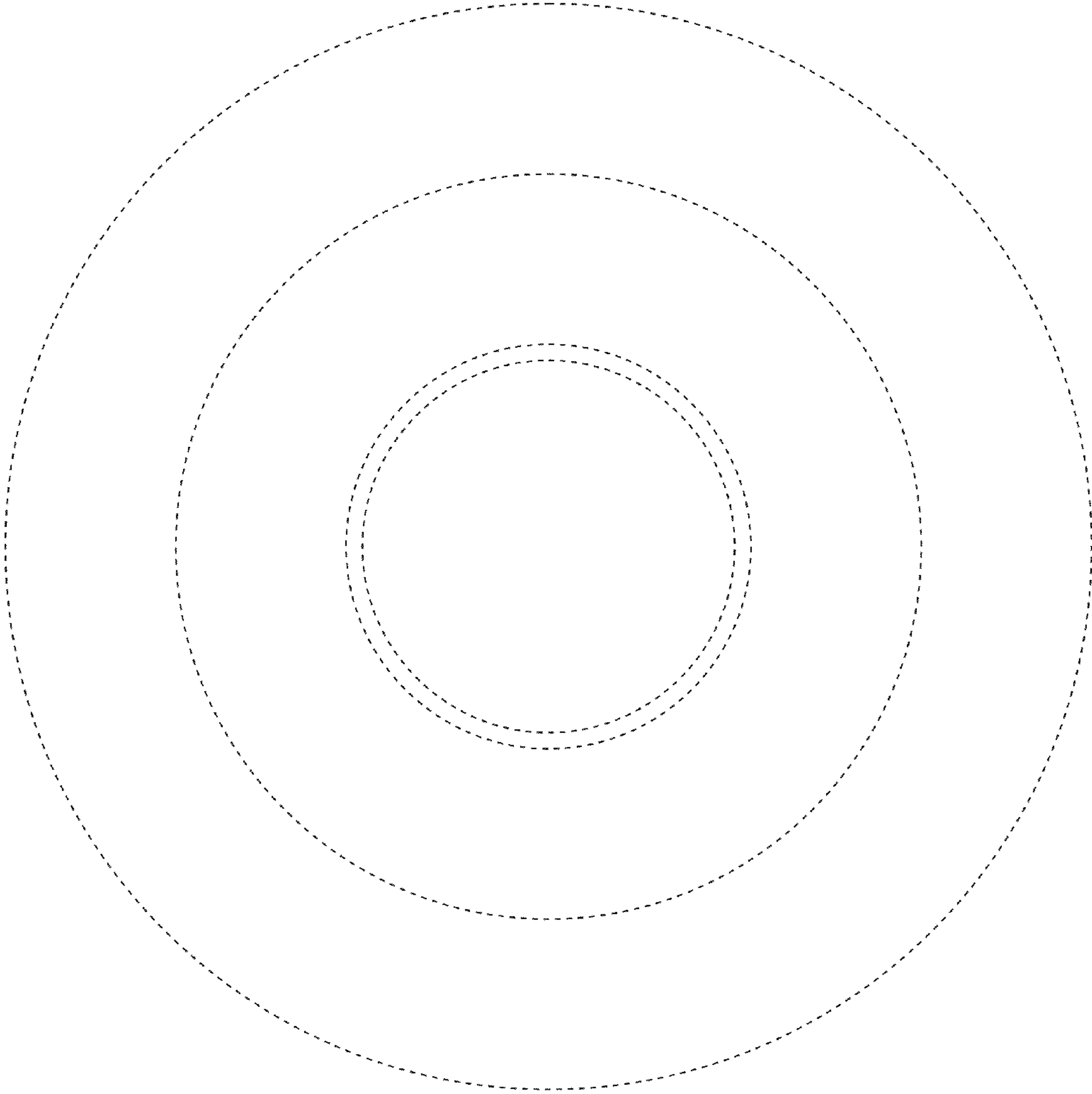


FIG. 16





**FIG. 17**




FIG. 18




FIG. 19




FIG. 20




FIG. 21






FIG. 22

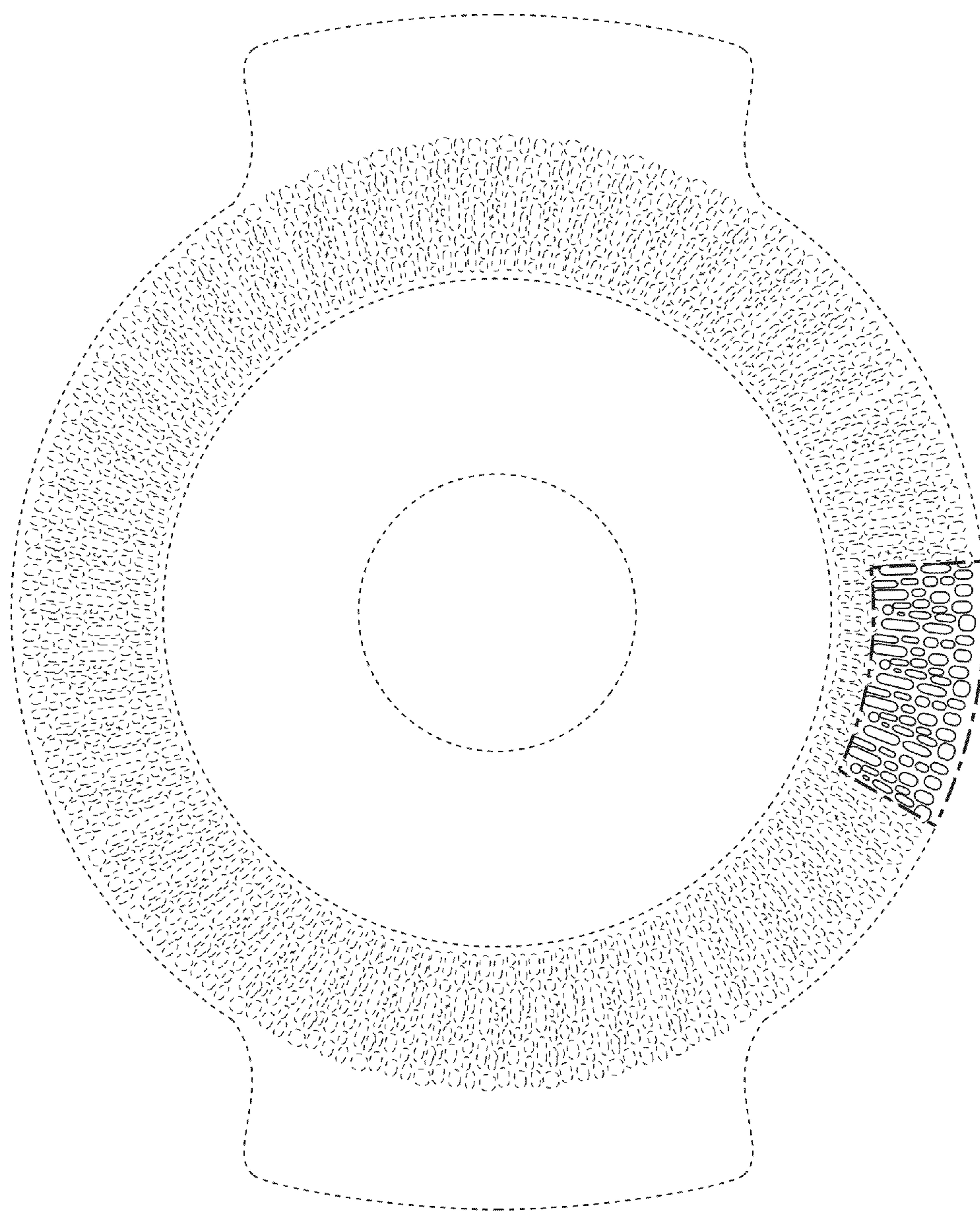


FIG. 23

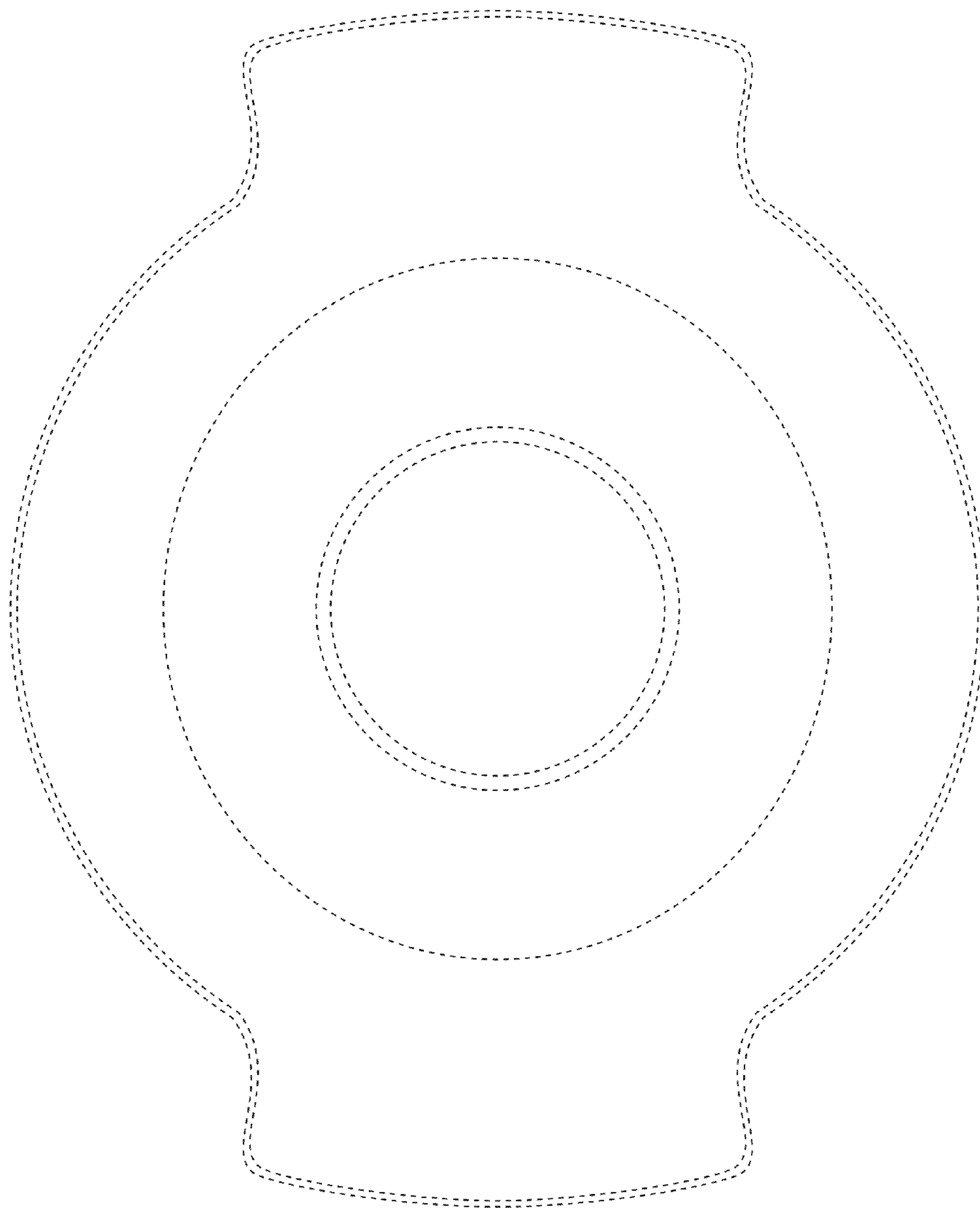


FIG. 24






FIG. 25




FIG. 26




FIG. 27




FIG. 28

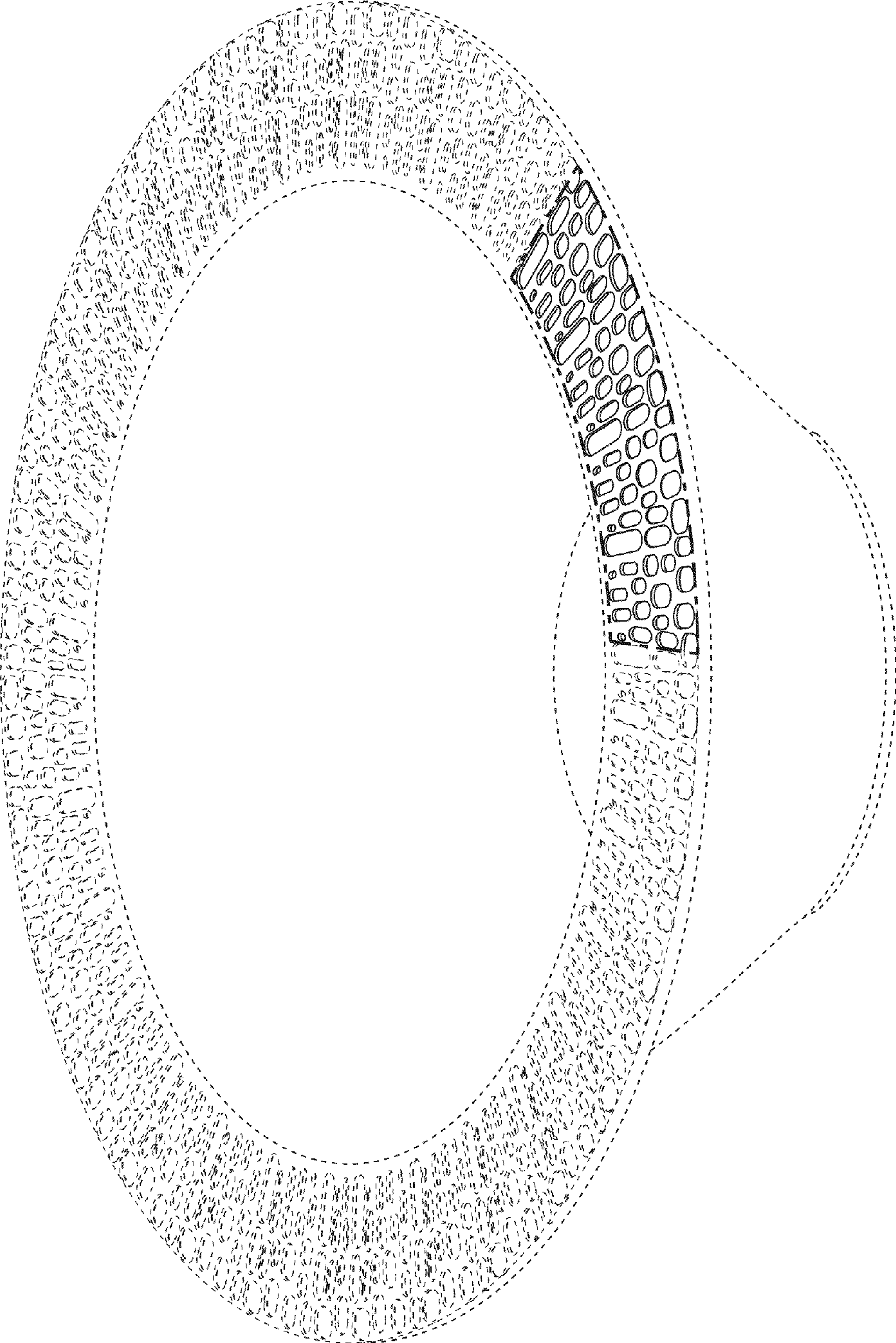


FIG. 29

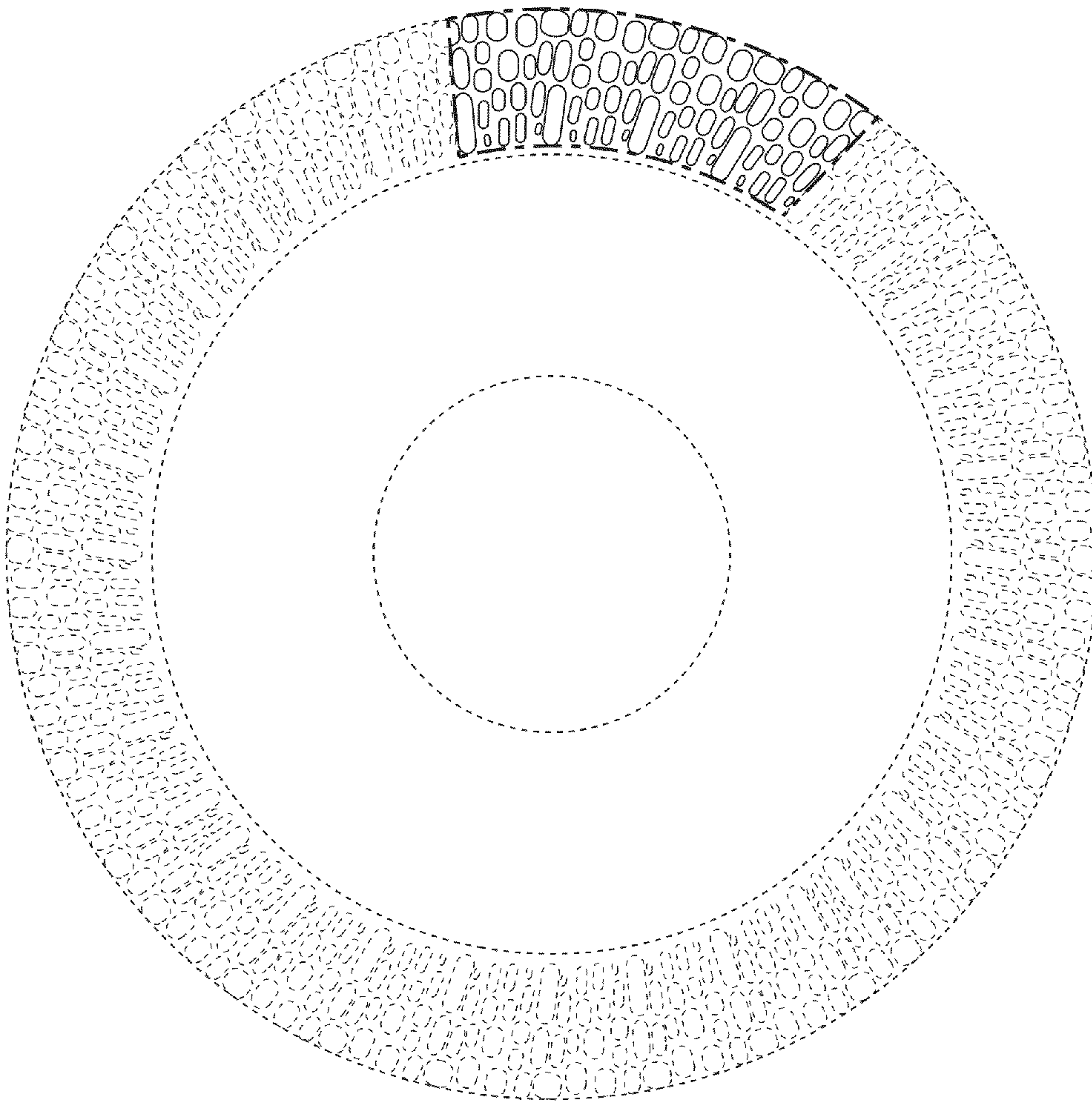


FIG. 30



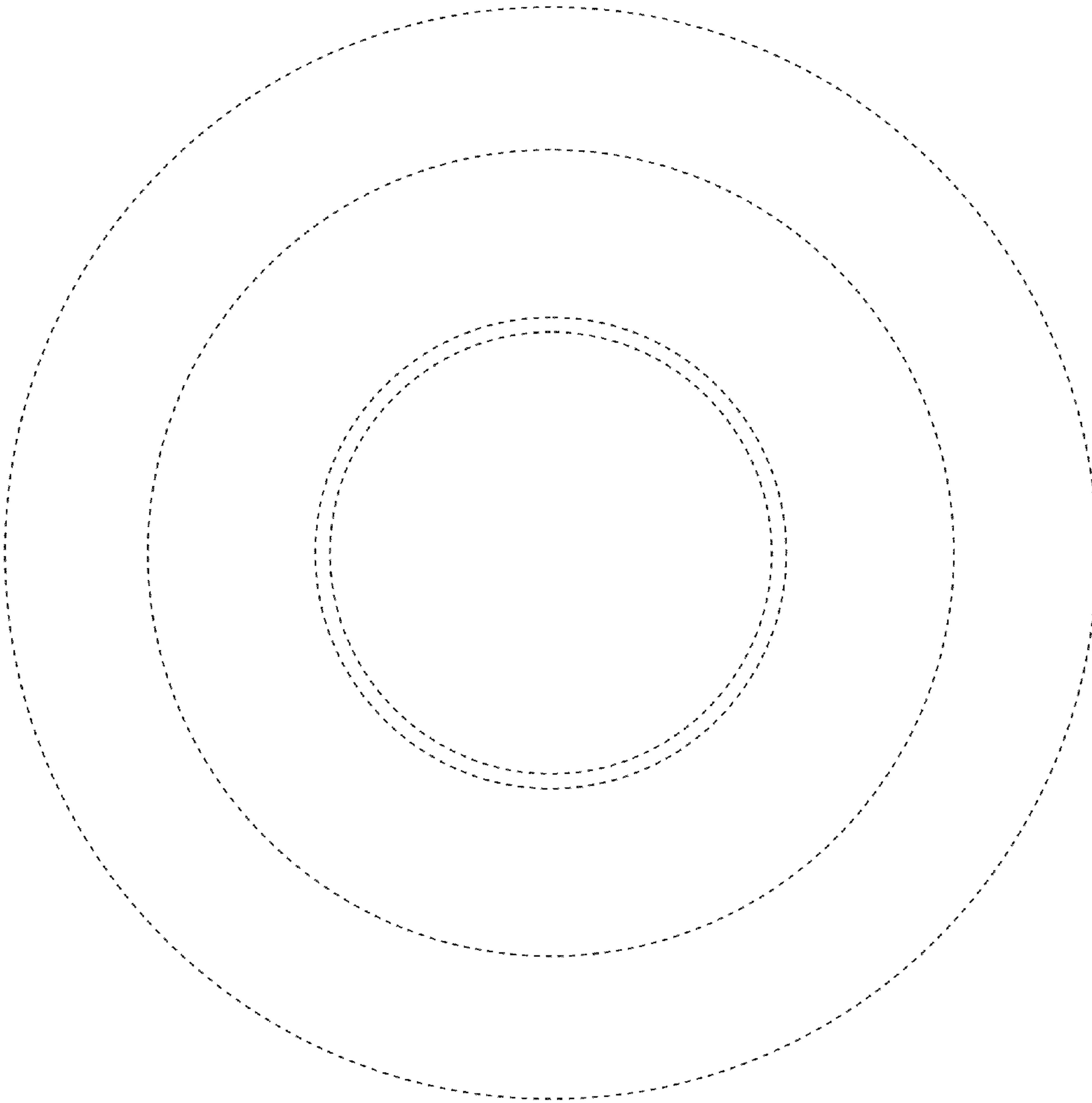


FIG. 31




FIG. 32




FIG. 33




FIG. 34




FIG. 35

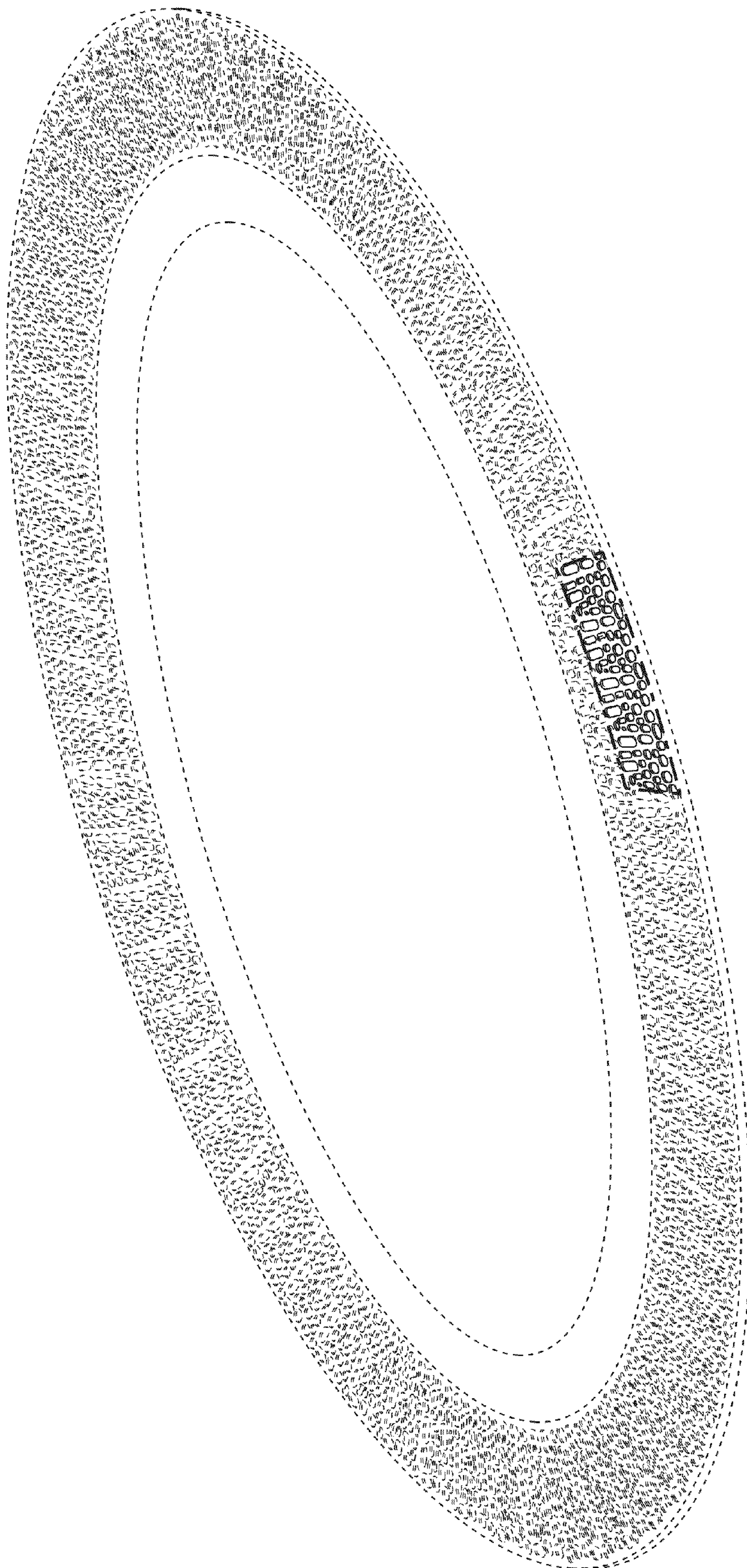


FIG. 36



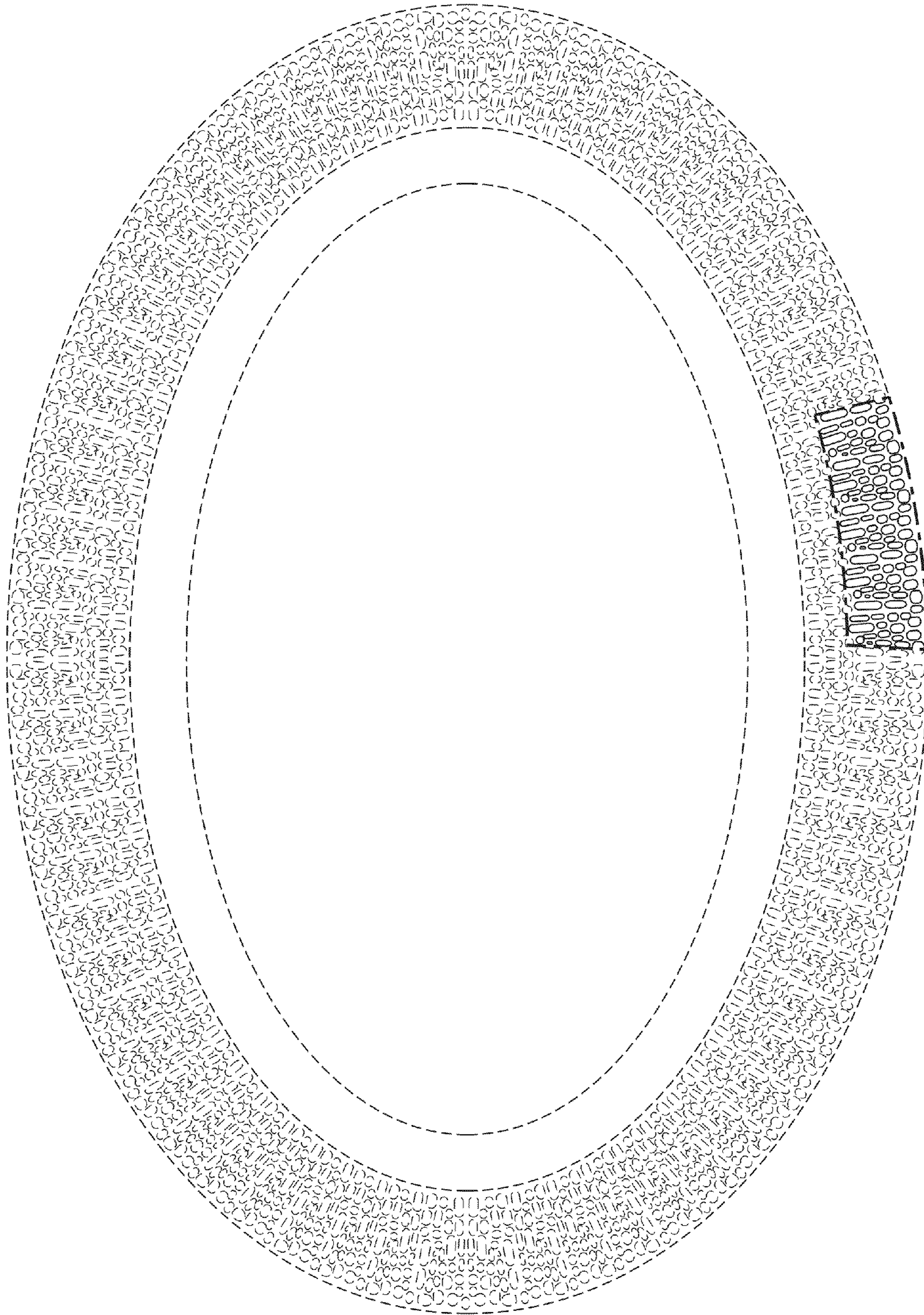



FIG. 37



**FIG. 38**

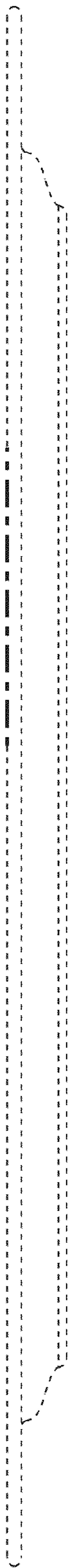


FIG. 39



FIG. 40




FIG. 41




FIG. 42