



US00D730094S

(12) **United States Design Patent**  
**Baylar**

(10) **Patent No.:** **US D730,094 S**

(45) **Date of Patent:** **\*\* May 26, 2015**

(54) **BRANCH CREDENZA**

(71) Applicant: **Hudson Furniture, Inc.**, New York, NY  
(US)

(72) Inventor: **Barlas Baylar**, New York, NY (US)

(73) Assignee: **Hudson Furniture, Inc.**, New York, NY  
(US)

(\*\*) Term: **14 Years**

(21) Appl. No.: **29/500,356**

(22) Filed: **Aug. 25, 2014**

(51) **LOC (10) Cl.** ..... **06-06**

(52) **U.S. Cl.**  
USPC ..... **D6/705**

(58) **Field of Classification Search**  
CPC ..... A47C 9/00; A47C 11/00; A47C 9/06;  
A47B 88/00; A47B 88/003  
USPC ..... D6/349-351, 355, 374, 381, 644-645,  
D6/656, 658, 665, 674, 675.5, 676,  
D6/694-695, 704-705; 297/423.12,  
297/423.14, 423.39, 461-462

See application file for complete search history.

(56) **References Cited**

U.S. PATENT DOCUMENTS

D336,392 S *	6/1993	Whalen	.....	D6/446
D424,470 S *	5/2000	Koo	.....	D11/130
D582,216 S *	12/2008	Zimmermann	.....	D7/603
D622,976 S *	9/2010	Lovegrove	.....	D6/446
D706,456 S *	6/2014	Schober et al.	.....	D25/105

\* cited by examiner

*Primary Examiner* — Kelley Donnelly

(74) *Attorney, Agent, or Firm* — Baker and Rannells, PA

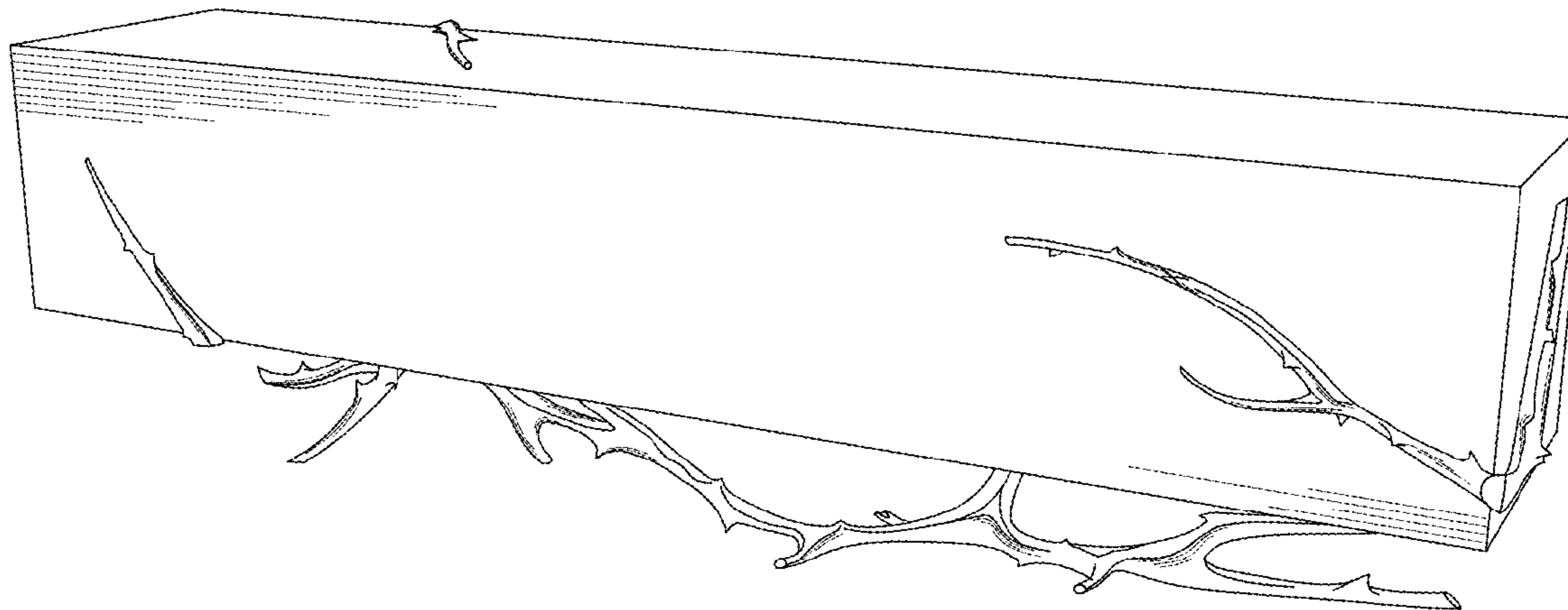
(57) **CLAIM**

The ornamental design for a branch credenza, as shown and described.

**DESCRIPTION**

FIG. 1 is an isometric view of a branch credenza in accordance with the new design;  
FIG. 2 is a front elevational view thereof;  
FIG. 3 is a rear elevational view thereof;  
FIG. 4 is a right side elevational view thereof;  
FIG. 5 is a left side elevational view thereof;  
FIG. 6 is a top view thereof; and,  
FIG. 7 is a bottom view thereof.

**1 Claim, 4 Drawing Sheets**



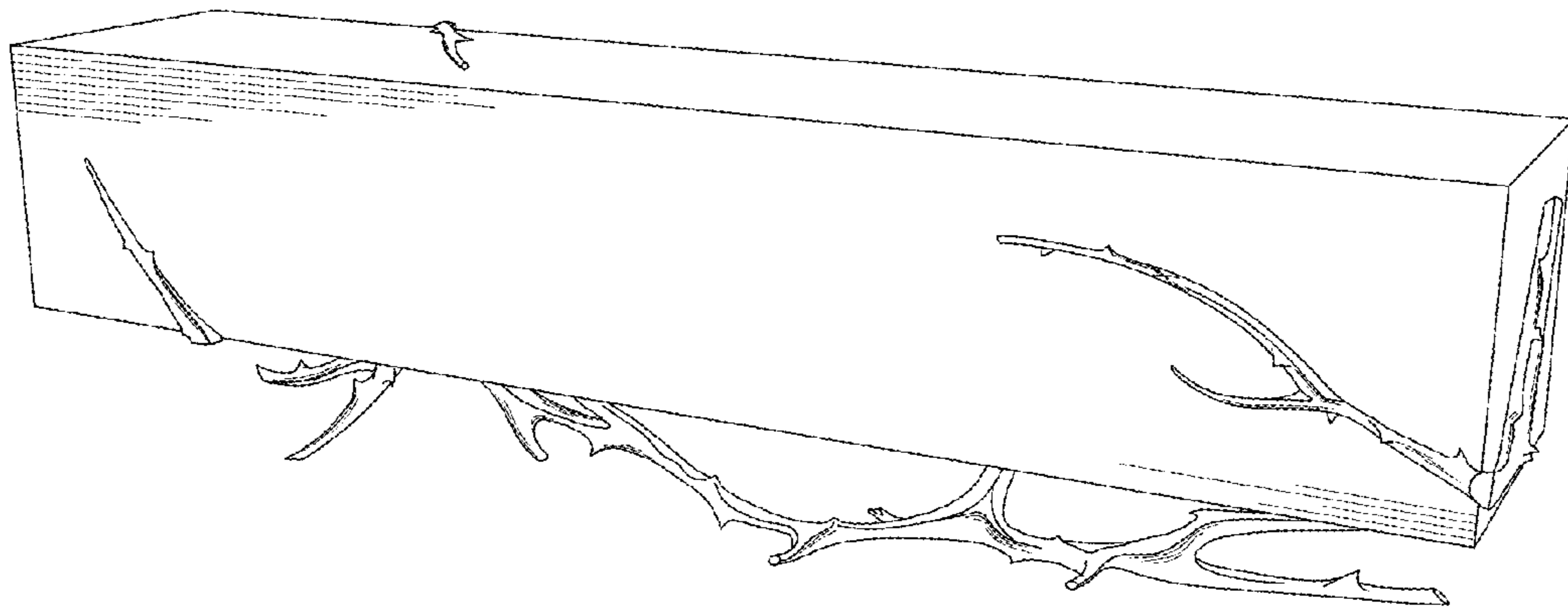


Fig. 1




Fig. 2

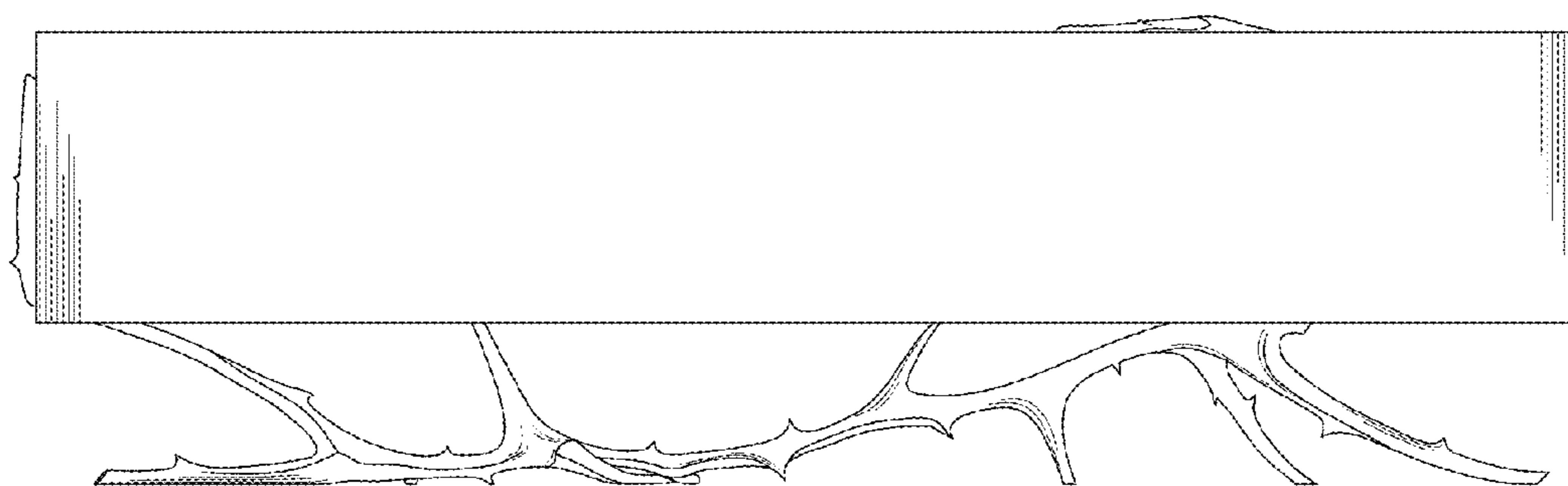


Fig. 3

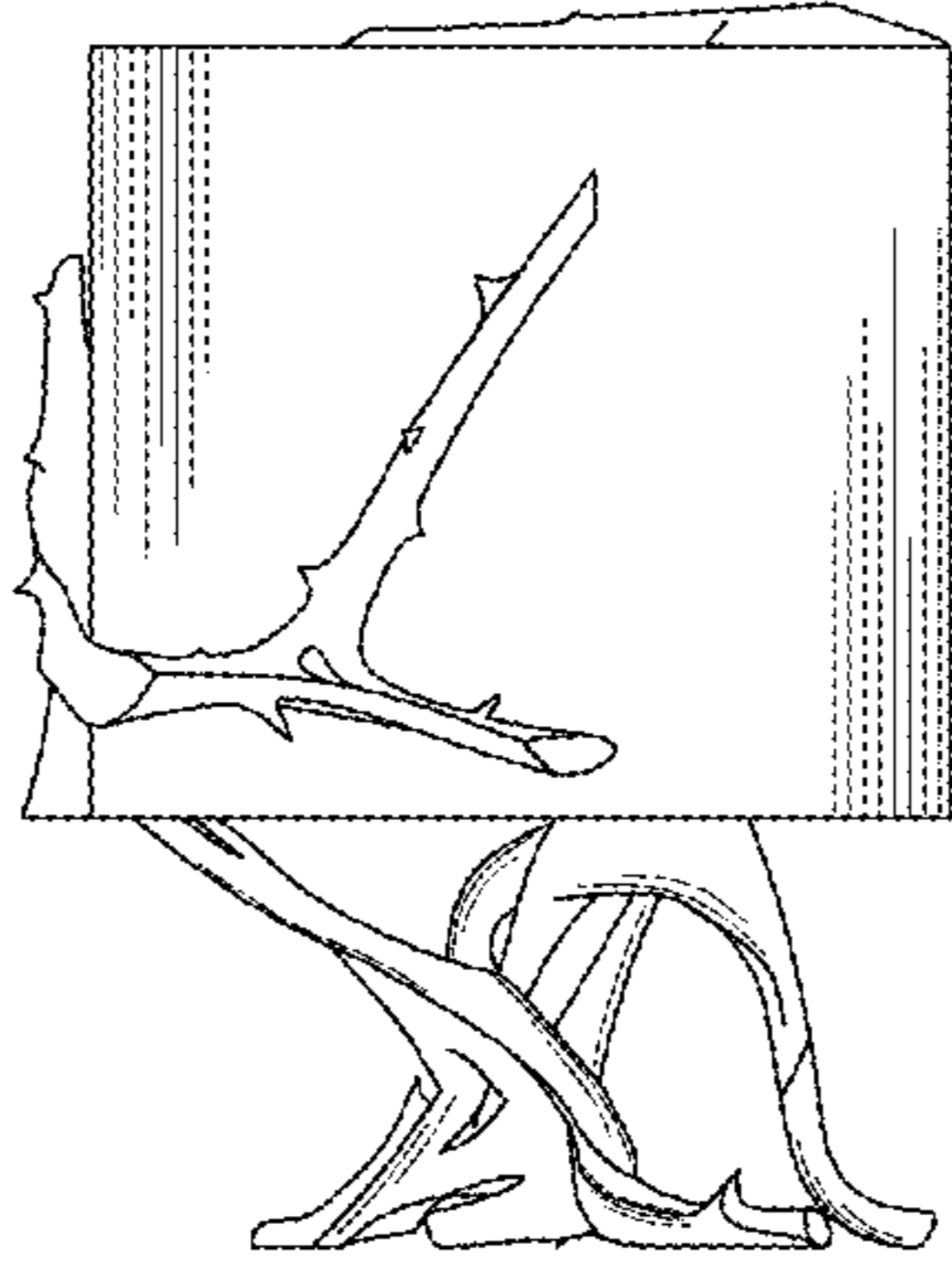


Fig. 4

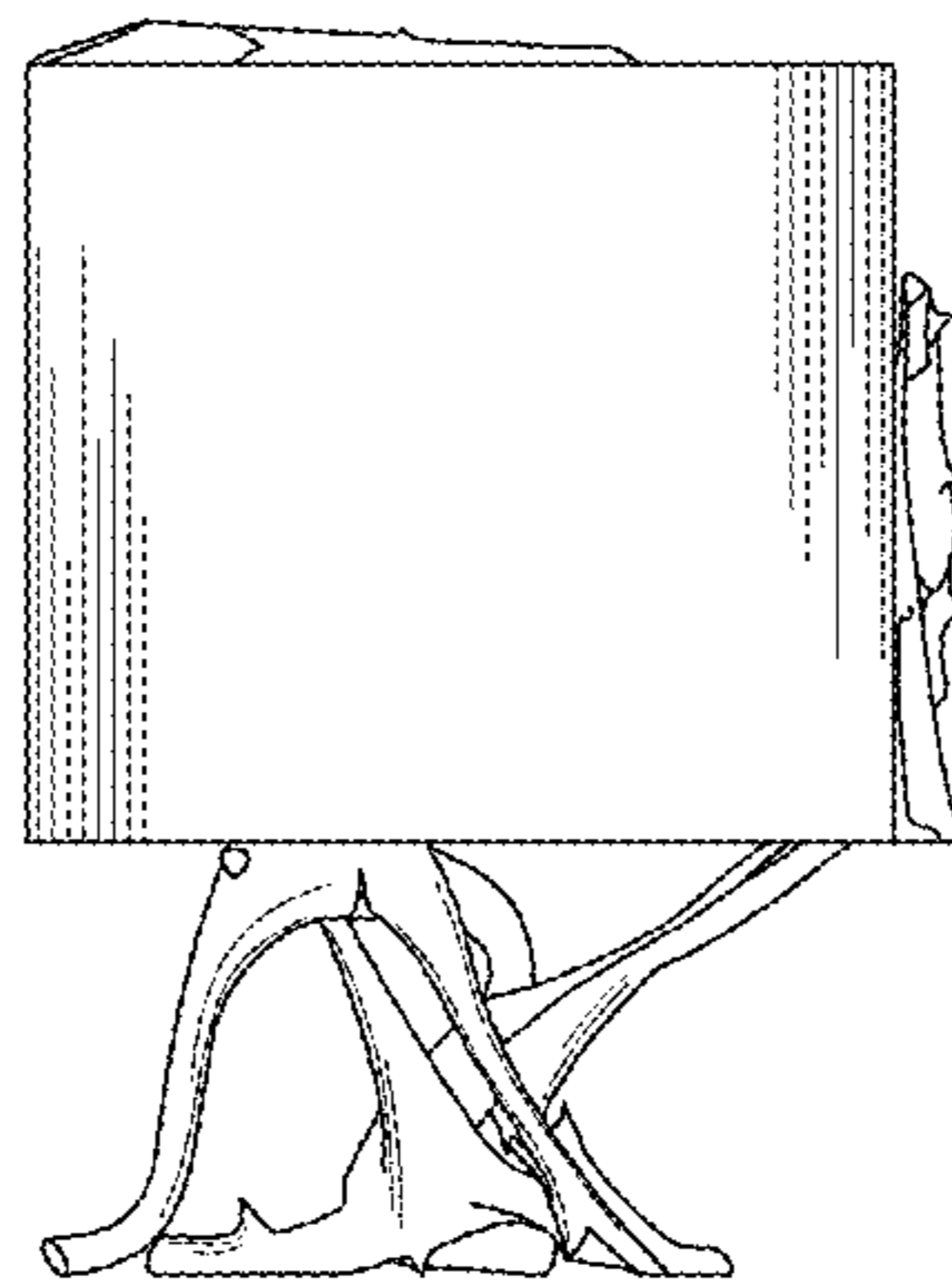


Fig. 5




Fig. 6




Fig. 7