



US00D730089S

(12) **United States Design Patent**
Carbone

(10) **Patent No.:** **US D730,089 S**

(45) **Date of Patent:** **** May 26, 2015**

(54) **PRODUCT SHIPPING AND DISPLAY
SHELVING UNIT**

(71) Applicant: **S&S Incorporated**, Cleveland, OH (US)

(72) Inventor: **James Carbone**, Akron, OH (US)

(73) Assignee: **S & S Inc.**, Cleveland, OH (US)

(**) Term: **14 Years**

(21) Appl. No.: **29/421,943**

(22) Filed: **Oct. 29, 2012**

(51) **LOC (10) Cl.** **06-06**

(52) **U.S. Cl.**
USPC **D6/675.1**

(58) **Field of Classification Search**

CPC A47B 63/065; A47B 57/00; A47B 63/00
USPC D6/409-415, 449, 455-458, 461-468,
D6/474, 476-479, 675, 675.1; 211/31.1,
211/85.26, 85.31, 85.4, 33, 134, 186-191,
211/194, 181.1

See application file for complete search history.

(56) **References Cited**

U.S. PATENT DOCUMENTS

3,777,673	A *	12/1973	Blazey et al.	108/27
4,620,637	A *	11/1986	Karashima	211/188
4,895,382	A *	1/1990	Andersson	280/33.991
4,961,506	A *	10/1990	Lang	211/188
D365,226	S *	12/1995	Goebel	D6/449
D430,431	S *	9/2000	Walter	D6/465
D462,201	S *	9/2002	Palmer	D6/465
D465,947	S *	11/2002	Andersen et al.	D6/465
D470,340	S *	2/2003	Andersen et al.	D6/479
D491,754	S *	6/2004	Harwanko	D6/479
D525,051	S *	7/2006	Kuelbs et al.	D6/467
D609,498	S *	2/2010	Wang	D6/462

D641,184	S *	7/2011	Chen	D6/474
D677,944	S *	3/2013	Lai	D6/675.1
8,763,820	B2 *	7/2014	Hanley	211/88.01
D713,178	S *	9/2014	Cohen	D6/675.1
8,950,603	B2 *	2/2015	Davis et al.	211/187
D723,843	S *	3/2015	Lai	D6/675.1
8,985,598	B2 *	3/2015	Engum et al.	280/47.35
2014/0263108	A1 *	9/2014	Grey et al.	211/13.1

* cited by examiner

Primary Examiner — Kelley Donnelly

(74) *Attorney, Agent, or Firm* — McCarthy, Lebit, Crystal & Liftman Co., LPA; Kristen M. Hoover, Esq.; Michael W. Varg, Esq.

(57) **CLAIM**

The ornamental design for a product shipping and display shelving unit, as shown and described.

DESCRIPTION

FIG. 1 is a perspective view of a product shipping and display shelving unit, showing our new design;

FIG. 2 is a front view thereof;

FIG. 3 is a rear view thereof;

FIG. 4 is a left side view thereof;

FIG. 5 is a right side view thereof;

FIG. 6 is a top view thereof;

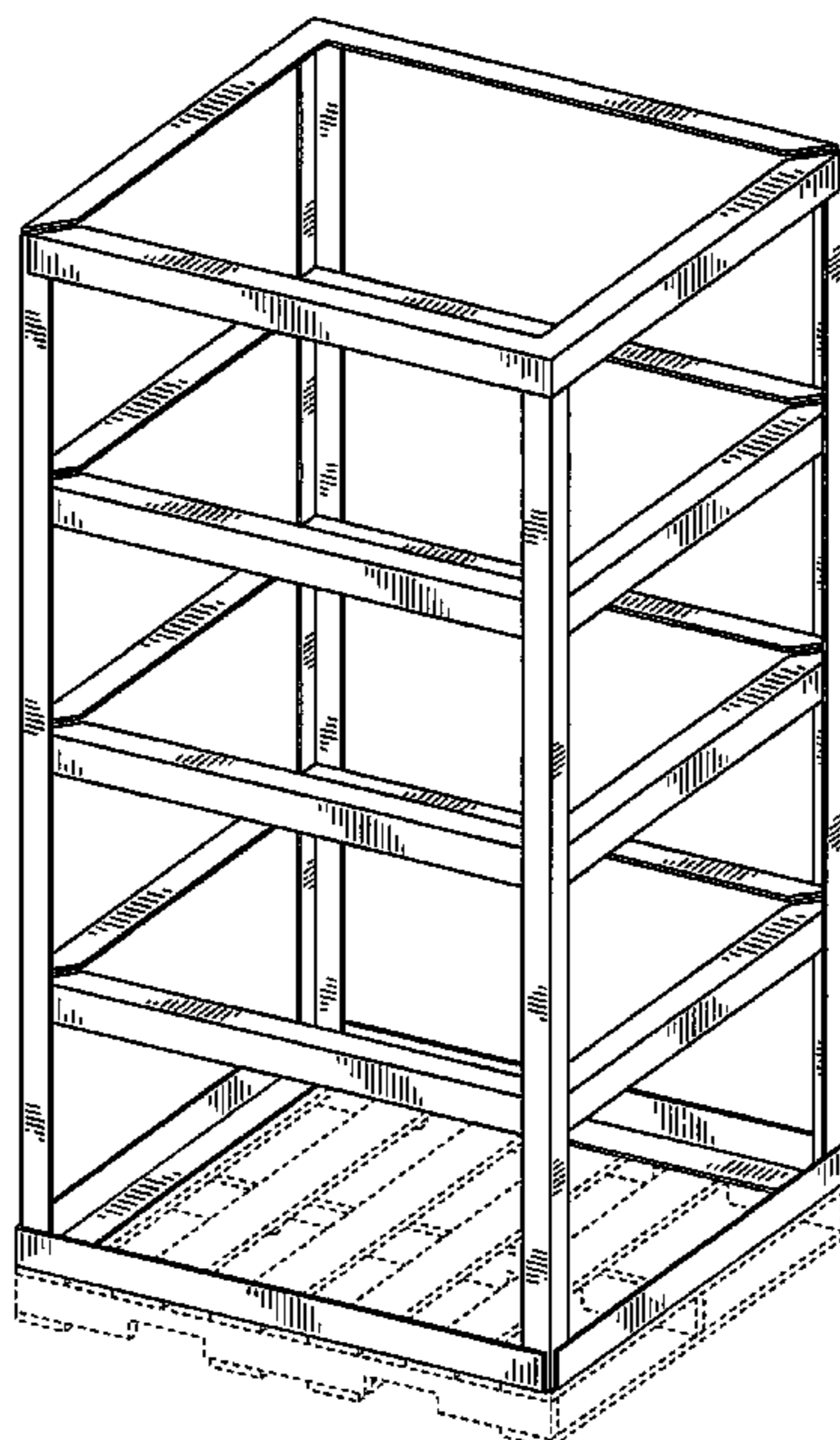
FIG. 7 is a bottom view thereof; and,

FIG. 8 is a perspective view, with broken lines depicting shipped and displayed products.

The broken lines in the Figures are for illustrative purposes only and form no part of the claimed invention.

In a preferred embodiment, the nature of the product embodying the design is a shelving unit primarily useful as a carrier for shipping, and more preferably as a product shipping unit that may be later used as a display unit.

1 Claim, 6 Drawing Sheets






FIG. 1

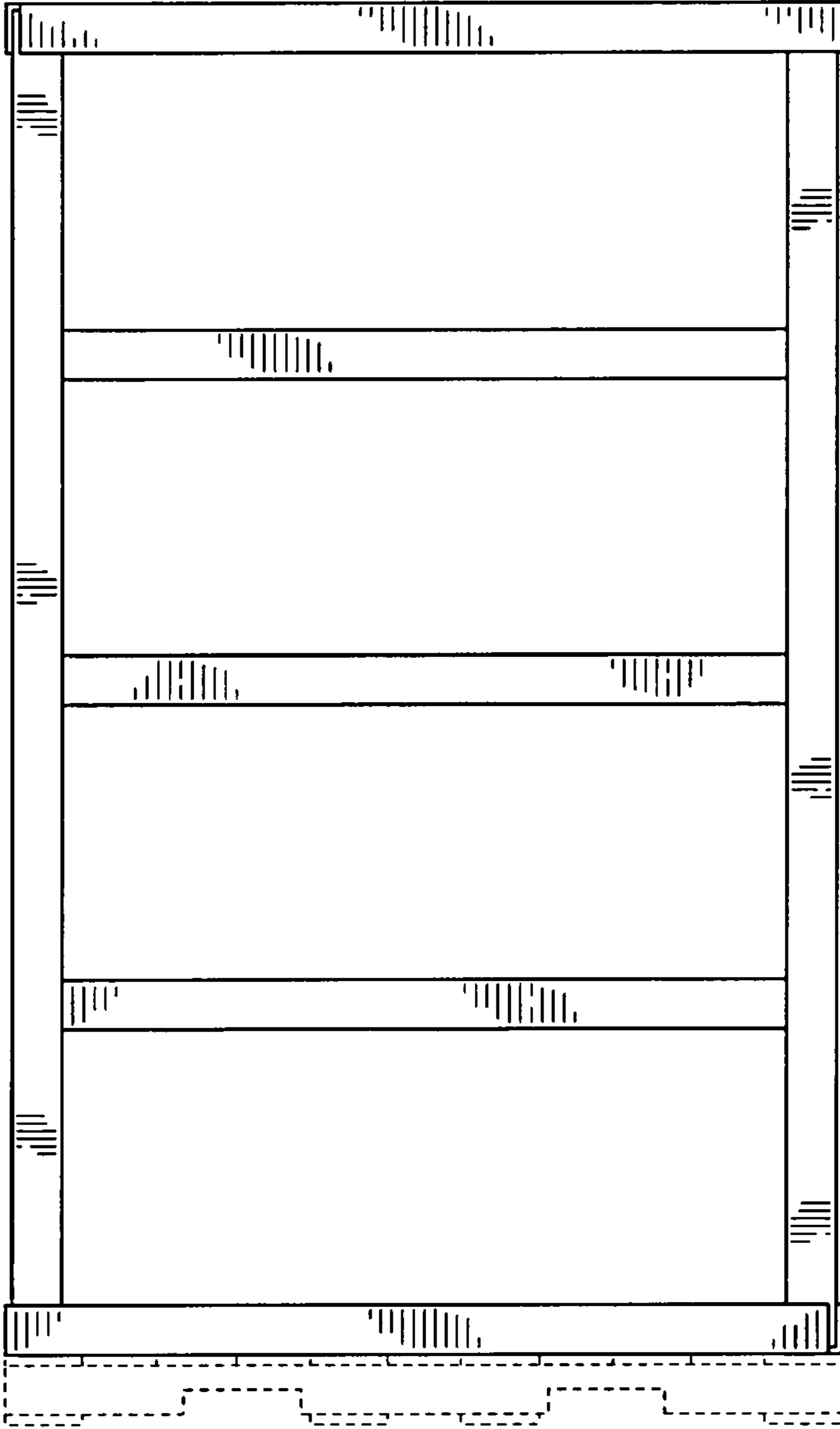


FIG. 2

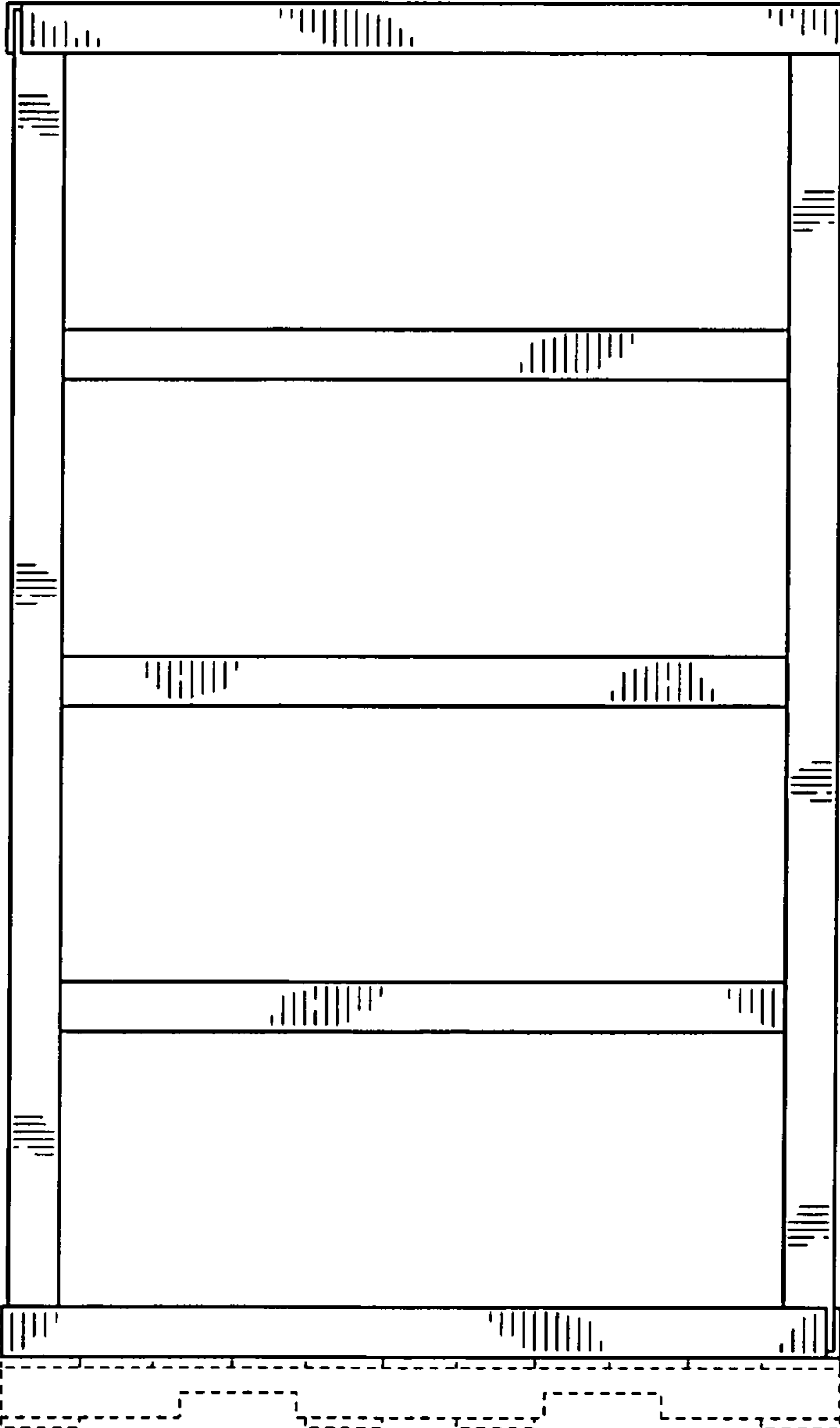


FIG. 3

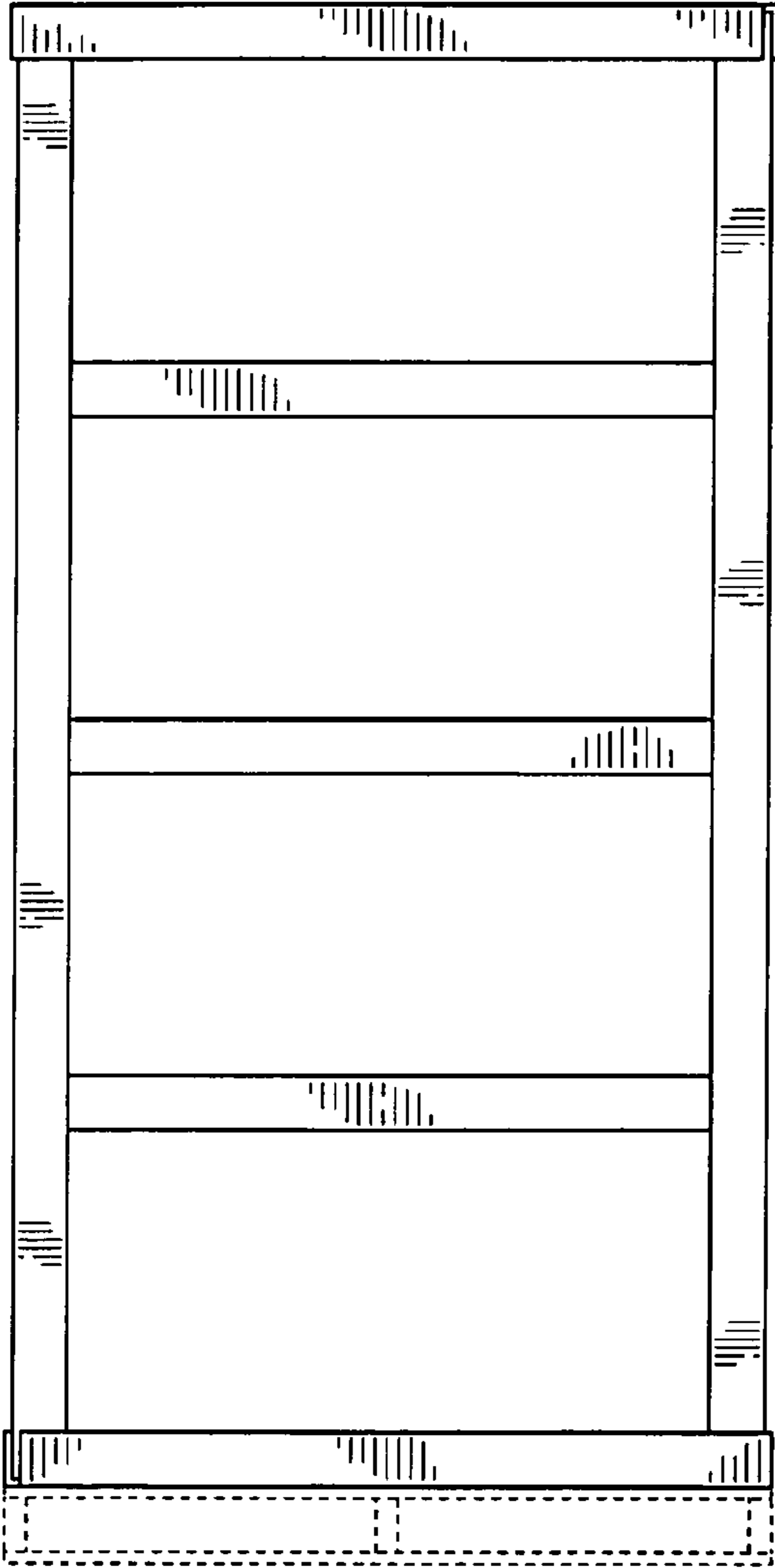


FIG. 4

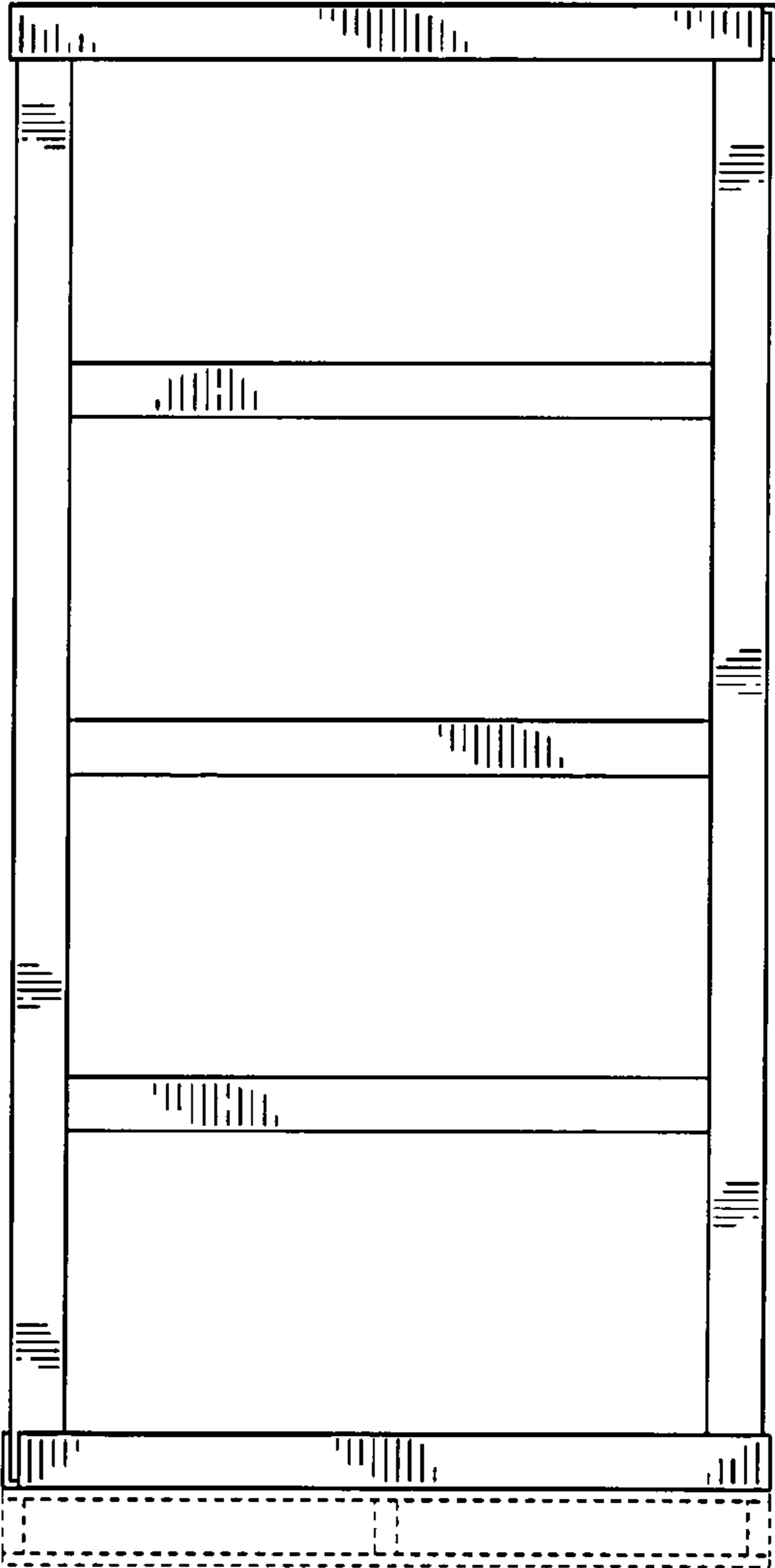


FIG. 5

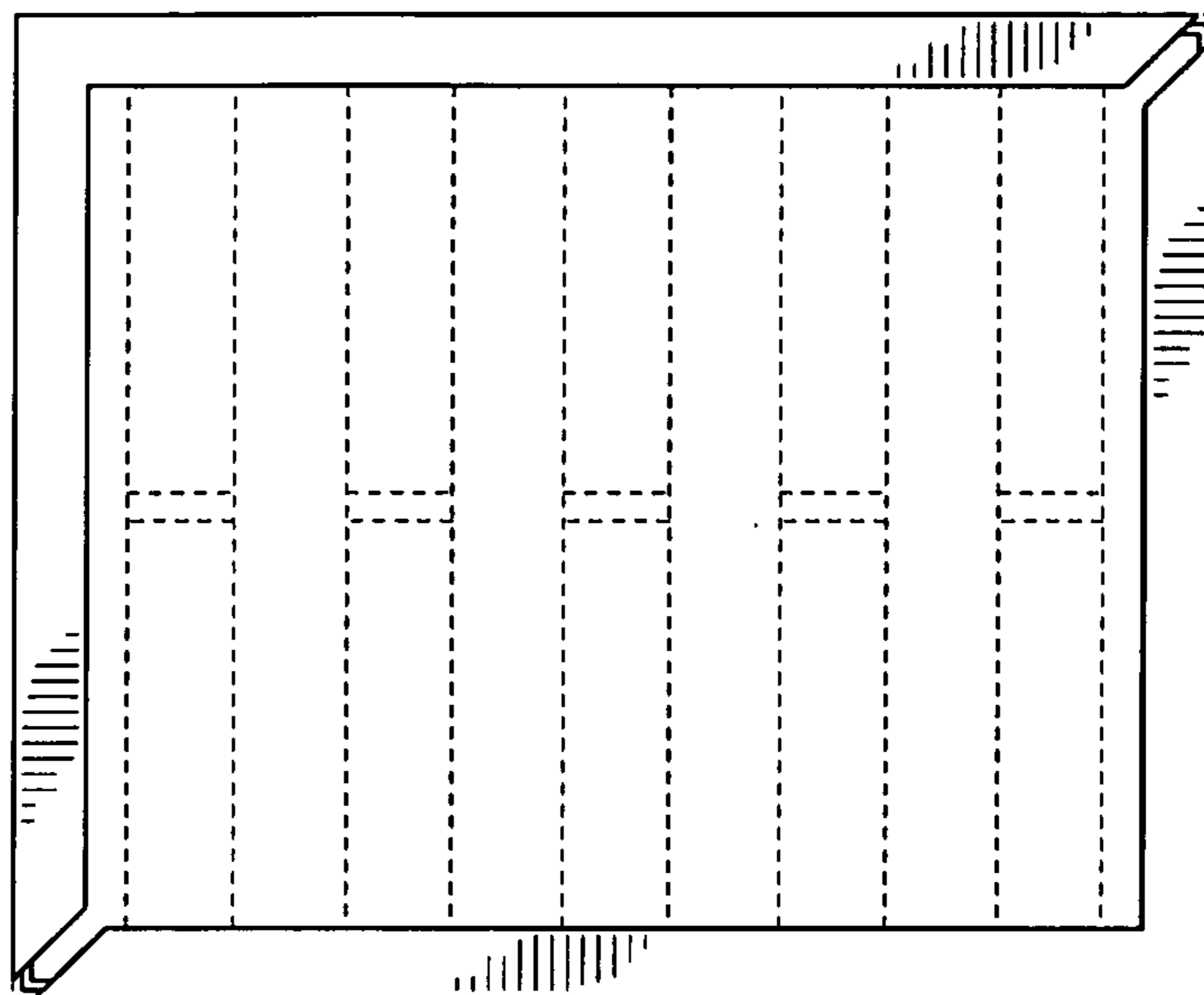


FIG. 6

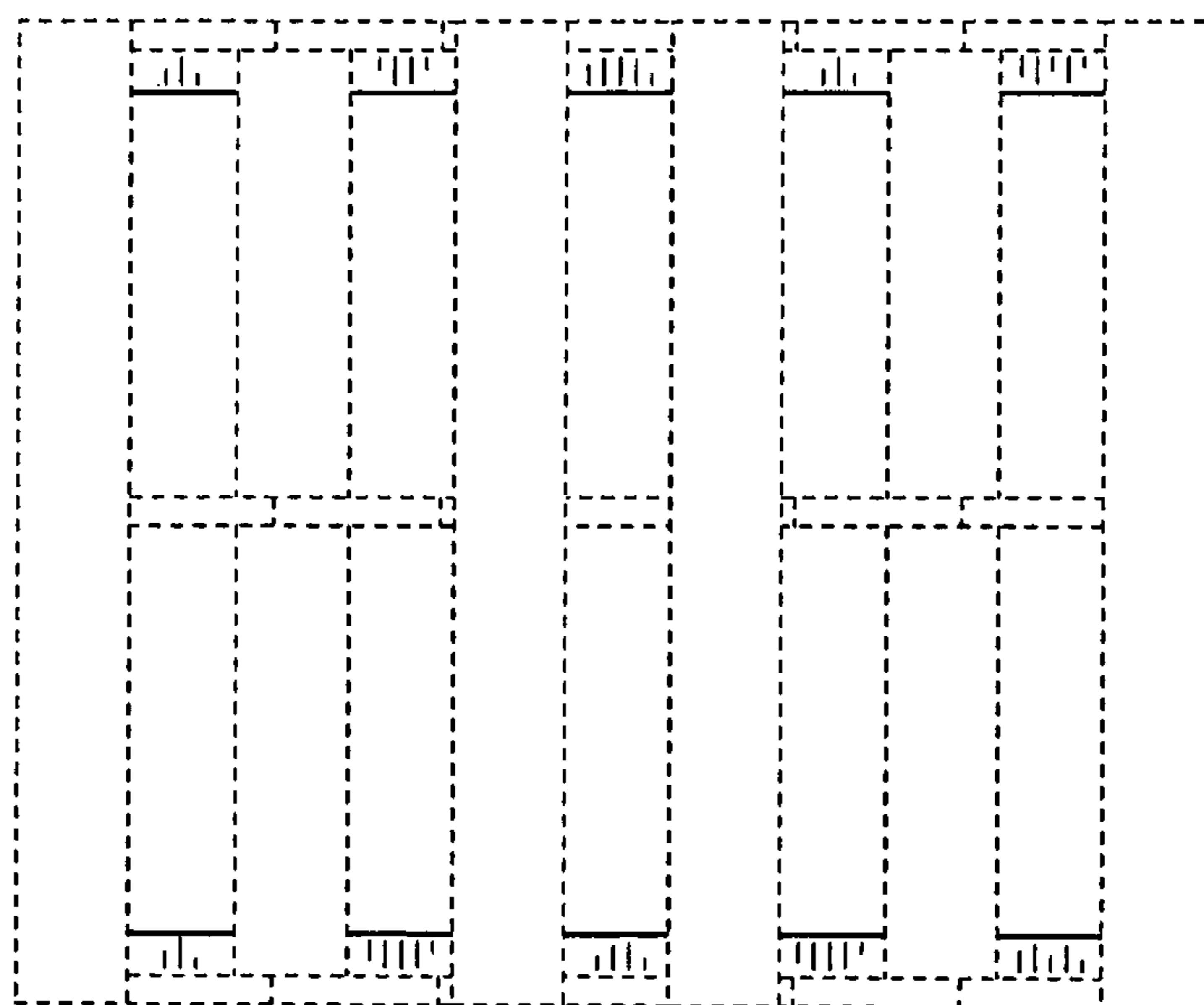


FIG. 7




FIG. 8