



US00D730082S

(12) **United States Design Patent**
Jalbert et al.

(10) **Patent No.:** **US D730,082 S**
(45) **Date of Patent:** **** May 26, 2015**

- (54) **PAD**
- (71) Applicant: **Euro-Pro Operating LLC**, Newton, MA (US)
- (72) Inventors: **David Jalbert**, Coventry, RI (US);
Bastin B. Antonisami, Westford, MA (US)

D245,473 S 8/1977 Heninger
 4,278,719 A 7/1981 Sarnecki
 4,353,944 A 10/1982 Tarui
 4,634,618 A 1/1987 Greer et al.
 D290,144 S 6/1987 Bruce
 4,685,167 A 8/1987 Murray
 4,709,430 A 12/1987 Nicoll

(Continued)

- (73) Assignee: **Euro-Pro Operating LLC**, Newton, MA (US)

FOREIGN PATENT DOCUMENTS

- (**) Term: **14 Years**

GB 399174 9/1933
 GB 473362 10/1937
 GB 1023556 3/1966

- (21) Appl. No.: **29/447,288**

Primary Examiner — Karen S Acker

- (22) Filed: **Mar. 1, 2013**

Assistant Examiner — Amy Wierenga

- (51) **LOC (10) Cl.** **06-11**

(74) *Attorney, Agent, or Firm* — Wolf, Greenfield & Sacks, P.C.

- (52) **U.S. Cl.**
USPC **D6/582**

(57) **CLAIM**

The ornamental design for a pad, as shown and described.

- (58) **Field of Classification Search**
CPC ... A47G 9/06; A47G 23/0306; A47G 23/266;
A47G 27/00; A47G 27/025; A47G 27/026;
A47G 27/0212; A47G 27/0218; A47G
27/0225; A47G 27/0237; A47G 27/0243;
A47G 27/0275; B60N 3/044
USPC D6/582, 583, 588, 589, 591, 592, 613,
D6/615, 619, 620, 621; D5/26, 47;
D32/40; 4/581, 582, 583; 5/417, 420;
108/90; 296/97.23; 428/80, 83, 85, 91
See application file for complete search history.

DESCRIPTION

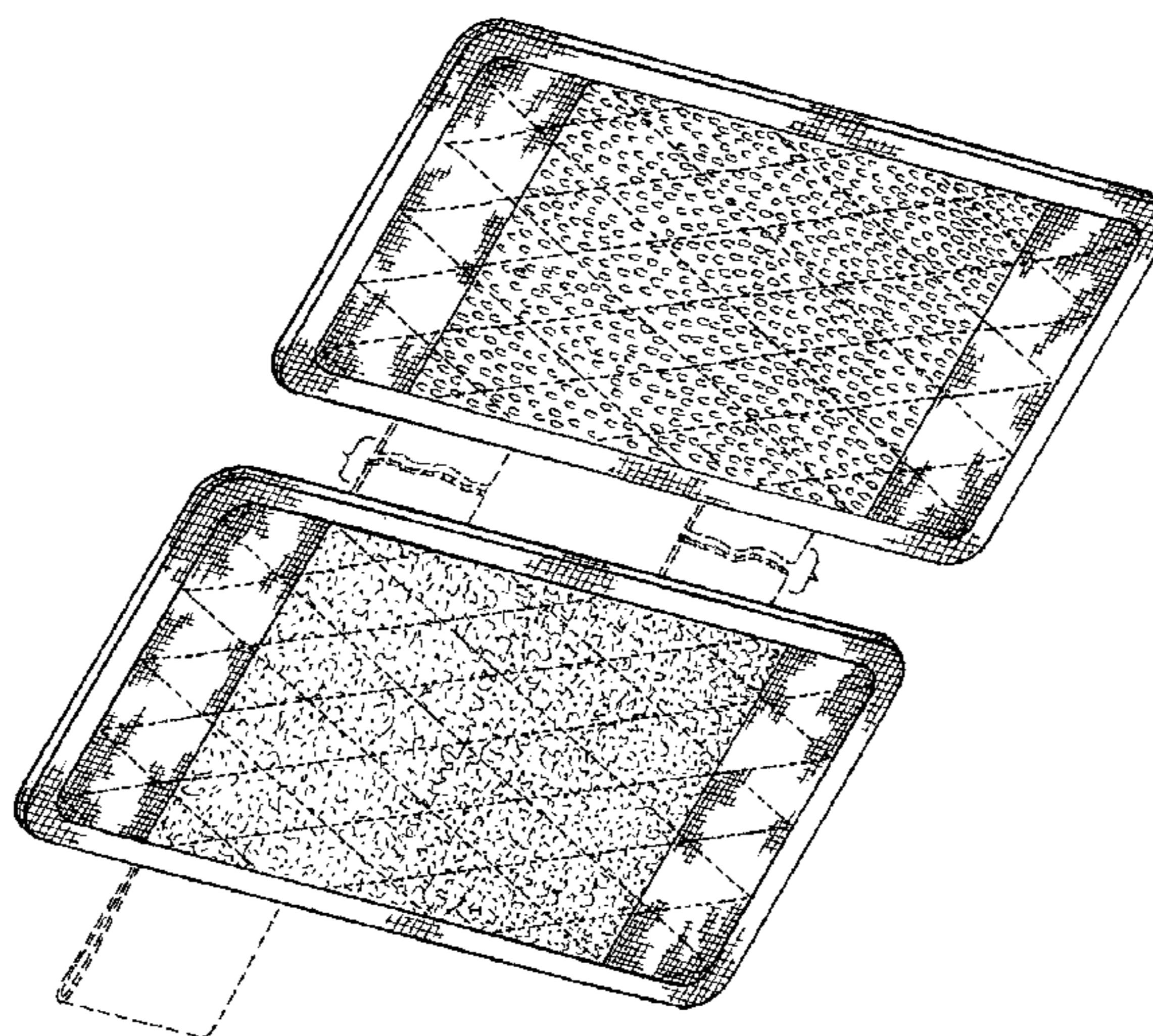
FIG. 1 is a bottom, front, left side perspective view of a pad showing our new design;
 FIG. 2 is a top plan view thereof;
 FIG. 3 is a bottom plan view thereof;
 FIG. 4 is a front elevational view thereof;
 FIG. 5 is a rear elevational view thereof;
 FIG. 6 is a right side elevational view thereof; and,
 FIG. 7 is a left side elevational view thereof.
 The broken lines in FIGS. 1-7 depict portions of the pad that form no part of the claimed design. The pad is shown with a symbolic break in the length of the connectors between the two parts of the design drawn in broken lines. Any portion of the article between the break lines forms no part of the claimed design. The dash dot dash broken lines shown in FIG. 2 define the boundaries of the pad and form no part thereof. The diagonal broken lines crossing the interiors of the pad depict stitching.

- (56) **References Cited**

U.S. PATENT DOCUMENTS

1,146,668 A 7/1915 Tanaka
 2,299,300 A 10/1942 Bjornson
 2,926,370 A 3/1960 Wessel
 3,066,344 A 12/1962 Borrás et al.
 3,284,273 A 11/1966 Prentice
 3,593,359 A 7/1971 Strauss
 3,737,938 A * 6/1973 Saltzstein 15/231
 3,792,505 A 2/1974 Saltzstein

1 Claim, 4 Drawing Sheets



(56)

References Cited

U.S. PATENT DOCUMENTS

D302,058 S	7/1989	Brooks	D653,070 S *	1/2012	Powell	D6/608
5,021,277 A	6/1991	Fan	8,133,991 B2	3/2012	Nonomura et al.		
5,099,532 A	3/1992	Thomas et al.	8,201,296 B2	6/2012	Mayer		
5,177,831 A	1/1993	Wirth	D666,860 S	9/2012	Lubart		
5,293,660 A *	3/1994	Park	D669,648 S *	10/2012	Bilger et al.	D32/40
5,377,378 A	1/1995	Cutler	8,332,987 B2	12/2012	Kaminer et al.		
D358,238 S	5/1995	Barnett	8,500,211 B2	8/2013	Lindblad		
D358,520 S	5/1995	Yamanaka	2001/0023159 A1	9/2001	Chen et al.		
5,419,015 A	5/1995	Garcia	2003/0044569 A1	3/2003	Kacher et al.		
5,511,271 A	4/1996	Shishido et al.	2003/0172480 A1	9/2003	Ueda et al.		
D391,715 S	3/1998	Irwin et al.	2006/0191557 A1 *	8/2006	Rosenzweig et al.	134/6
D406,424 S	3/1999	Daniels	2006/0200927 A1	9/2006	Kacher et al.		
D426,039 S	5/2000	Tintelnot et al.	2007/0061987 A1	3/2007	Kresse et al.		
6,101,661 A	8/2000	Policicchio et al.	2007/0107151 A1	5/2007	Pung et al.		
D435,948 S	1/2001	Long	2008/0145593 A1	6/2008	Tsai		
D455,929 S	4/2002	Tweel	2008/0166176 A1	7/2008	Rees et al.		
D471,334 S	3/2003	Reede	2009/0158544 A1	6/2009	Pagani		
6,651,290 B2	11/2003	Kingry et al.	2009/0241978 A1	10/2009	Moretti		
6,899,940 B2	5/2005	Leriget	2010/0147329 A1	6/2010	Leymonerie		
7,155,768 B2	1/2007	Morita et al.	2010/0263152 A1	10/2010	Wildeman		
D560,868 S	1/2008	So	2010/0272948 A1	10/2010	Kaminer et al.		
D575,918 S	8/2008	Rosenzweig et al.	2012/0042462 A1	2/2012	Milanese et al.		
D626,302 S	10/2010	Kaminer et al.	2012/0151703 A1	6/2012	Chow		
D626,711 S	11/2010	Kaminer et al.	2014/0069337 A1	3/2014	Dunford		
			2014/0245554 A1	9/2014	Kaminer et al.		
			2014/0245556 A1	9/2014	Kaminer et al.		
			2014/0246048 A1 *	9/2014	Jalbert et al.	134/6

* cited by examiner

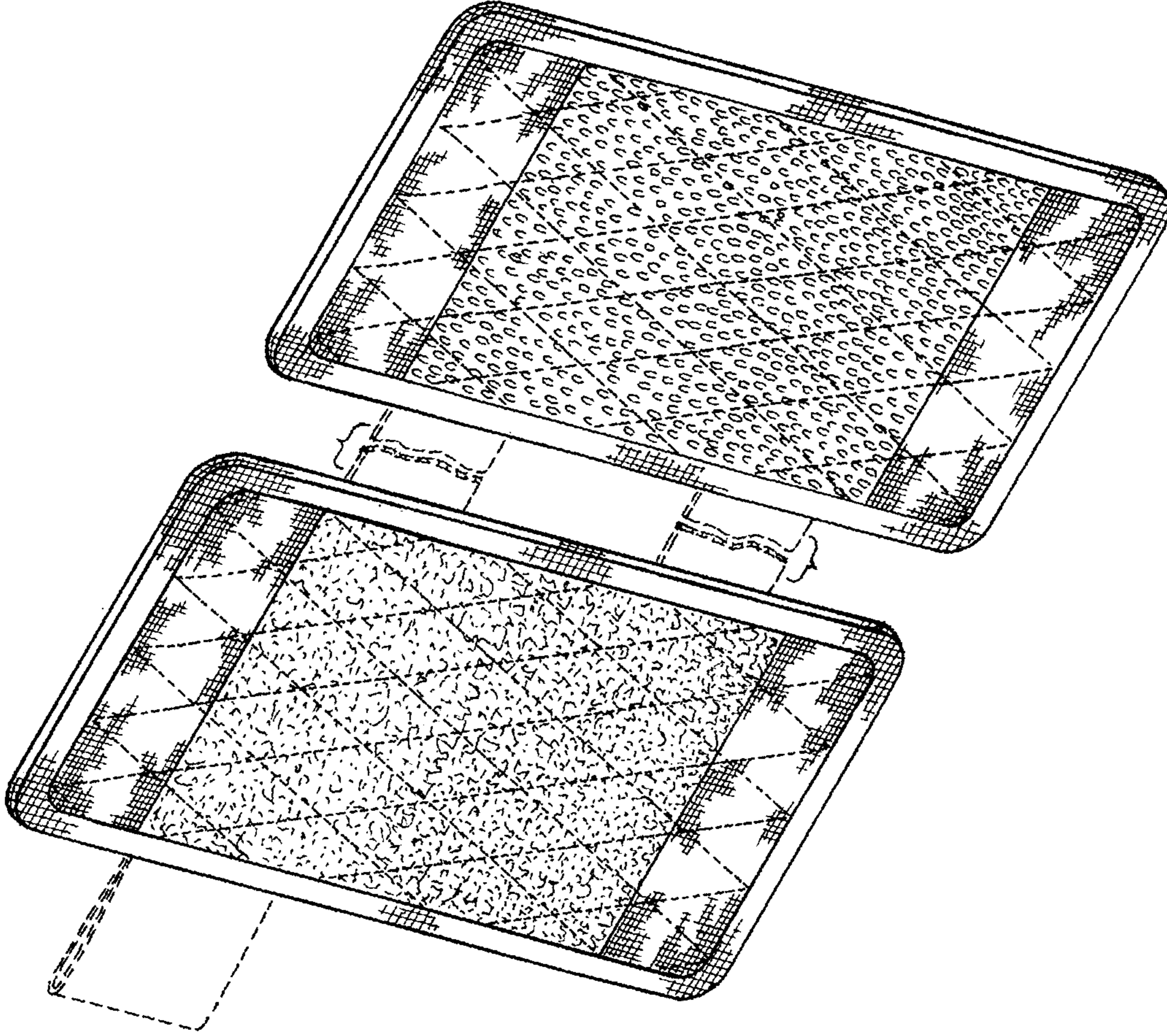


Fig. 1

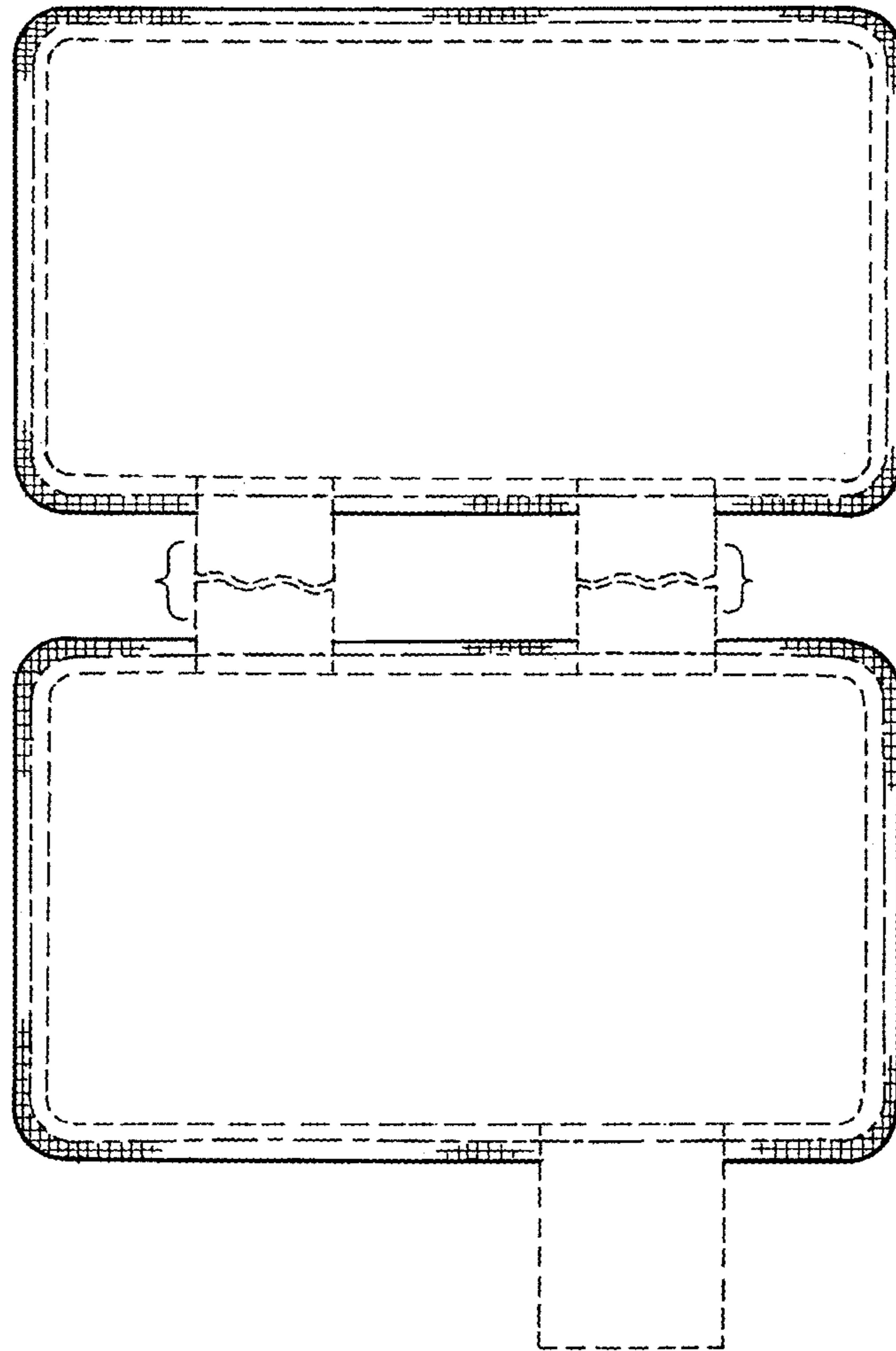


Fig. 2

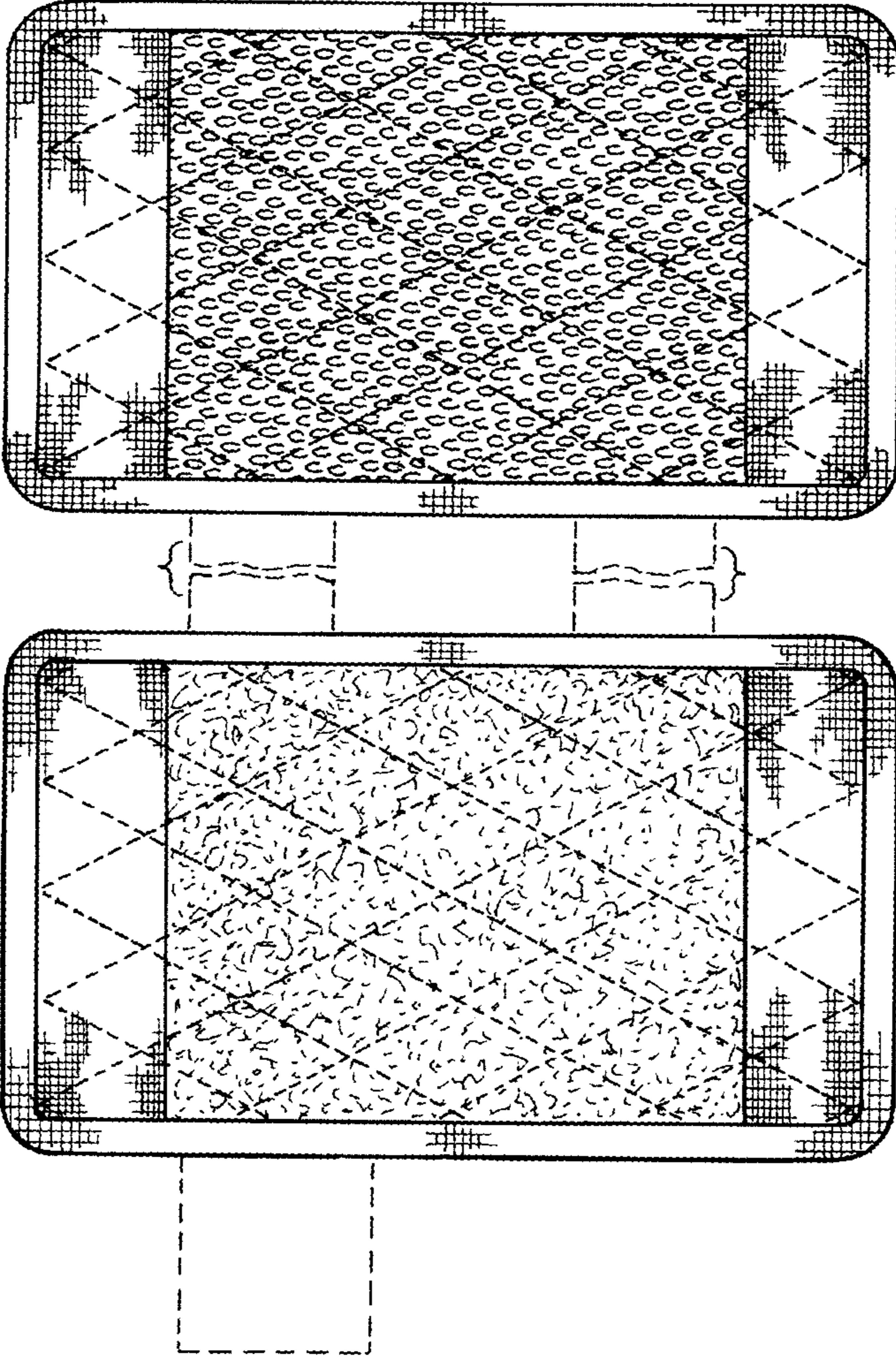


Fig. 3




Fig. 4




Fig. 5



Fig. 6



Fig. 7