



US00D730057S

(12) **United States Design Patent**  
**Tong**

(10) **Patent No.:** **US D730,057 S**

(45) **Date of Patent:** **\*\* May 26, 2015**

- (54) **LUGGAGE HANDLE PULL BAR**
- (71) Applicant: **Joy Tong**, Boca Raton, FL (US)
- (72) Inventor: **Joy Tong**, Boca Raton, FL (US)
- (\*\*) Term: **14 Years**
- (21) Appl. No.: **29/483,240**
- (22) Filed: **Feb. 26, 2014**
- (51) **LOC (10) Cl.** ..... **03-01**
- (52) **U.S. Cl.**  
USPC ..... **D3/318**
- (58) **Field of Classification Search**  
USPC ..... D3/318, 321, 322, 324, 328, 216, 217,  
D3/273, 276, 279, 281, 282, 291;  
D8/300-302, 316-317, 319-320,  
D8/321-322, 273; 16/10.1, 113.1, 114.1,  
16/405-406, 408, 421-422; 190/18 A, 39,  
190/111, 114-115  
See application file for complete search history.

- D651,803 S \* 1/2012 Wu ..... D3/318
- D681,954 S \* 5/2013 Jiang ..... D3/318
- D695,016 S \* 12/2013 Moon ..... D3/318
- D696,019 S \* 12/2013 Sener et al. .... D3/318
- 2003/0000786 A1\* 1/2003 Lau ..... 190/115

\* cited by examiner

*Primary Examiner* — Carla Jobe Wright

*Assistant Examiner* — Holly E Thurman

(74) *Attorney, Agent, or Firm* — Pai Patent & Trademark Law Firm; Chao-Chang David Pai

(57) **CLAIM**

The ornamental design for a luggage handle pull bar, as shown.

**DESCRIPTION**

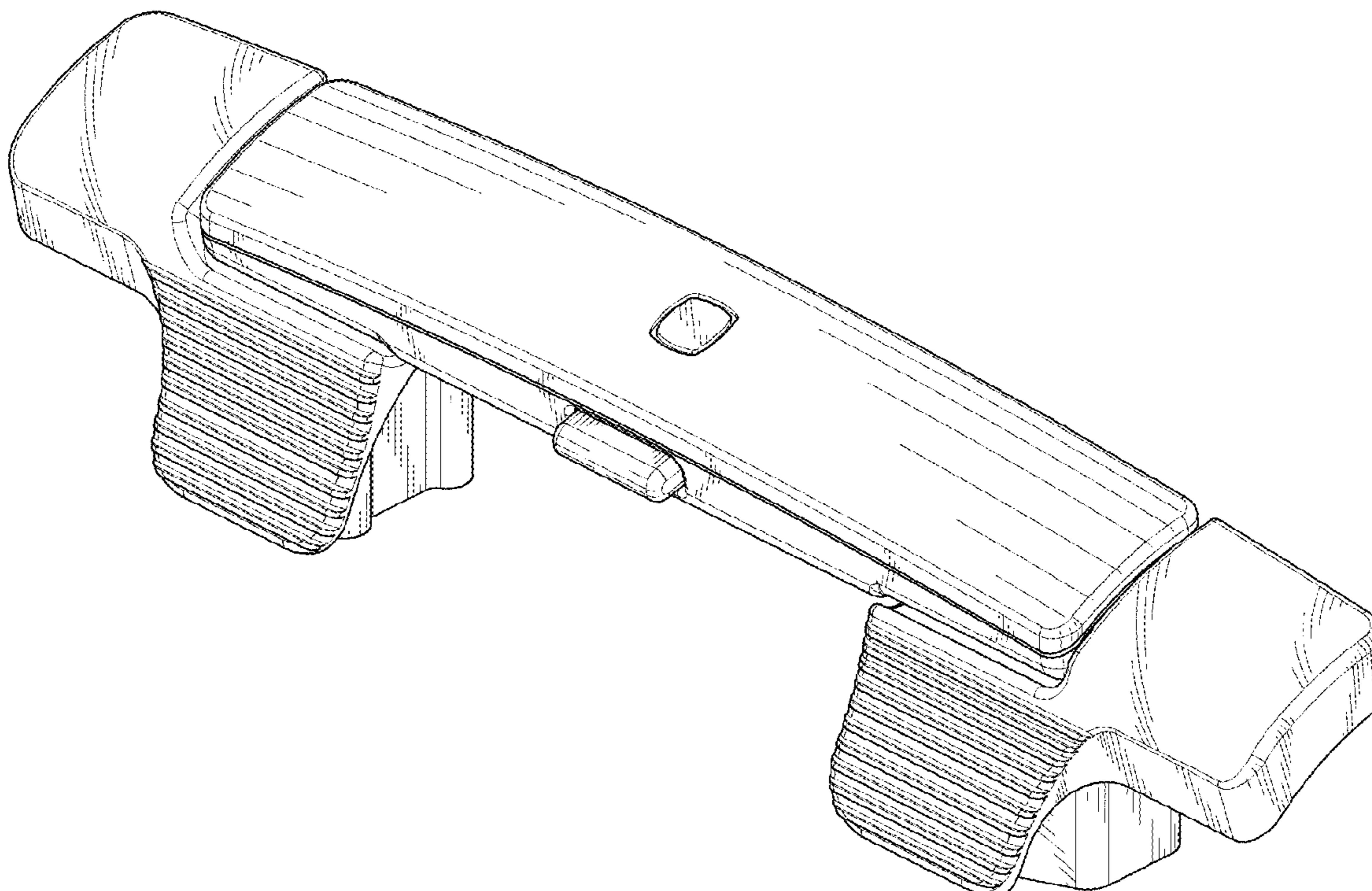
FIG. 1 is a right side perspective view of a luggage handle pull bar, showing my new design;  
 FIG. 2 is a front elevational view thereof;  
 FIG. 3 is a rear elevational view thereof;  
 FIG. 4 is a left side elevational view thereof;  
 FIG. 5 is a right side elevational view thereof;  
 FIG. 6 is a top plan view thereof; and,  
 FIG. 7 is a bottom plan view thereof.  
 The broken lines depict unclaimed subject matter only, which forms no part of the claimed design.

**1 Claim, 5 Drawing Sheets**

(56) **References Cited**

**U.S. PATENT DOCUMENTS**

- 6,167,592 B1 \* 1/2001 Tsai ..... 16/411
- 6,550,102 B1 \* 4/2003 Liang ..... 16/113.1
- D504,773 S \* 5/2005 Lu ..... D3/318
- D553,363 S \* 10/2007 Chen ..... D3/318



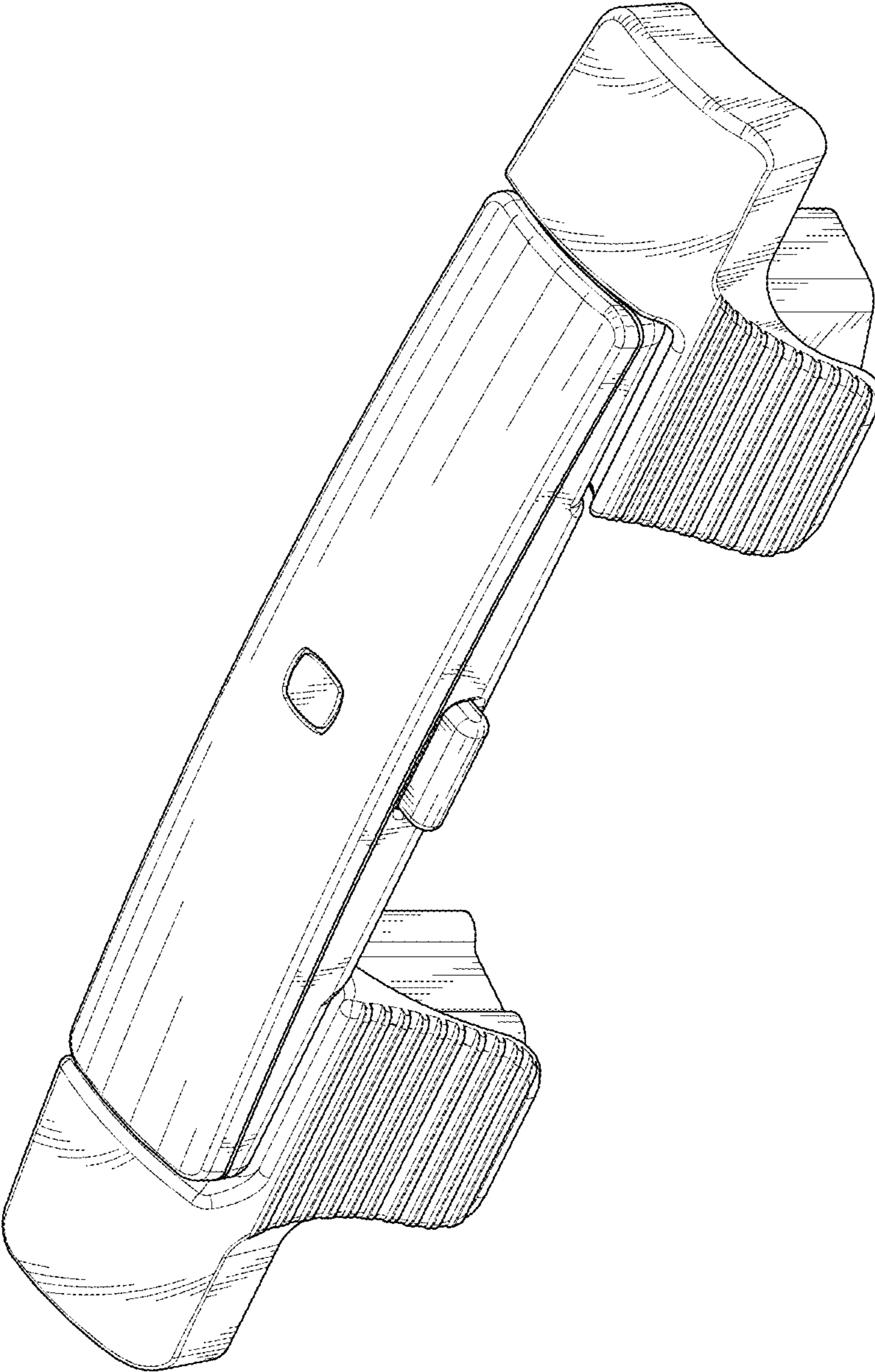


FIG. 1

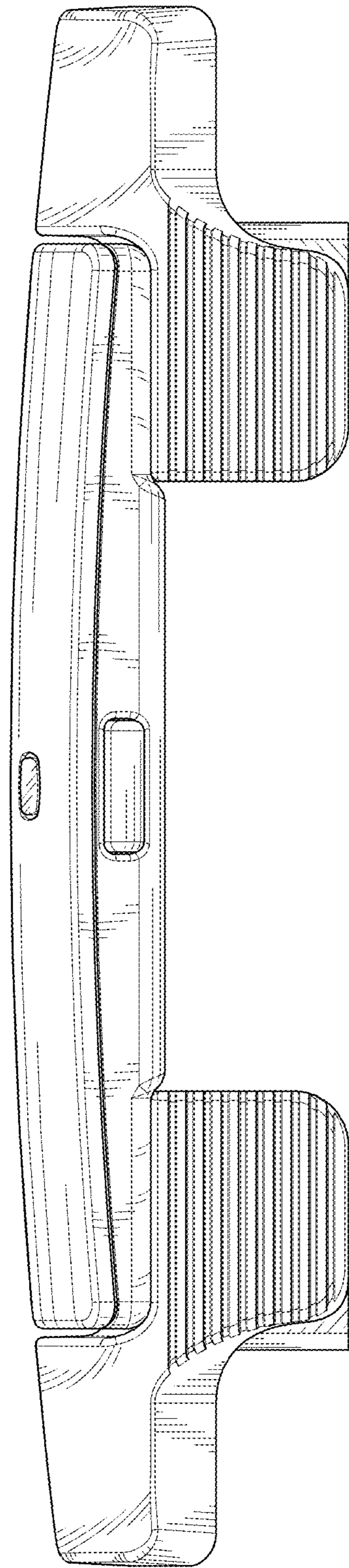


FIG. 2

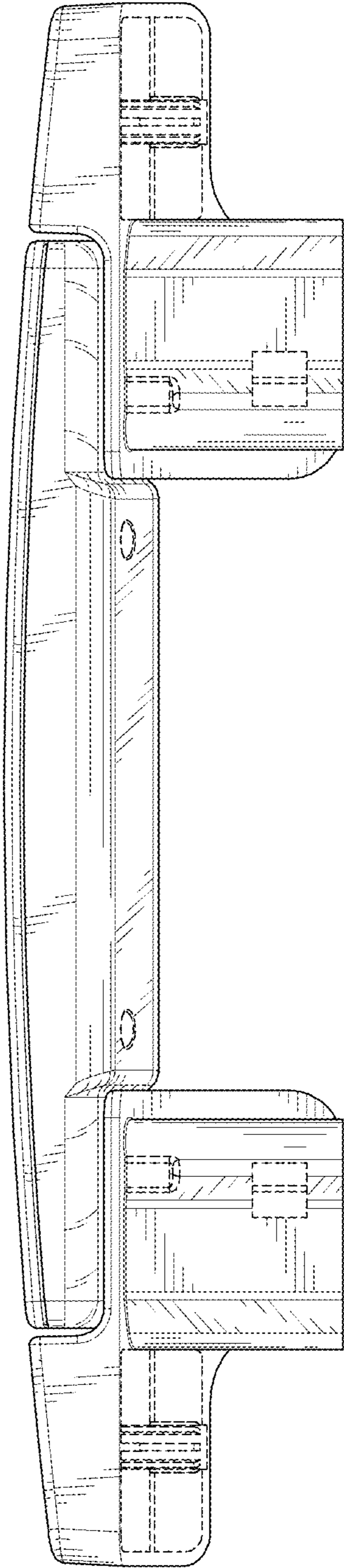


FIG. 3

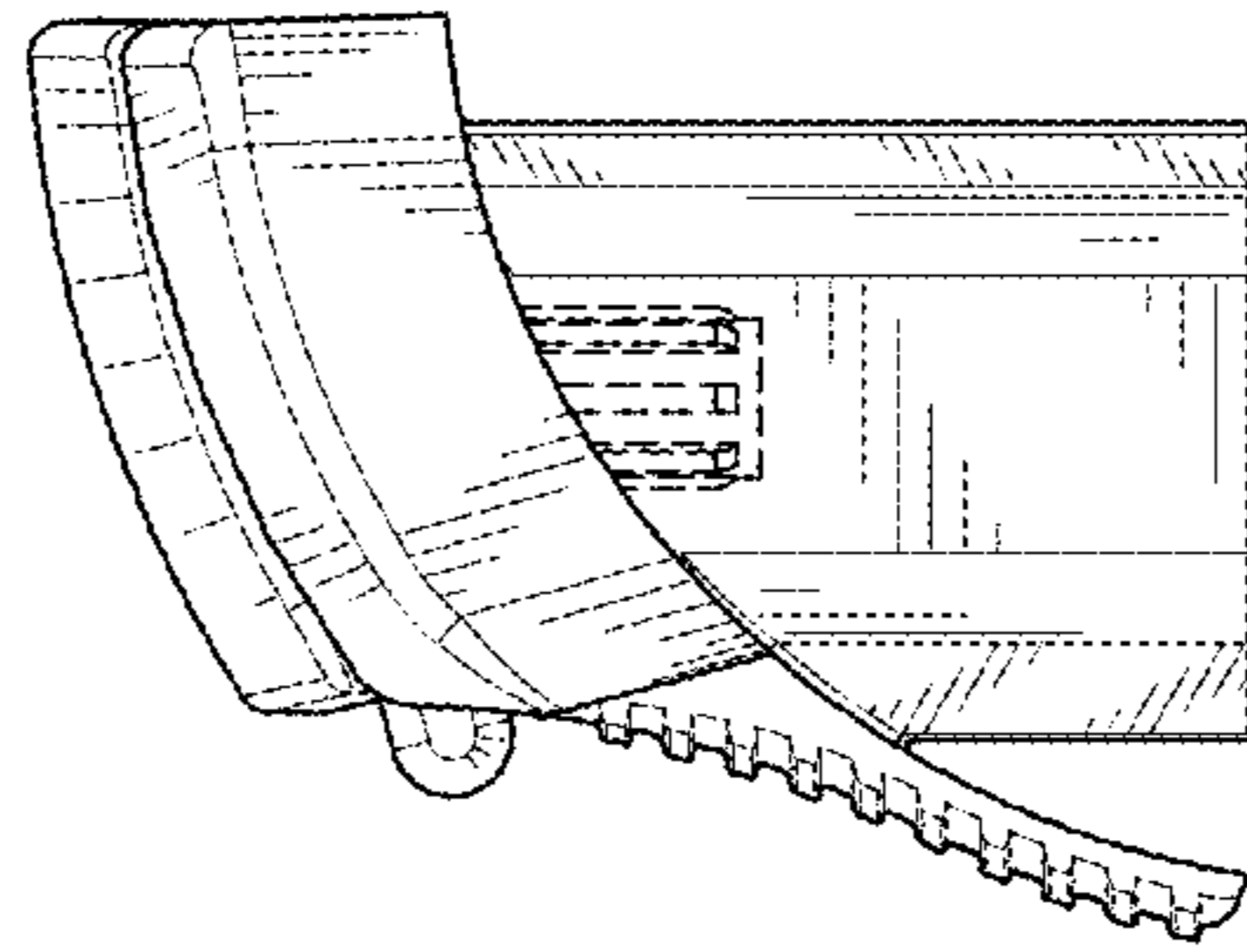


FIG. 5

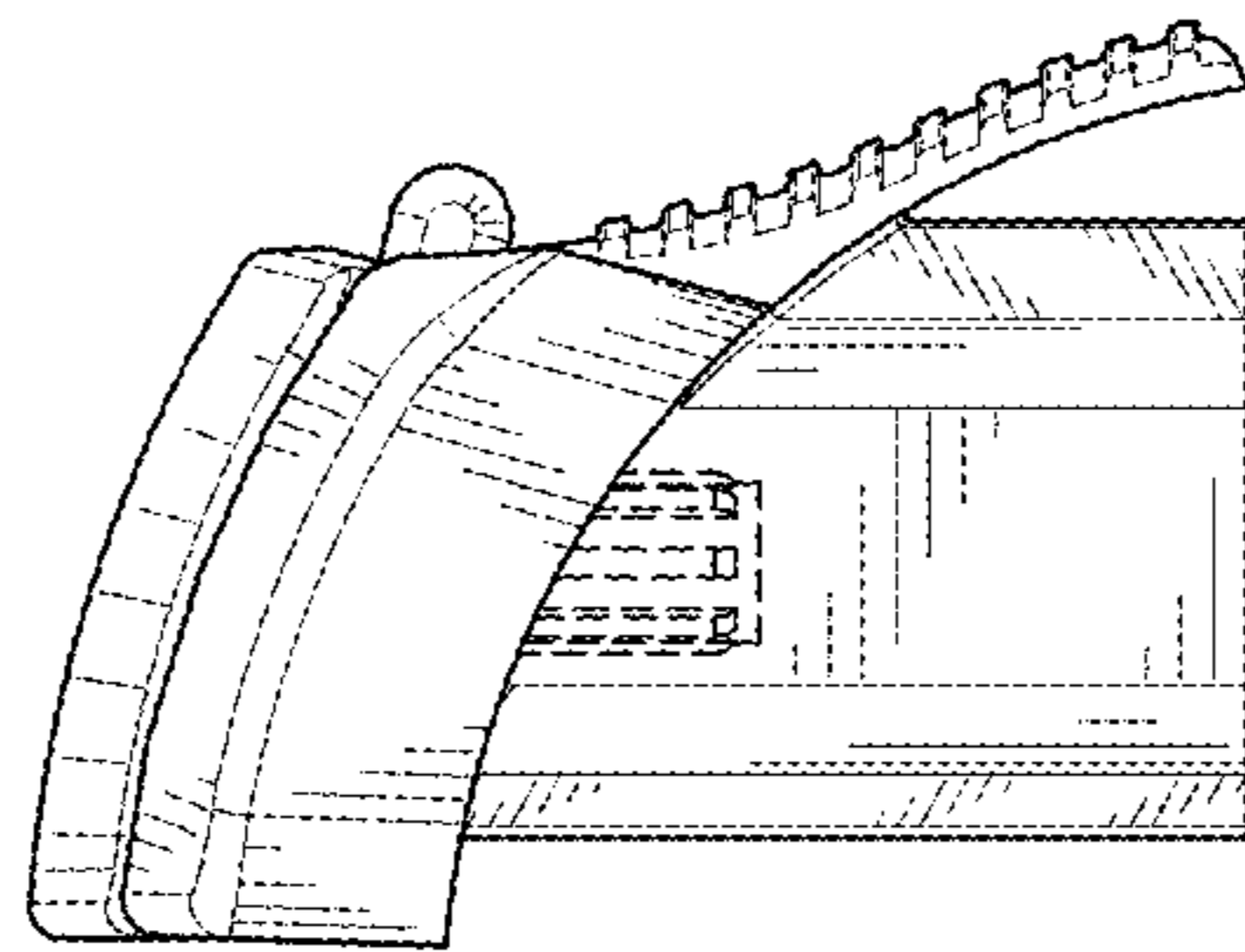


FIG. 4

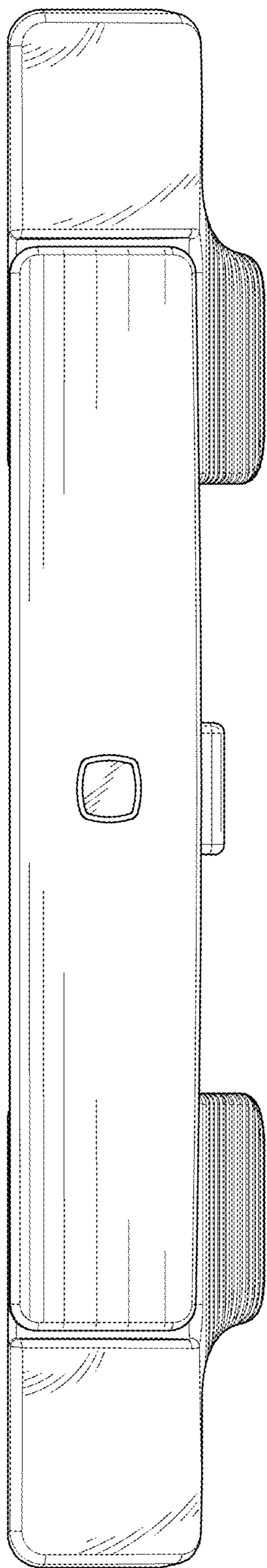


FIG. 6

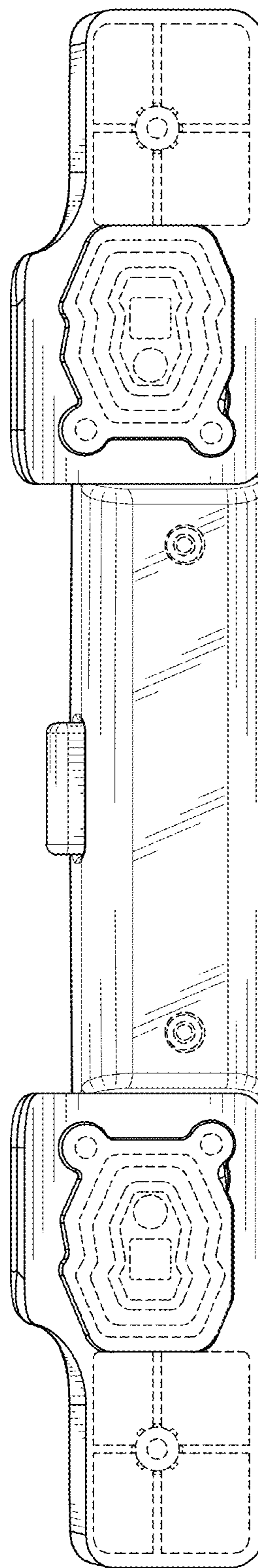


FIG. 7