



US00D730053S

(12) **United States Design Patent**  
**Ou**

(10) **Patent No.:** **US D730,053 S**

(45) **Date of Patent:** **\*\* May 26, 2015**

(54) **TOOL HOLDER**

(71) Applicant: **Yu-Hua Ou**, Taichung (TW)

(72) Inventor: **Yu-Hua Ou**, Taichung (TW)

(\*\*) Term: **14 Years**

(21) Appl. No.: **29/440,179**

(22) Filed: **Dec. 19, 2012**

(51) **LOC (10) Cl.** ..... **03-02**

(52) **U.S. Cl.**  
USPC ..... **D3/315**

(58) **Field of Classification Search**  
USPC ..... D3/315, 284, 273, 313, 905, 282;  
220/500, 527, 528; 206/372-379;  
D9/415; D8/71; 211/70.6

See application file for complete search history.

(56) **References Cited**

**U.S. PATENT DOCUMENTS**

2,487,174	A *	11/1949	Petre	.....	206/375
5,320,223	A *	6/1994	Allen	.....	206/372
D383,302	S *	9/1997	Broussard	.....	D3/201
D415,415	S *	10/1999	Robertson	.....	D3/315
5,975,297	A *	11/1999	Kao	.....	206/378
5,988,382	A *	11/1999	Ritchie et al.	.....	206/372
D426,957	S *	6/2000	Wen	.....	D3/315
6,092,656	A *	7/2000	Ernst	.....	206/378
D438,379	S *	3/2001	Wang	.....	D3/307
D446,651	S *	8/2001	Liao	.....	D3/284
6,685,018	B1 *	2/2004	Chuan	.....	206/373
7,077,275	B2 *	7/2006	Kao	.....	211/70.6

7,080,733	B2 *	7/2006	Kao	.....	206/372
7,434,700	B2 *	10/2008	Kao	.....	211/70.6
D654,359	S *	2/2012	Fleming	.....	D9/424
8,205,758	B2 *	6/2012	Shih	.....	211/70.6
8,307,980	B1 *	11/2012	Kao	.....	206/378
8,381,905	B1 *	2/2013	Kao	.....	206/378
8,387,792	B2 *	3/2013	Chen	.....	206/378

\* cited by examiner

*Primary Examiner* — Ian Simmons

*Assistant Examiner* — Charles Hanson

(74) *Attorney, Agent, or Firm* — Muncy, Geissler, Olds & Lowe P.C.

(57) **CLAIM**

I claim the ornamental design for a tool holder, as shown and described.

**DESCRIPTION**

FIG. 1 is a perspective view of a tool holder showing my new design;

FIG. 2 is a front view thereof;

FIG. 3 is a rear view thereof;

FIG. 4 is a left side view thereof;

FIG. 5 is a right side view thereof;

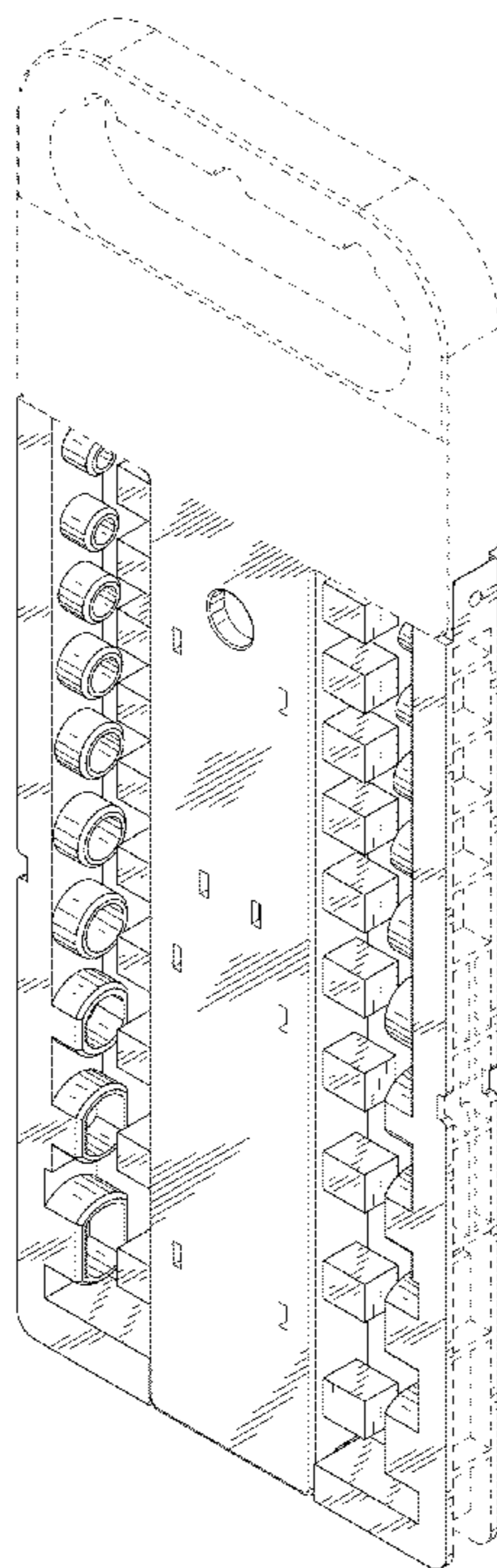
FIG. 6 is a top plan view thereof;

FIG. 7 is a bottom plan view thereof; and,

FIG. 8 is a perspective view of my design for the tool holder in use.

The portions shown in broken lines are for illustrative purposes only and form no part of the claimed design.

**1 Claim, 6 Drawing Sheets**



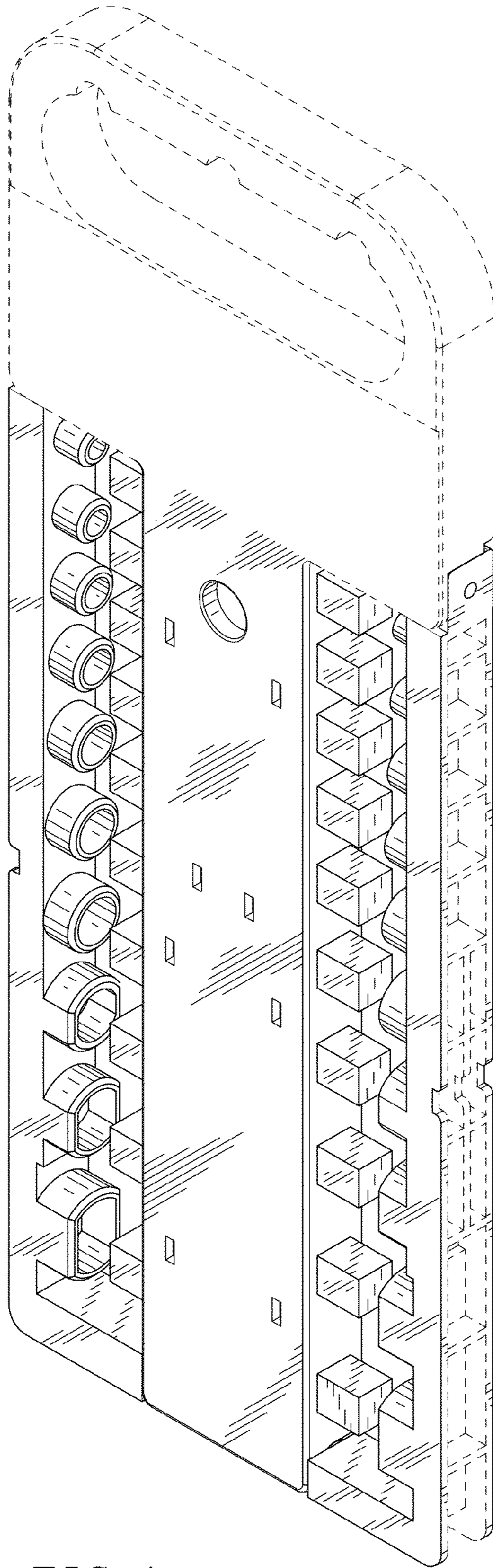


FIG. 1

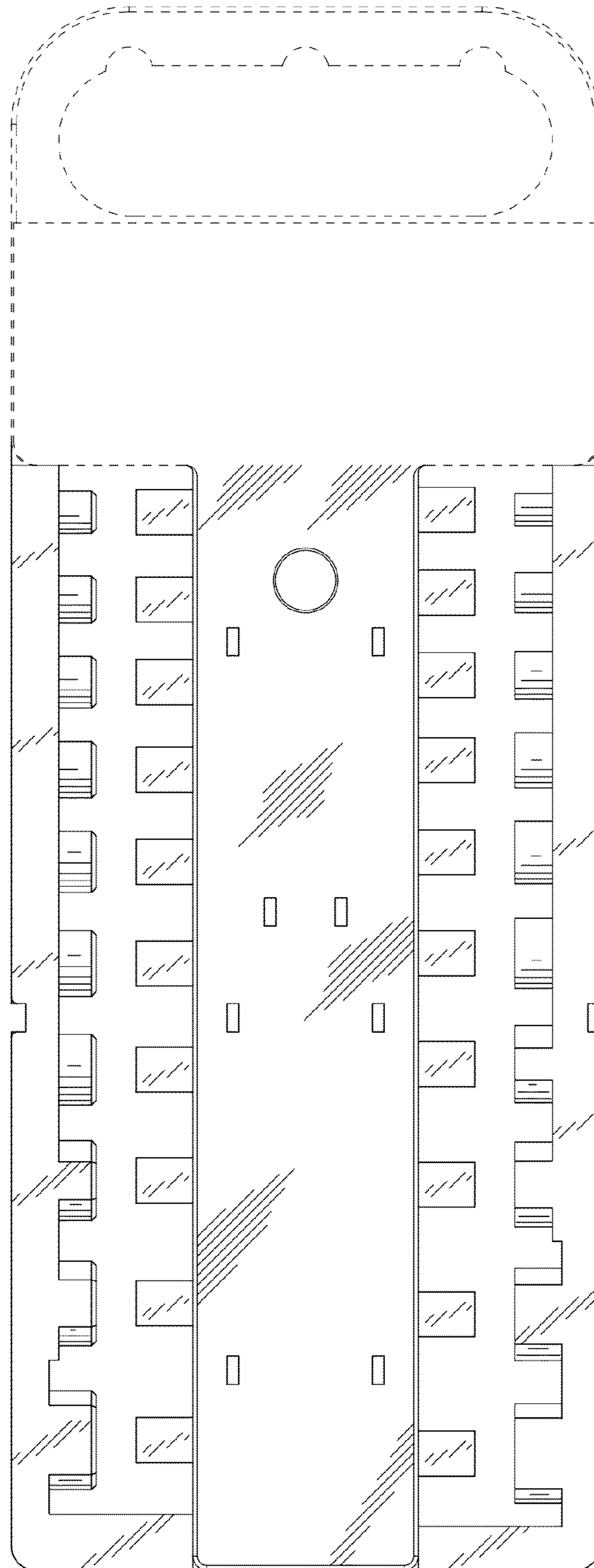


FIG. 2

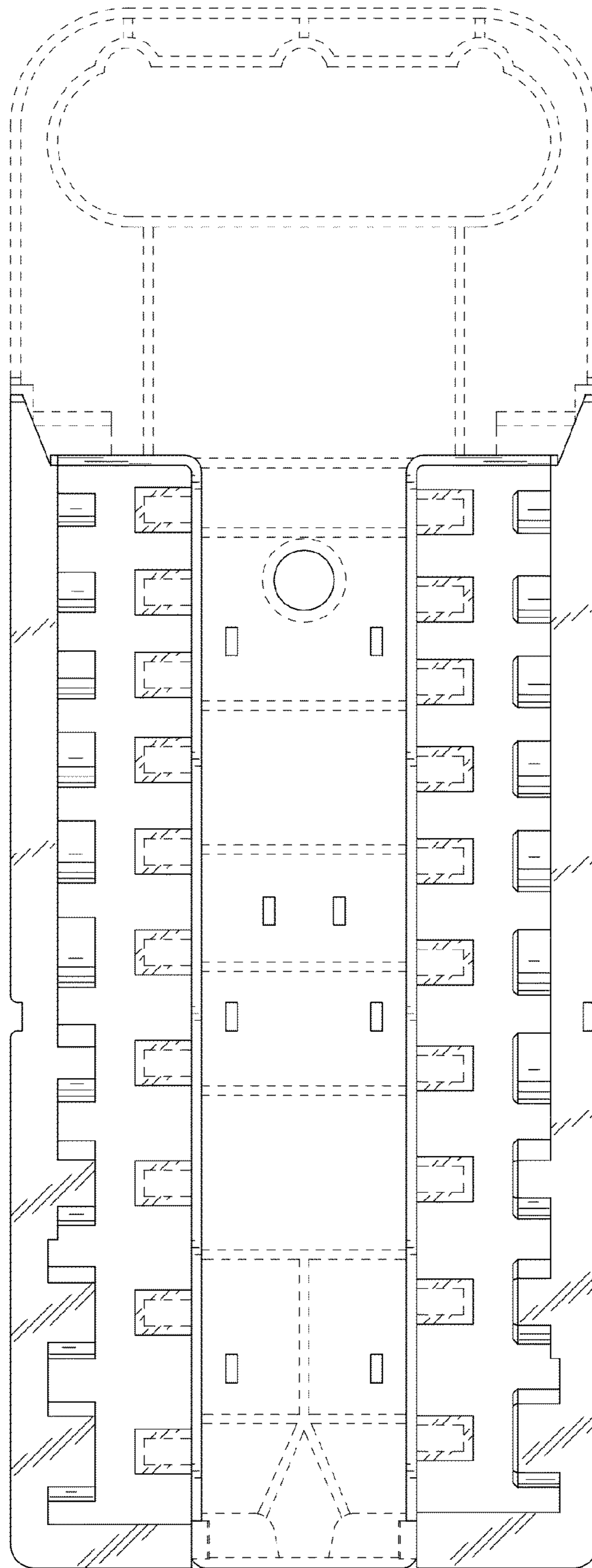


FIG. 3

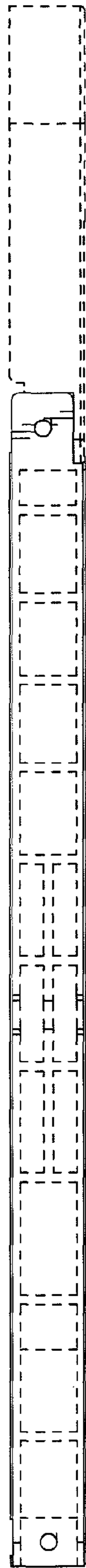


FIG. 4

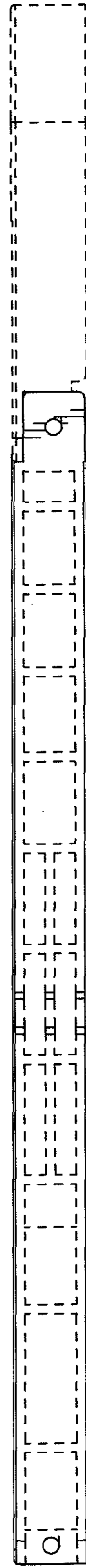


FIG. 5



FIG. 6

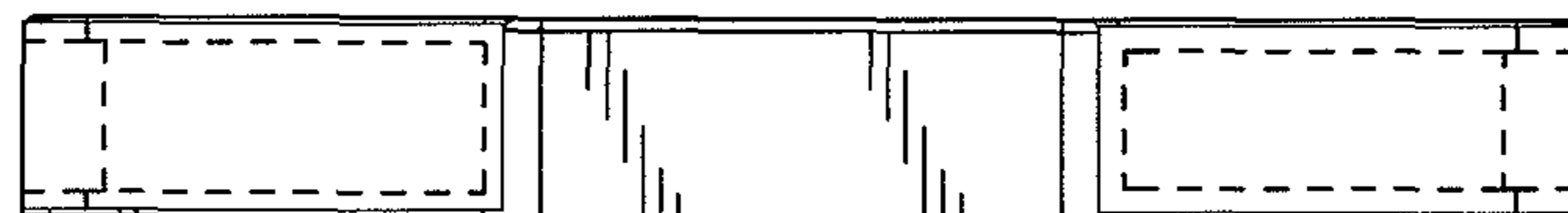


FIG. 7

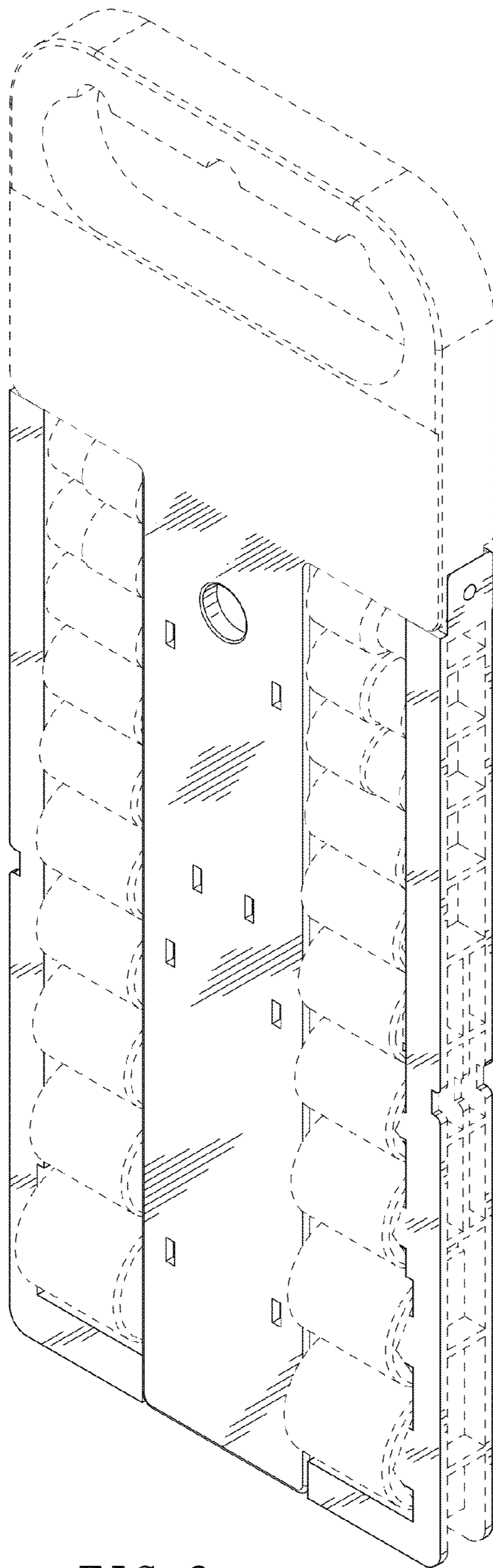


FIG. 8