



US00D730041S

(12) **United States Design Patent**
Landry

(10) **Patent No.:** **US D730,041 S**

(45) **Date of Patent:** **** May 26, 2015**

(54) **PURSE**

(71) Applicant: **Stephanie Landry**, Albuquerque, NM (US)

(72) Inventor: **Stephanie Landry**, Albuquerque, NM (US)

(**) Term: **14 Years**

(21) Appl. No.: **29/481,959**

(22) Filed: **Feb. 12, 2014**

Related U.S. Application Data

(62) Division of application No. 29/425,069, filed on Jun. 19, 2012, now Pat. No. Des. 702,436.

(51) **LOC (10) Cl.** **03-01**

(52) **U.S. Cl.**
USPC **D3/232**

(58) **Field of Classification Search**

CPC A45C 1/024; A45C 3/06
USPC D3/232-233, 240-243, 245-246
See application file for complete search history.

(56) **References Cited**

U.S. PATENT DOCUMENTS

D162,490 S *	3/1951	Sundberg et al.	D3/242
D176,995 S	2/1956	Samuelian	
D216,930 S	3/1970	Wolf	
D244,488 S	5/1977	Surie et al.	
D246,939 S	1/1978	Casser	
D257,471 S	11/1980	Siegel	
D263,898 S	4/1982	Linke	
D283,082 S	3/1986	Hansen	
D286,464 S	11/1986	Tamm	
D293,737 S	1/1988	Jones	
D332,866 S	2/1993	Kopel et al.	
D338,334 S	8/1993	Kopel et al.	
D343,061 S	1/1994	Myers	
D344,181 S	2/1994	Guzman-Rosario	
D344,182 S	2/1994	Guzman-Rosario	

D347,323 S	5/1994	Ringblum	
D356,886 S	4/1995	Kopel et al.	
D358,706 S	5/1995	Kopel	
D362,751 S	10/1995	Kopel	
D382,706 S	8/1997	Sligh	
D393,366 S	4/1998	Kopel	
D553,364 S	10/2007	Moon	
D575,511 S	8/2008	Moon	
D580,651 S	11/2008	Brooks	
D581,665 S	12/2008	Gerbi	
D591,511 S	5/2009	Wu	
D596,843 S	7/2009	Zvirblis	
D602,248 S	10/2009	Wilson	
D609,002 S	2/2010	Sammons	
D609,473 S	2/2010	Boonma	
D610,803 S *	3/2010	Shing	D3/245
D632,079 S	2/2011	Spencer et al.	
D648,132 S	11/2011	Wu	
D651,803 S	1/2012	Wu	
D655,501 S *	3/2012	Maier	D3/245
D657,952 S *	4/2012	Maier	D3/245
D669,264 S *	10/2012	Gonzalez	D3/243
D682,547 S *	5/2013	Della Valle et al.	D3/245

* cited by examiner

Primary Examiner — Holly Baynham

(74) *Attorney, Agent, or Firm* — Karuna Ojanen; Ojanen Law Offices

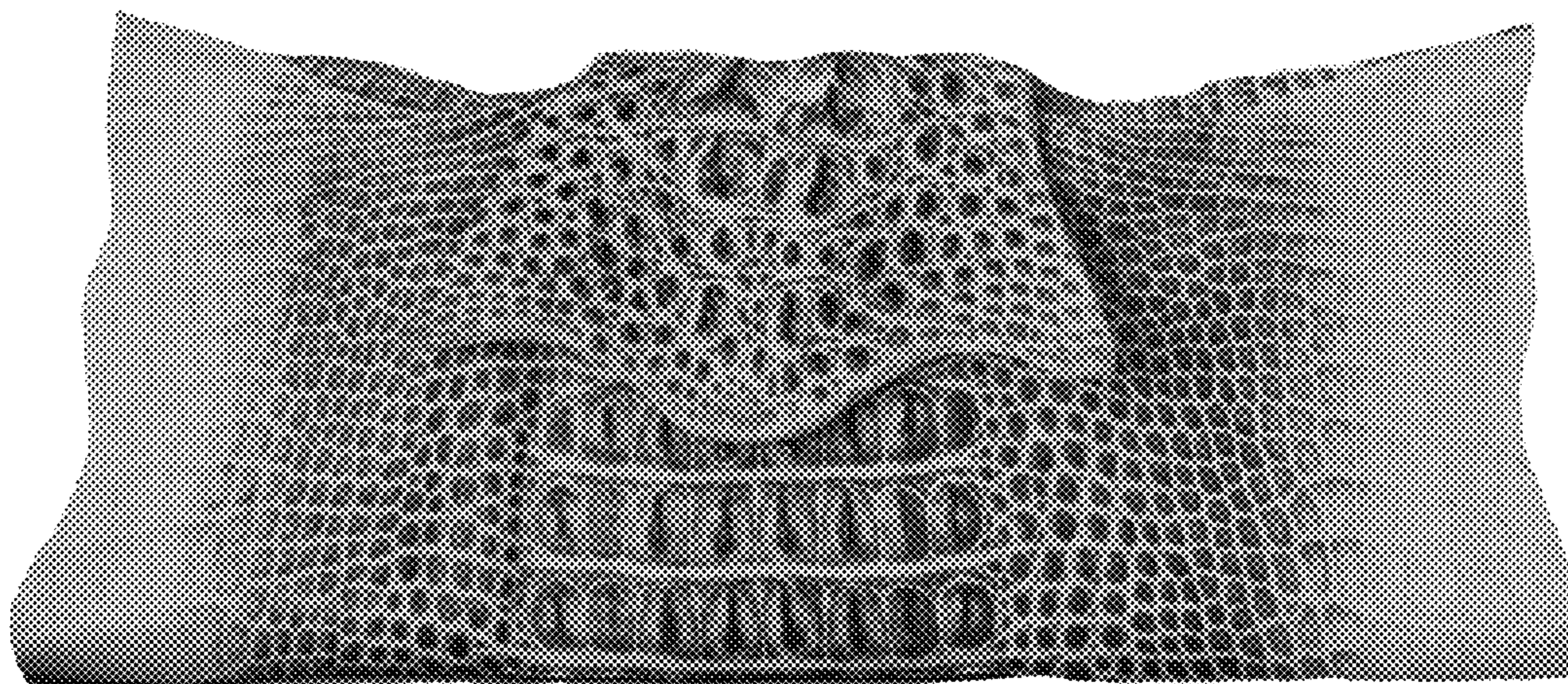
(57) **CLAIM**

I claim the ornamental design for a purse, as shown and described.

DESCRIPTION

FIG. 1 is a front, perspective view of a purse showing my new design;
FIG. 2 is a perspective view of the purse unfolded thereof;
FIG. 3 is top plan view of the purse unfolded; and,
FIG. 4 is an enlarged perspective view of the interior of the purse.
The dotted and shaded areas in FIG. 11 represent slits along the striations of the horned back on the interior of the purse and are part of the claimed design.

1 Claim, 4 Drawing Sheets



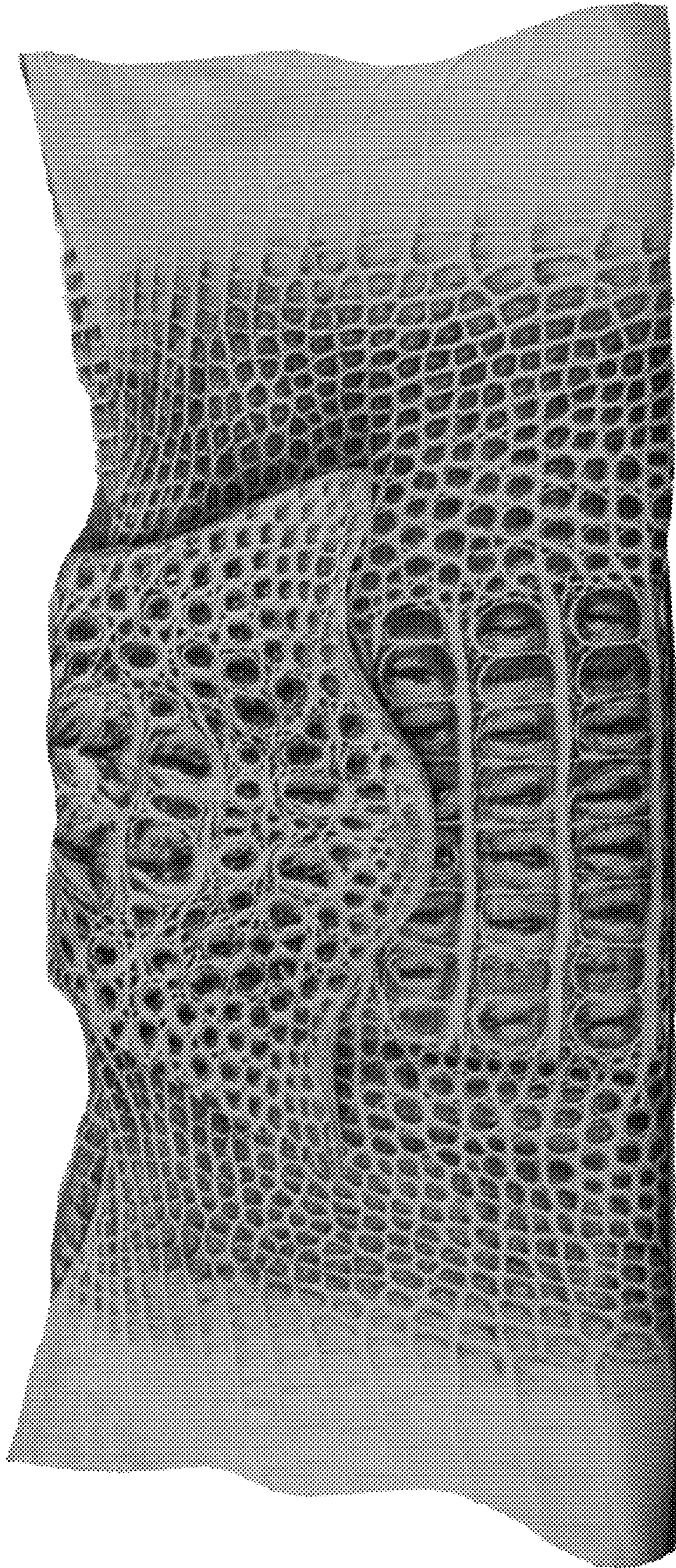


Fig. 1

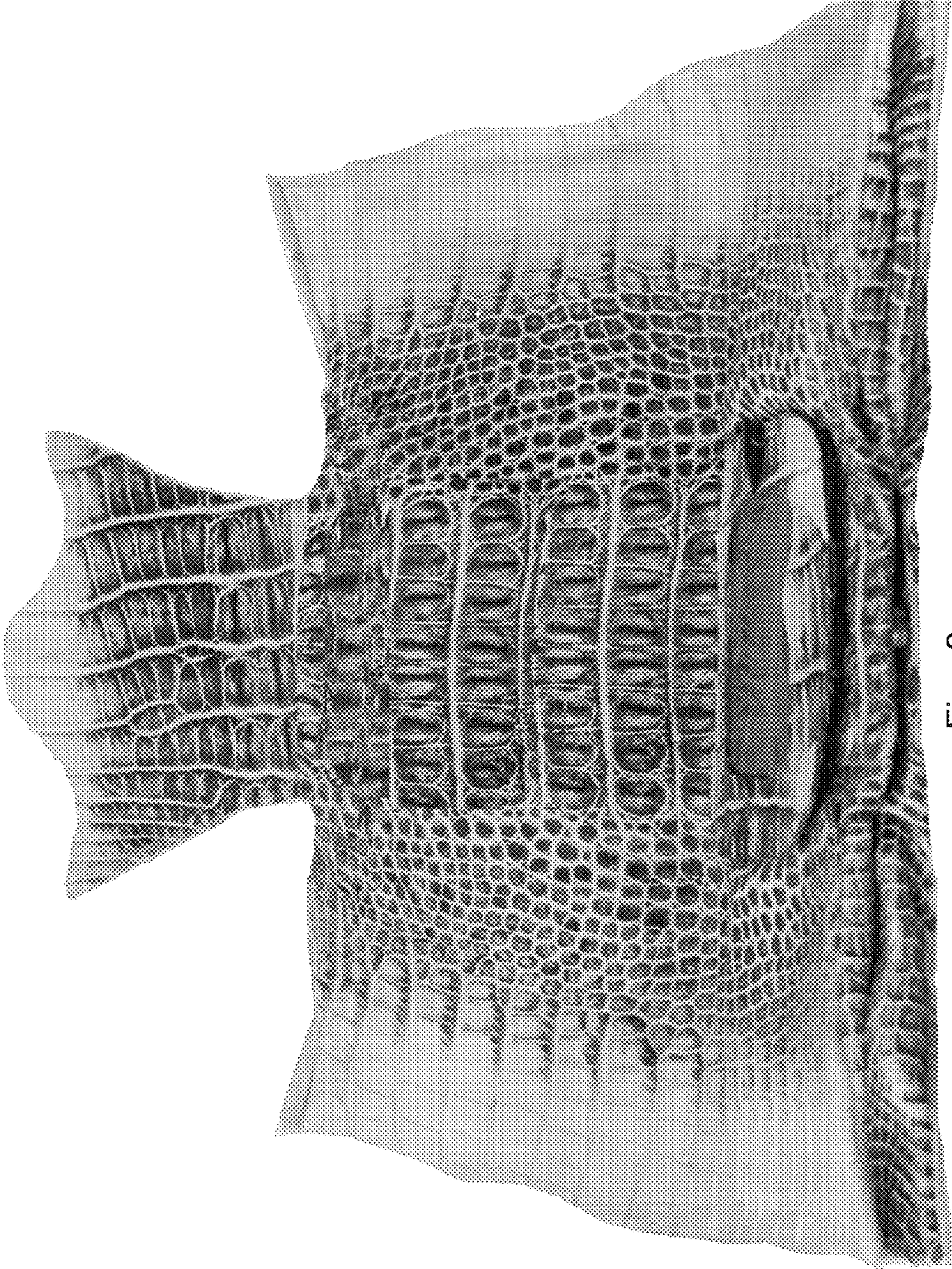


Fig. 2

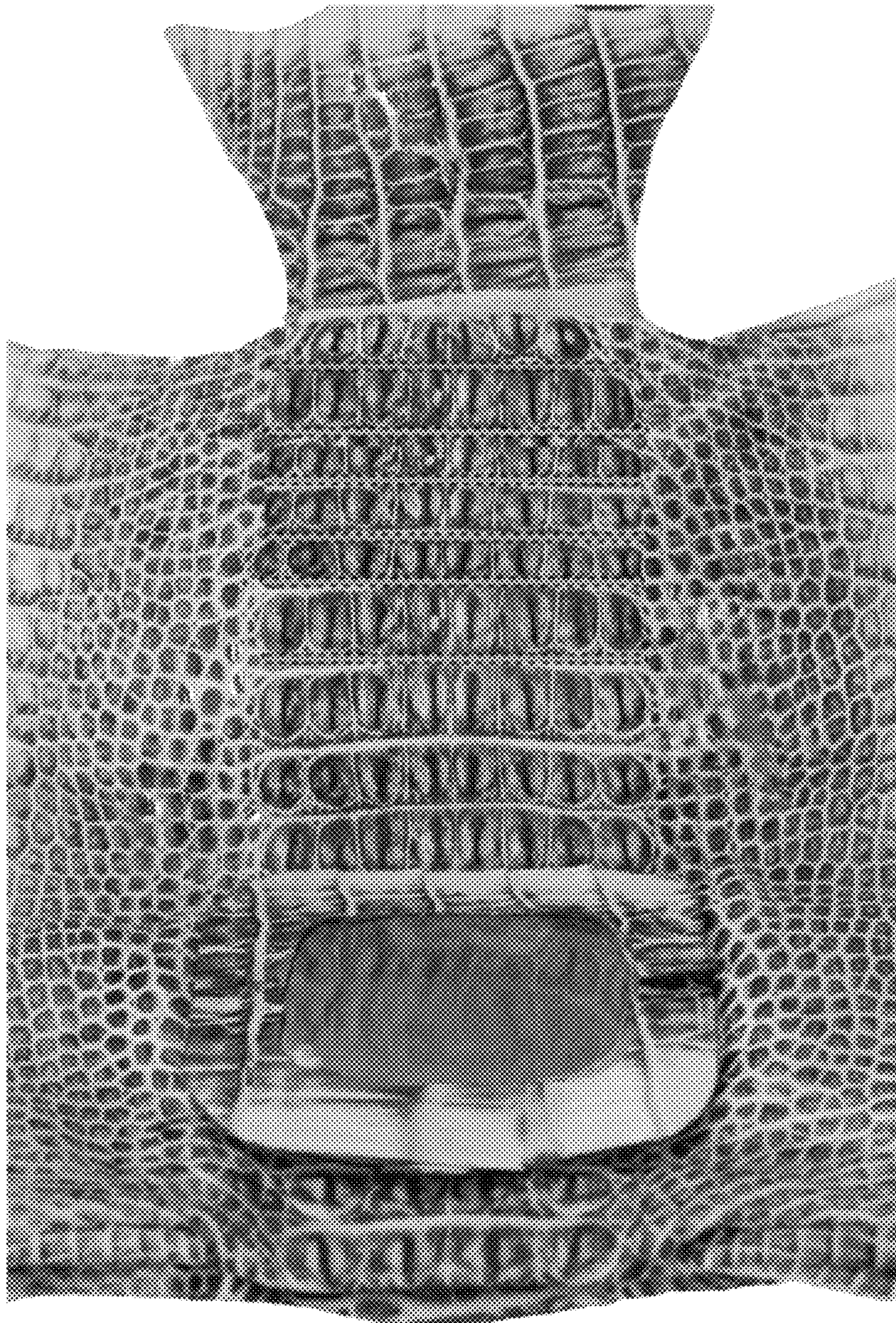


Fig. 3

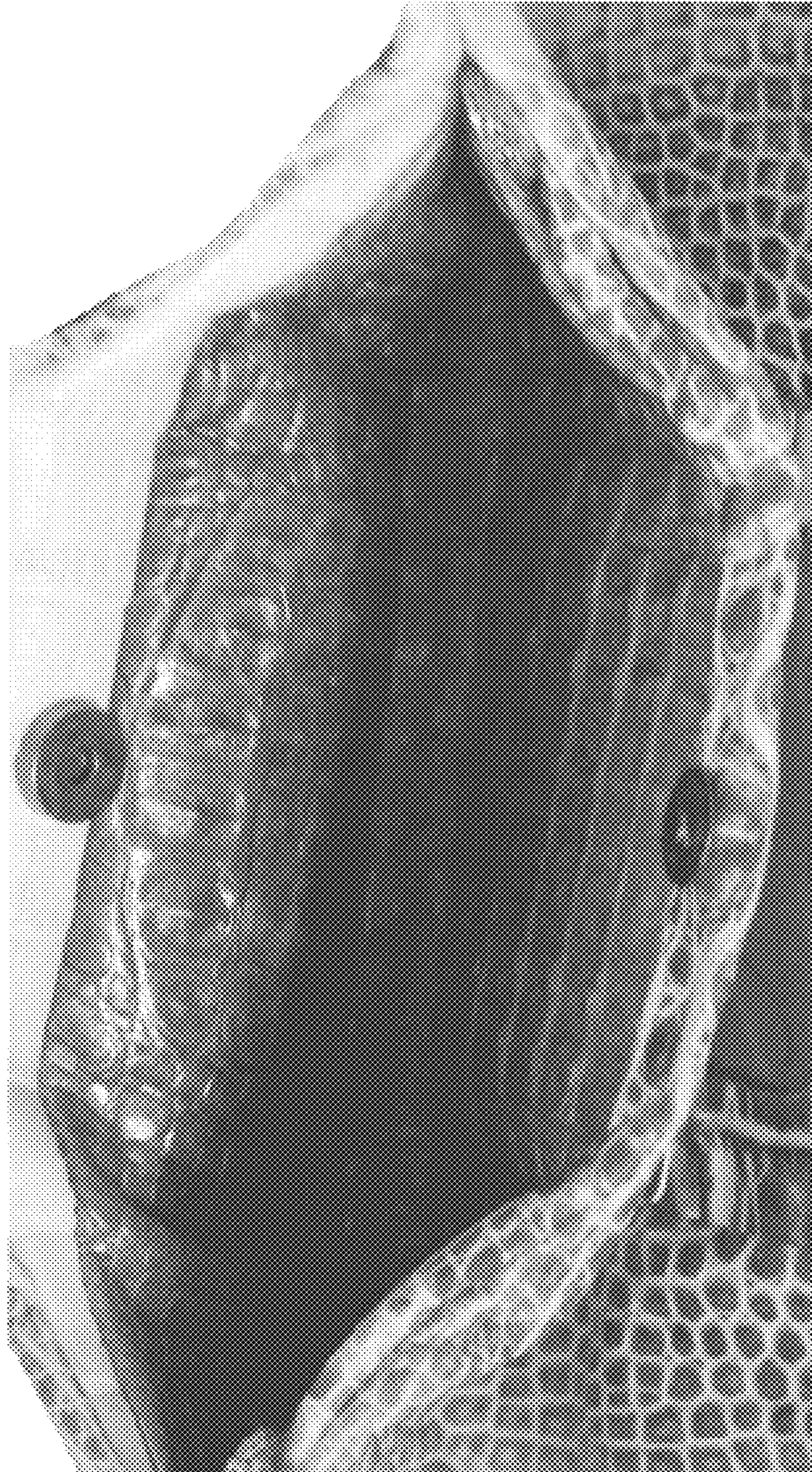


Fig. 4