



US00D730038S

(12) **United States Design Patent**
Ghahari

(10) **Patent No.:** **US D730,038 S**

(45) **Date of Patent:** **** May 26, 2015**

(54) **SHOE SPACER**

(71) Applicant: **Joseph Ghahari**, Toronto (CA)

(72) Inventor: **Joseph Ghahari**, Toronto (CA)

(**) Term: **14 Years**

(21) Appl. No.: **29/492,895**

(22) Filed: **Jun. 4, 2014**

(51) **LOC (10) Cl.** **07-99**

(52) **U.S. Cl.**
USPC **D2/979**

(58) **Field of Classification Search**

CPC A43B 7/14; A43B 7/145; A43B 7/1465;
A43B 7/1475; A43B 7/149; A43B 7/1495;
A43B 7/18; A43B 7/19; A43B 7/22; A43B
7/223; A43B 7/226; A43B 7/24; A43B 7/26;
A43B 7/28; A43B 7/30; A43B 7/32; A43B
19/00

USPC D2/896, 946, 961, 976, 979; 12/115.6,
12/115.8, 128 R, 142 K; 36/83, 88, 93, 94,
36/95, 96, 97, 113, 7.1 R, 8.3, 77 R, 77 M

See application file for complete search history.

(56) **References Cited**

U.S. PATENT DOCUMENTS

1,103,493	A *	7/1914	Carmelo	12/142 Q
1,224,081	A *	4/1917	Dodge	36/18
1,638,263	A *	8/1927	Jonas	36/77 M
2,077,125	A *	4/1937	Miller et al.	442/103
2,475,390	A *	7/1949	Hurwitz	12/116.8
D154,681	S *	8/1949	Ironsides	D2/979
2,542,319	A *	2/1951	Ferri	602/30
2,565,051	A *	8/1951	Somersall	36/77 R
2,575,867	A *	11/1951	Ferri	602/30
D194,832	S *	3/1963	Babel	D2/979
3,175,237	A *	3/1965	Baas, Sr.	12/116.8
3,325,922	A *	6/1967	Bray	36/77 R
D209,562	S *	12/1967	Beyrle	D2/979

3,473,177	A *	10/1969	Palson et al.	12/115.6
3,950,865	A *	4/1976	Gray	36/77 R
4,646,761	A *	3/1987	Goldstein	131/335
4,735,003	A *	4/1988	Dykeman	36/77 R
5,074,060	A *	12/1991	Brncick et al.	36/77 R
5,666,745	A *	9/1997	Harwood	36/77 R
D399,046	S *	10/1998	Schwartz et al.	D2/979
D429,878	S *	8/2000	Tsung-Ping	D2/979
6,286,234	B1 *	9/2001	Smith, Jr.	36/131
6,598,323	B1 *	7/2003	Gougelet et al.	36/77 R
6,886,275	B1 *	5/2005	Westfall	36/133
7,552,548	B2 *	6/2009	Ikegami	36/77 R
D646,472	S *	10/2011	Chen	D2/909
D646,473	S *	10/2011	Wong	D2/909
8,186,080	B2 *	5/2012	Favreau et al.	36/72 R
8,898,933	B2 *	12/2014	Sakurai	36/77 R
2004/0009337	A1 *	1/2004	Tanaka et al.	428/292.1
2006/0213086	A1 *	9/2006	Ching	36/77 R
2007/0289165	A1 *	12/2007	Sartor et al.	36/77 R
2008/0163519	A1 *	7/2008	Sartor et al.	36/77 M

* cited by examiner

Primary Examiner — Elizabeth J Oswecki

(57) **CLAIM**

The ornamental design for a shoe spacer, as shown and described.

DESCRIPTION

FIG. 1 is a perspective view of a shoe spacer showing my new design;

FIG. 2 is a front elevational view thereof;

FIG. 3 is a rear elevational view thereof;

FIG. 4 is a right side elevational view thereof;

FIG. 5 is a left side elevational view thereof;


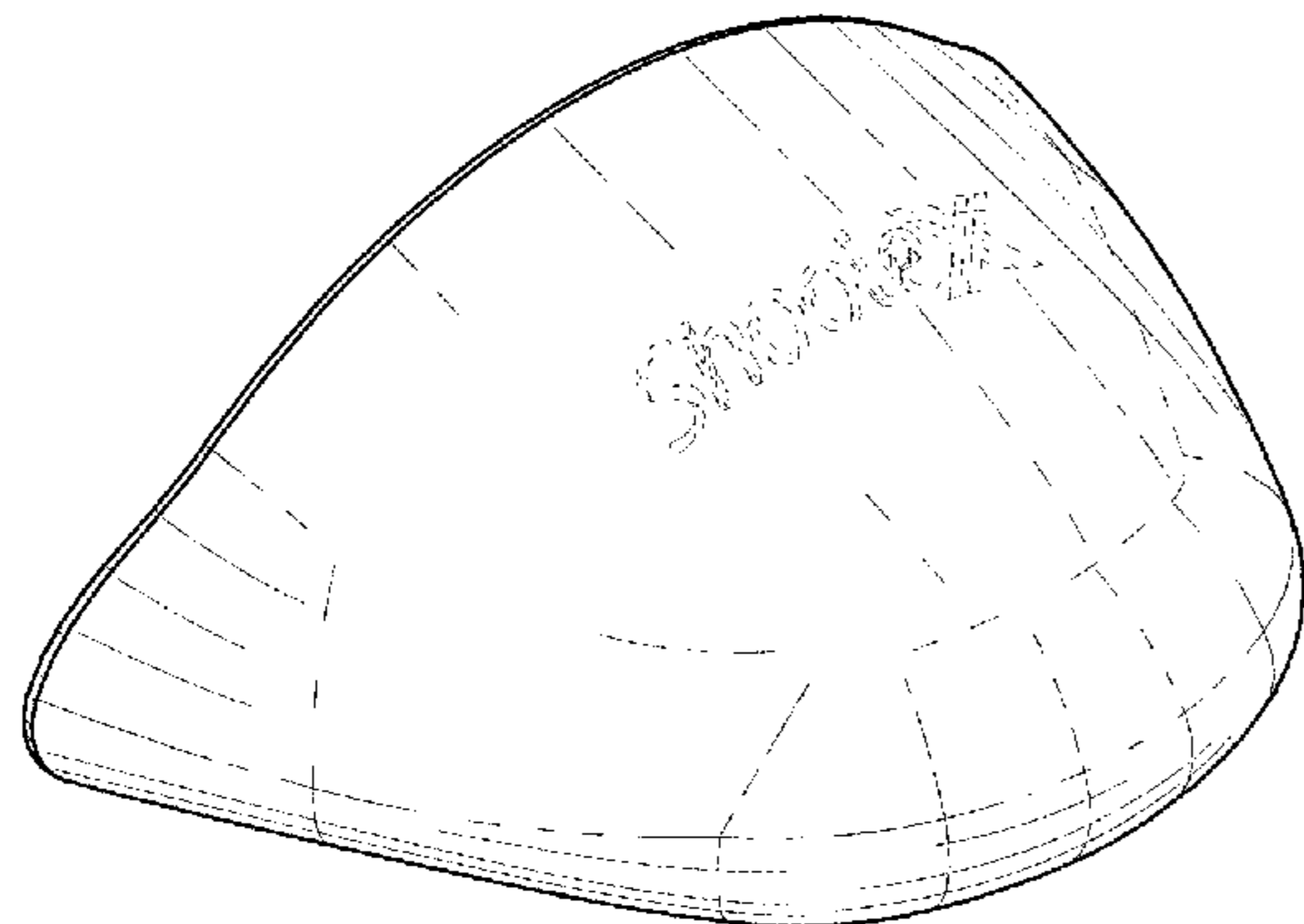
FIG. 6 is a top plan view thereof;

FIG. 7 is a bottom plan view thereof; and,

FIG. 8 is a rear perspective view thereof.

The broken line showing logo is included for the purpose of illustrating environmental structure and forms no part of the claimed design.

1 Claim, 8 Drawing Sheets



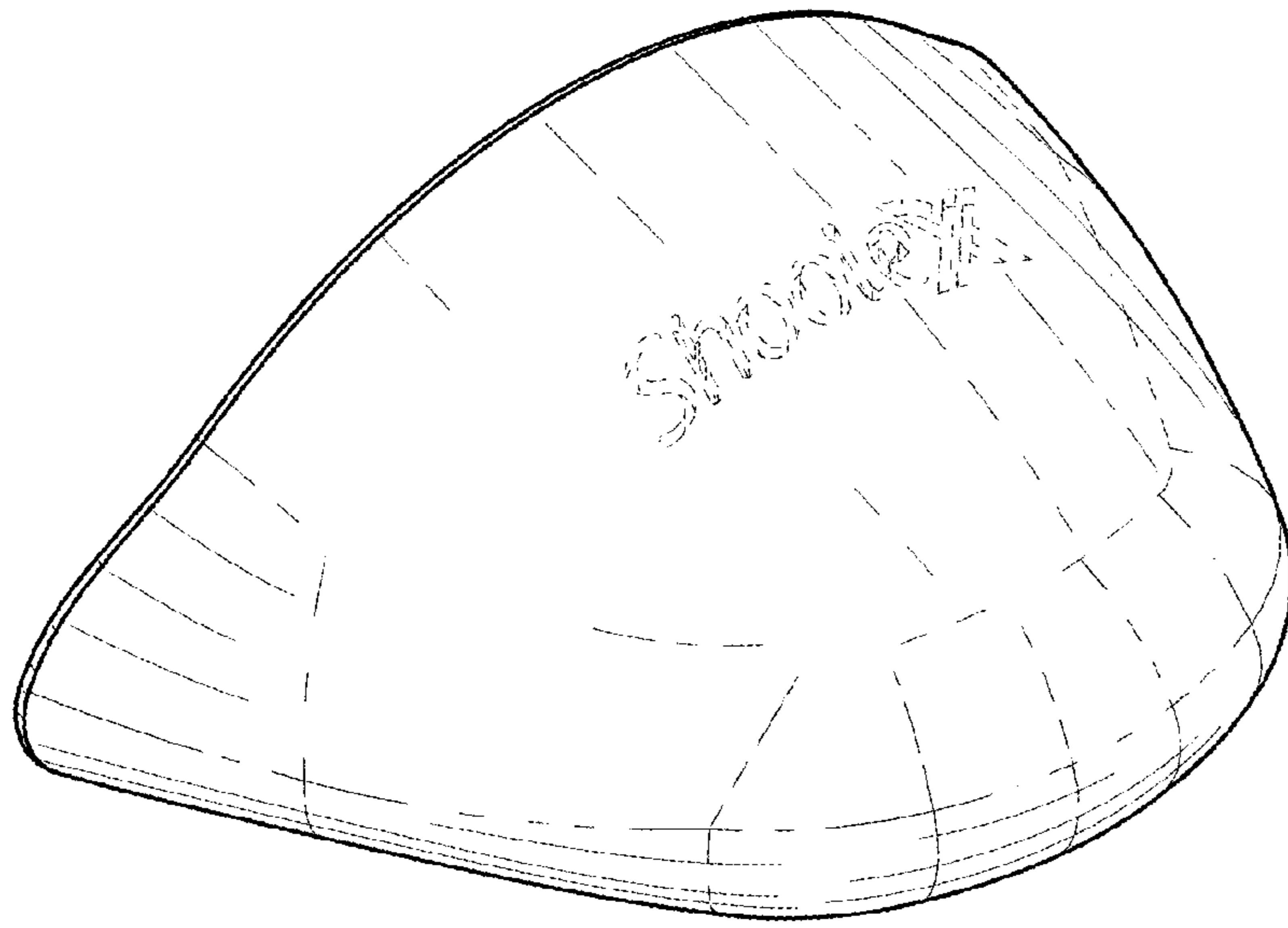


FIG. 1

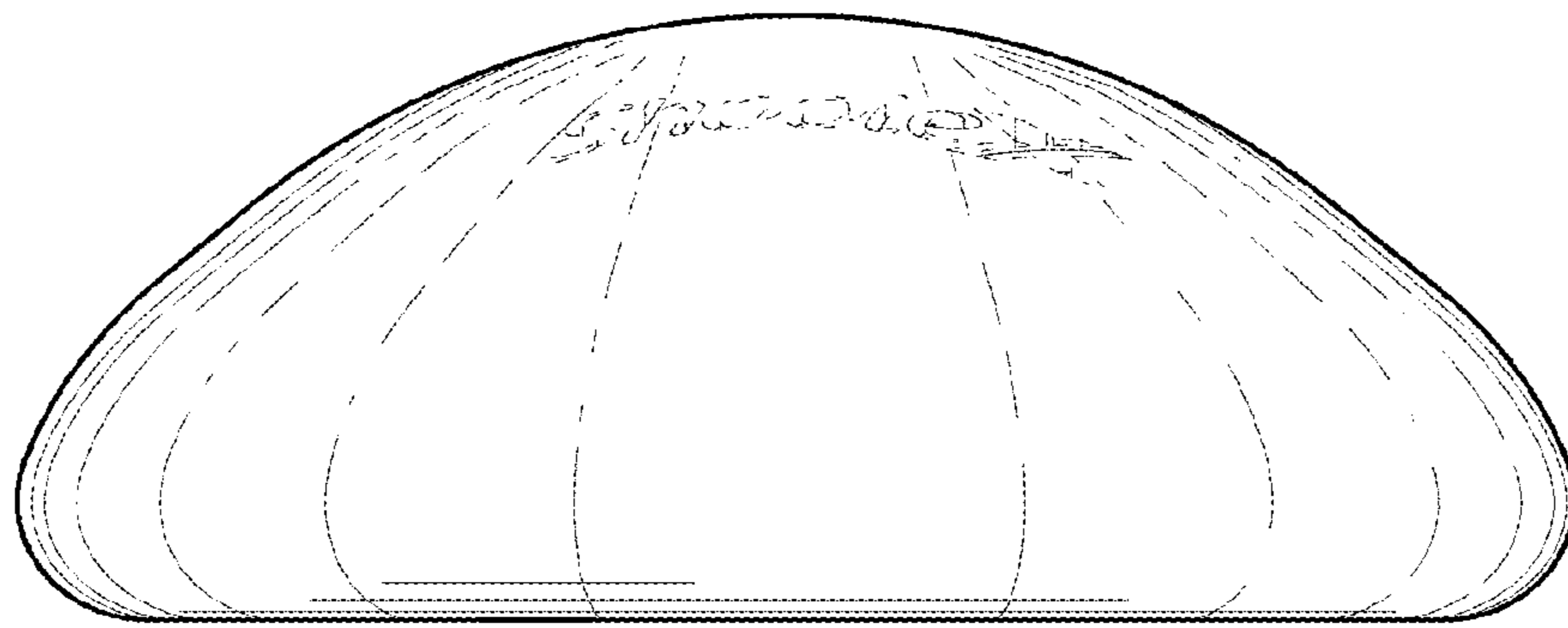


FIG. 2

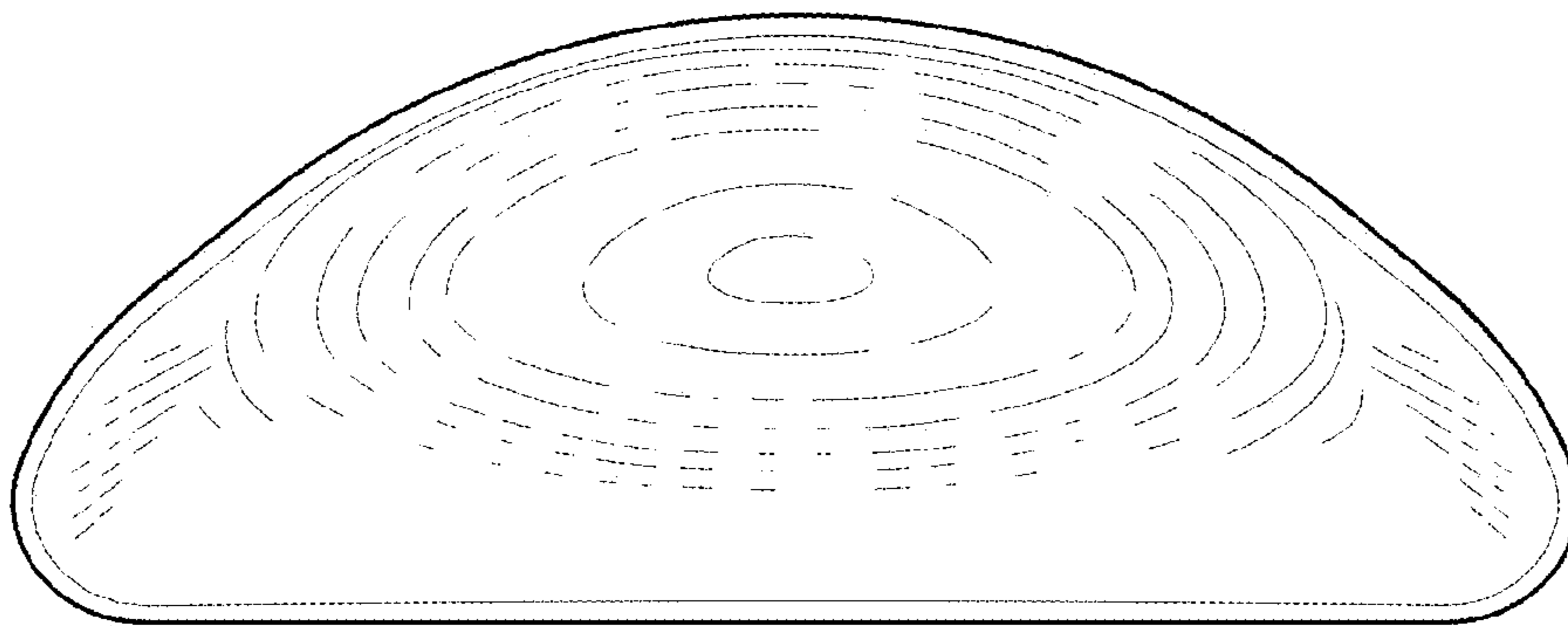


FIG. 3

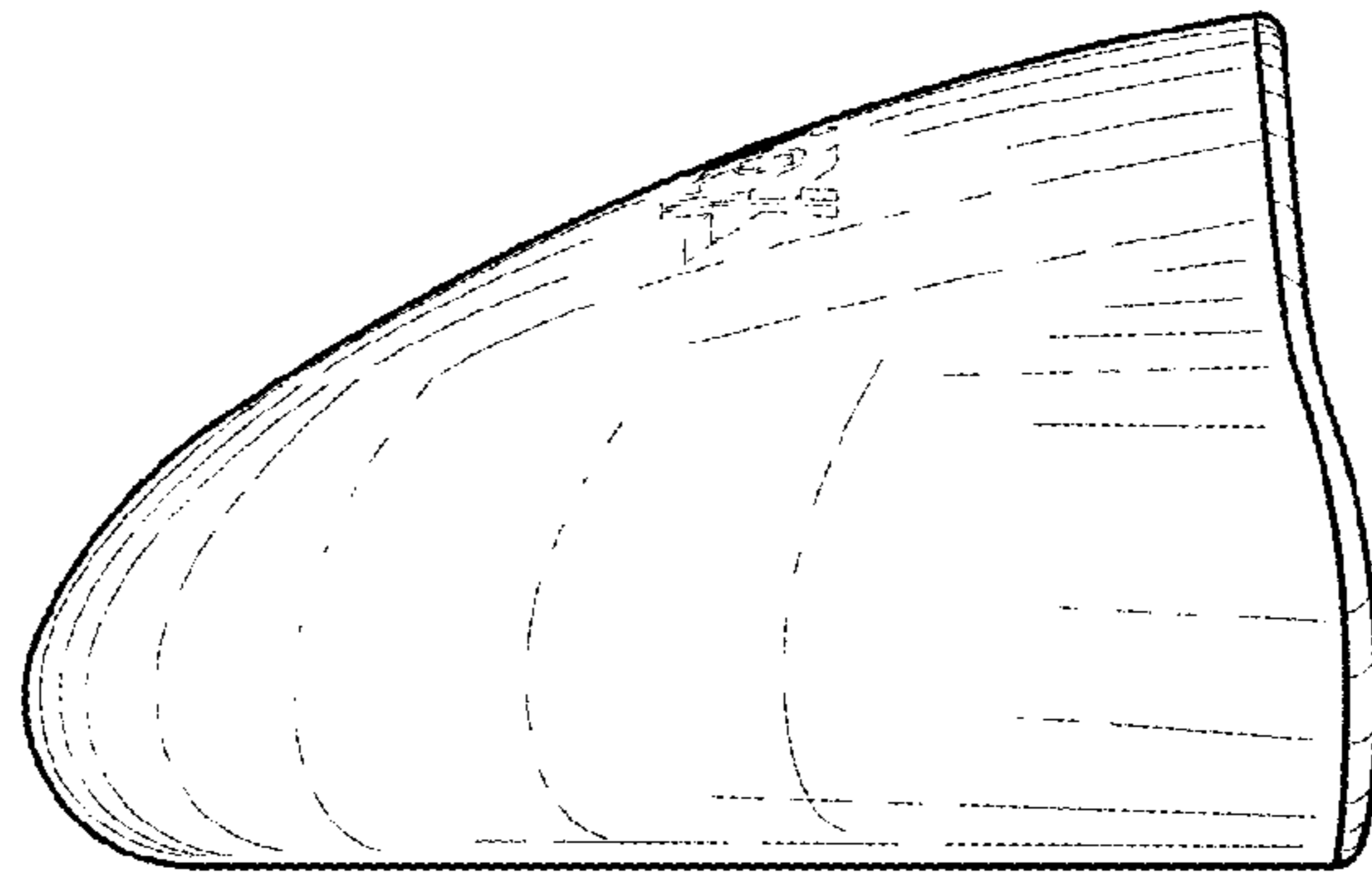


FIG. 4

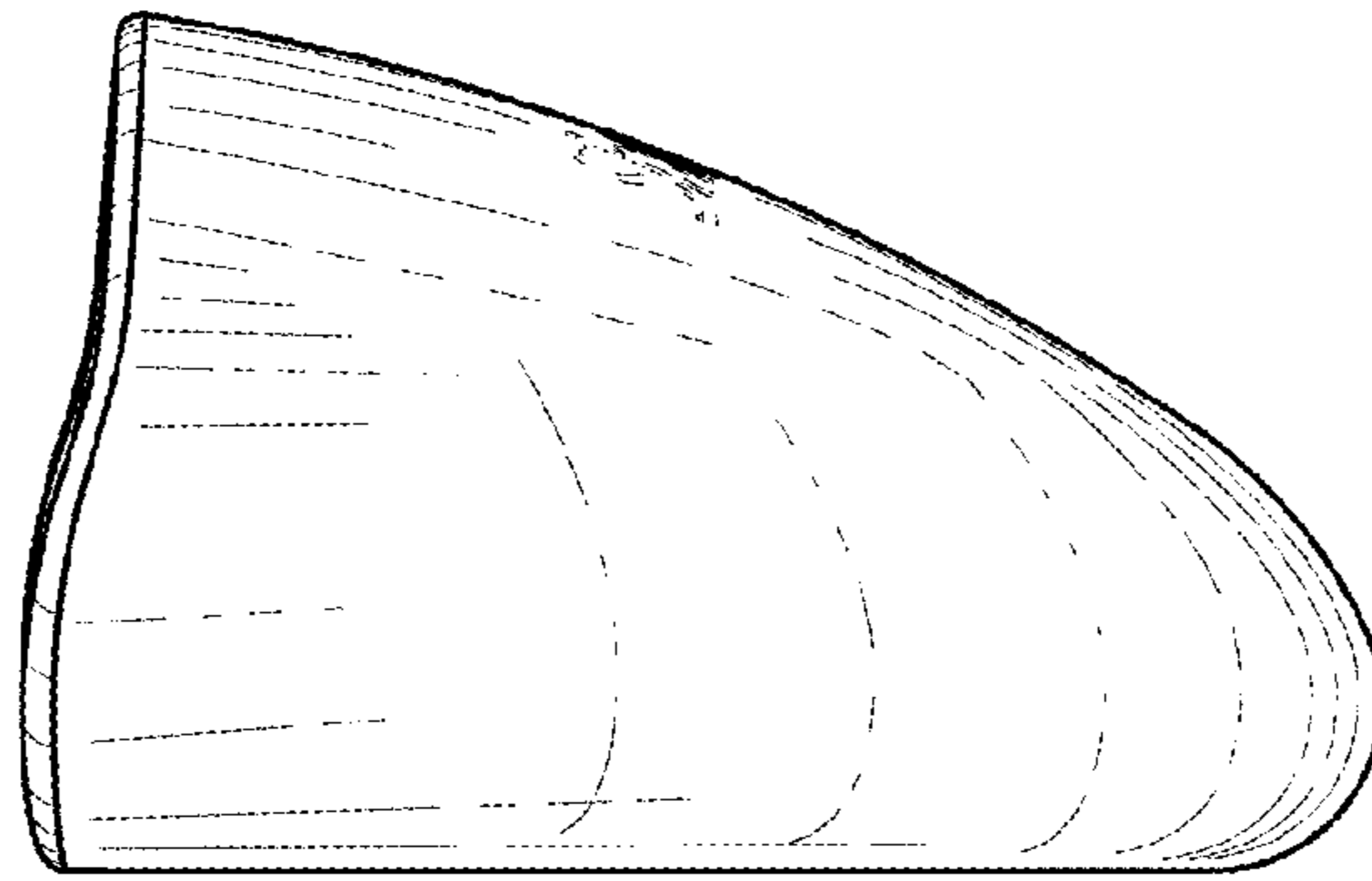


FIG. 5

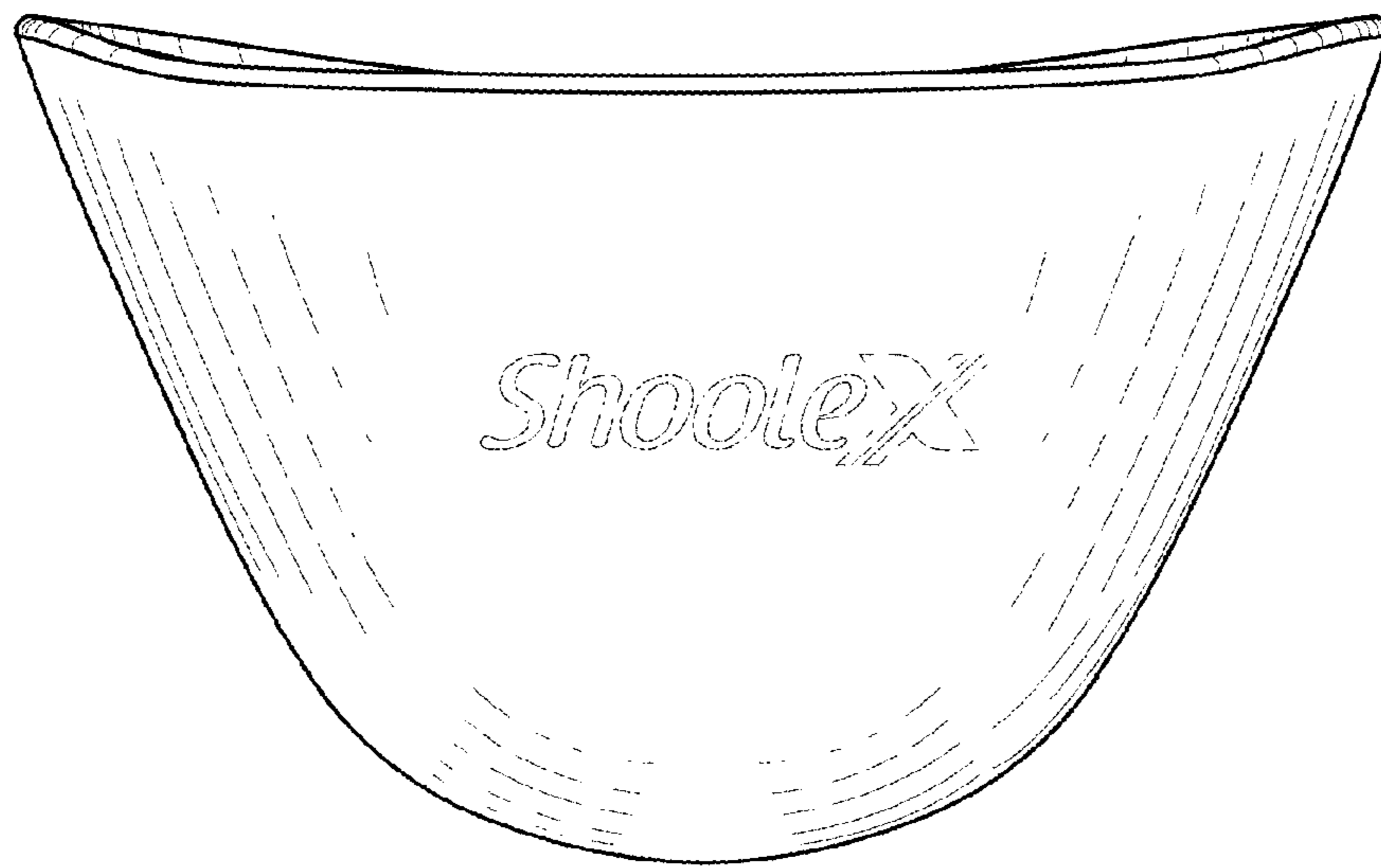


FIG. 6

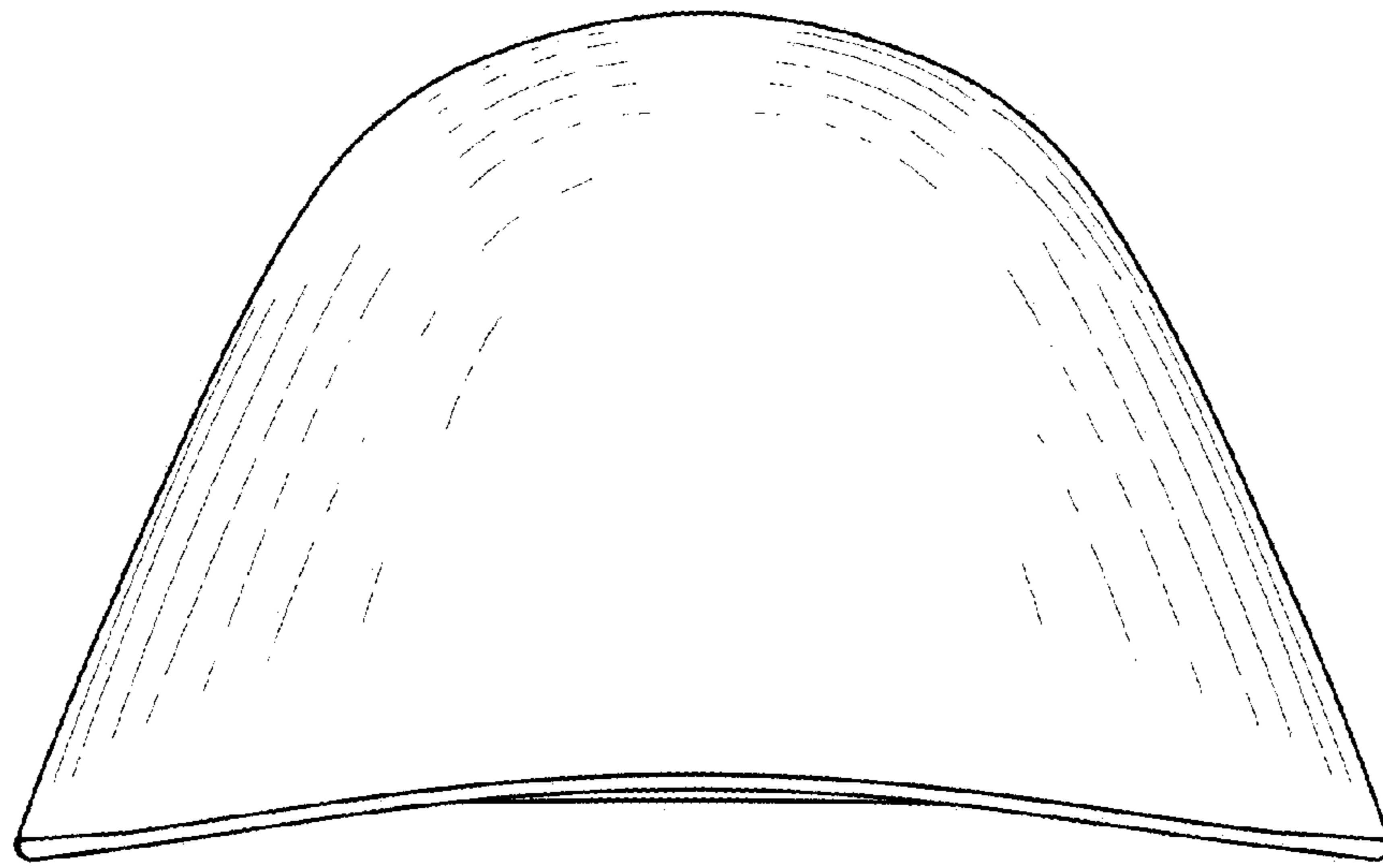


FIG. 7

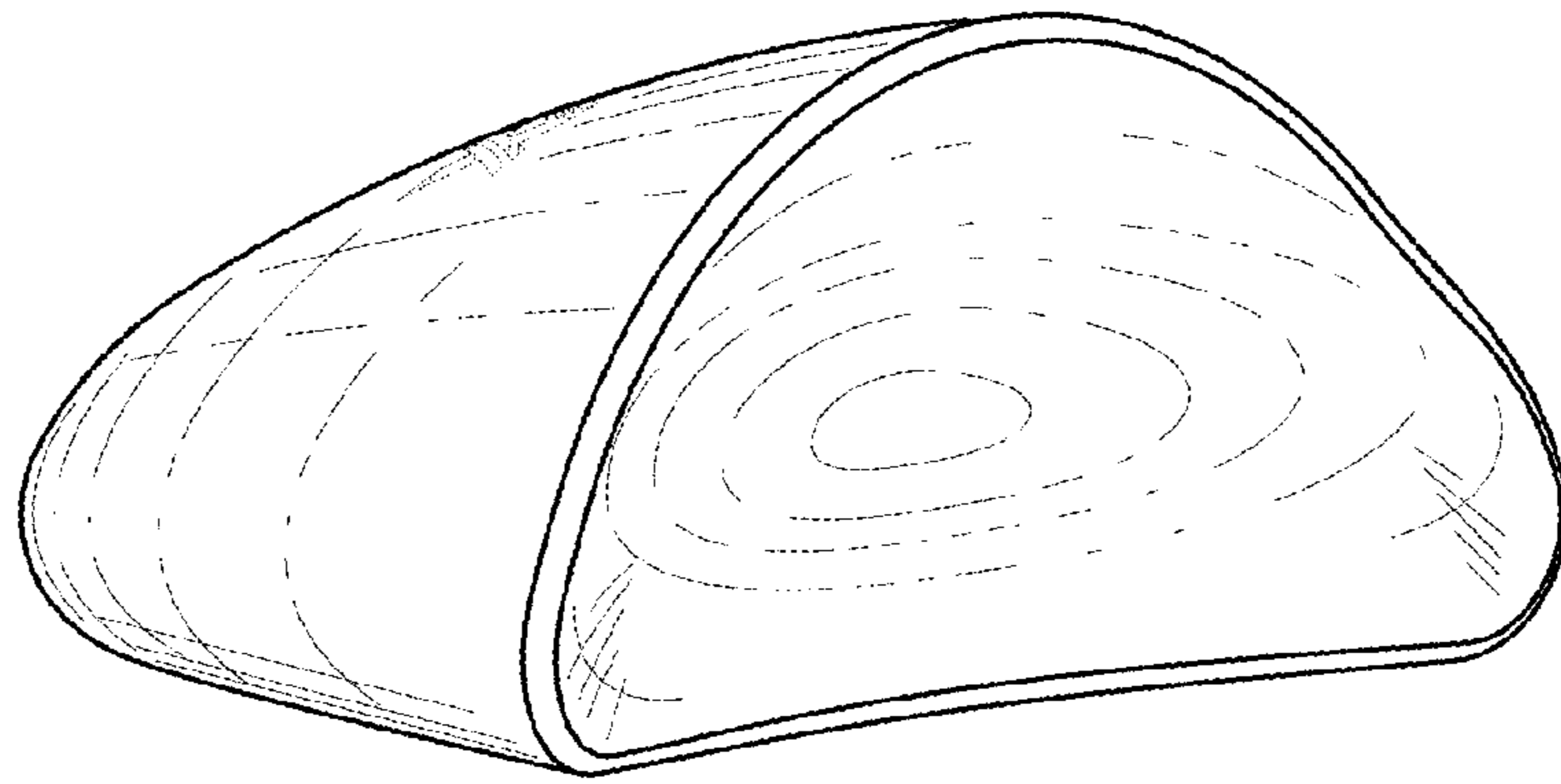


FIG. 8