



US00D730031S

(12) **United States Design Patent**
Javits, Jr.

(10) **Patent No.:** **US D730,031 S**

(45) **Date of Patent:** **** May 26, 2015**

(54) **FOOTWEAR WITH GRID PATTERN**

(71) Applicant: **JAV-JR LLC**, Long Island City, NY
(US)

(72) Inventor: **Eric M. Javits, Jr.**, Long Island City,
NY (US)

(73) Assignee: **JAV-JR LLC**, Long Island City, NY
(US)

(**) Term: **14 Years**

(21) Appl. No.: **29/450,452**

(22) Filed: **Mar. 18, 2013**

(51) **LOC (10) Cl.** **02-99**

(52) **U.S. Cl.**
USPC **D2/946**; D2/965; D2/972

(58) **Field of Classification Search**
USPC D2/896, 916-918, 925-942, 946, 965,
D2/969, 971, 972; 36/1, 7.5-7.8, 8.1, 11.5,
36/45-58, 104, 108; D5/46

See application file for complete search history.

(56) **References Cited**

U.S. PATENT DOCUMENTS

D5,106 S *	7/1871	Hodgson	D5/46
D9,327 S *	6/1876	Landenberger	D5/46
D17,879 S *	11/1887	Coblens	D5/46
D85,248 S *	9/1931	Laird	D2/939
D86,261 S *	2/1932	Morali	D2/939
D91,532 S *	2/1934	Morali	D2/939
D93,515 S *	10/1934	Phifer	D2/941
D93,808 S *	11/1934	Batterman	D2/935
D94,104 S *	12/1934	Weidner	D2/937
D94,233 S *	1/1935	Perugia	D2/935
D94,933 S *	3/1935	Weinstat	D2/935

D96,542 S *	8/1935	Goldberg	D2/939
D98,700 S *	2/1936	Watson	D2/934
D116,913 S *	10/1939	Compton	D2/939
D119,885 S *	4/1940	Lippert	D2/927
D121,887 S *	8/1940	Benjamin	D2/942
D129,278 S *	9/1941	Sutcliffe	D2/940

* cited by examiner

Primary Examiner — Dominic Simone

(74) *Attorney, Agent, or Firm* — Marvin Petry; Stites & Harbison PLLC

(57) **CLAIM**

The ornamental design for footwear with grid pattern, as shown and described.

DESCRIPTION

FIG. 1 is a front elevational view of footwear with grid pattern, the footwear being a shoe, showing my new design.

FIG. 2 is a rear elevational view thereof.

FIG. 3 is a right side elevational view thereof.

FIG. 4 is a left side elevational view thereof.

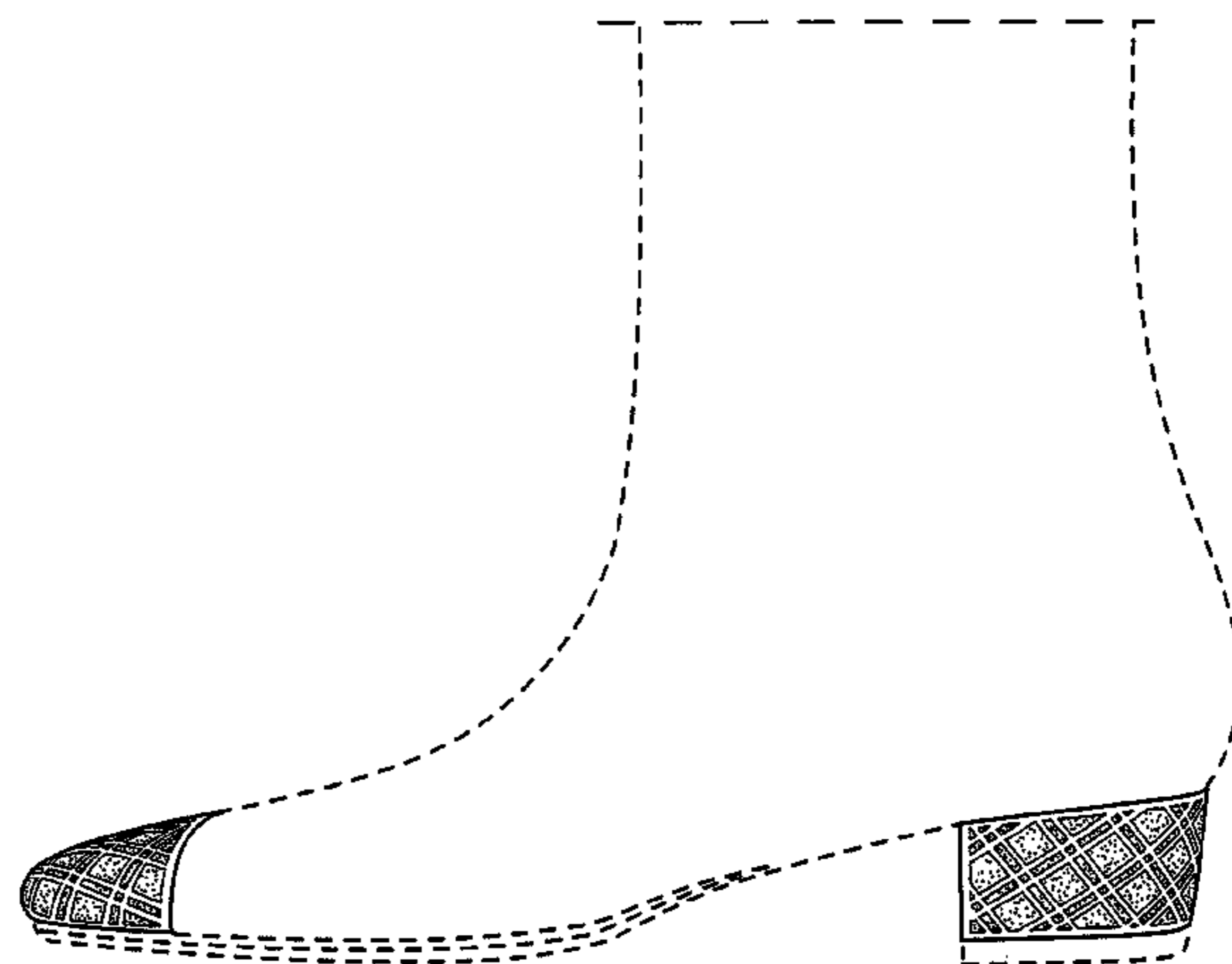

FIG. 5 is a top plan view thereof; and,

FIG. 6 is a right side elevational view of footwear with grid pattern, the footwear being a boot, showing my new design.

The front elevational view, the rear elevational view, the left side elevational view, and the top plan view of the grid pattern are identical to the grid pattern in FIGS. 1, 2, 4 and 5 respectively.

The broken lines show the environment in which the design is associated, namely footwear, the details of which form no part of the claimed design. The spackling in the background of the grid pattern is intended to represent a color which contrasts with the color of the grid lines in the grid pattern.

1 Claim, 6 Drawing Sheets



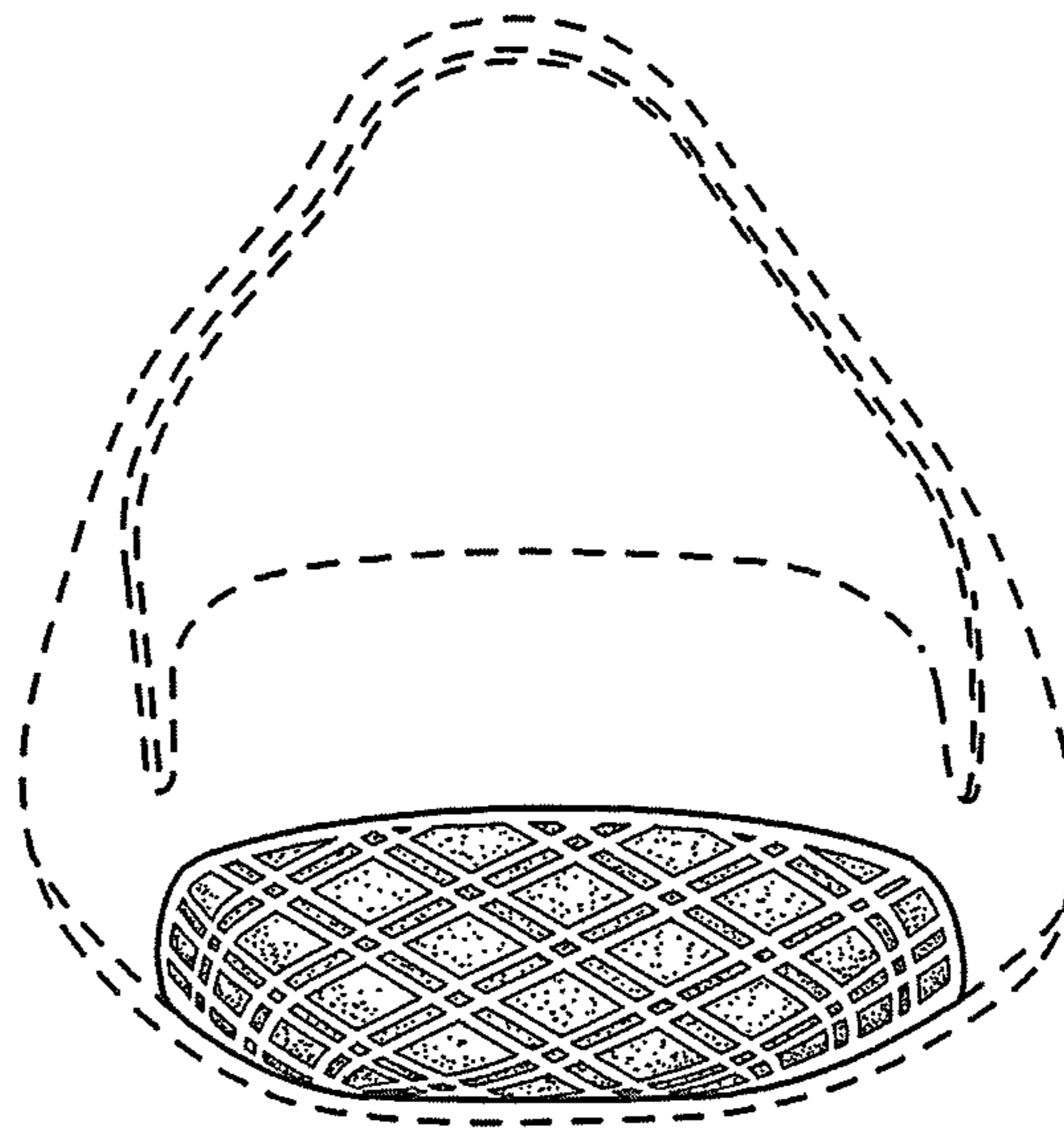


FIG. 1

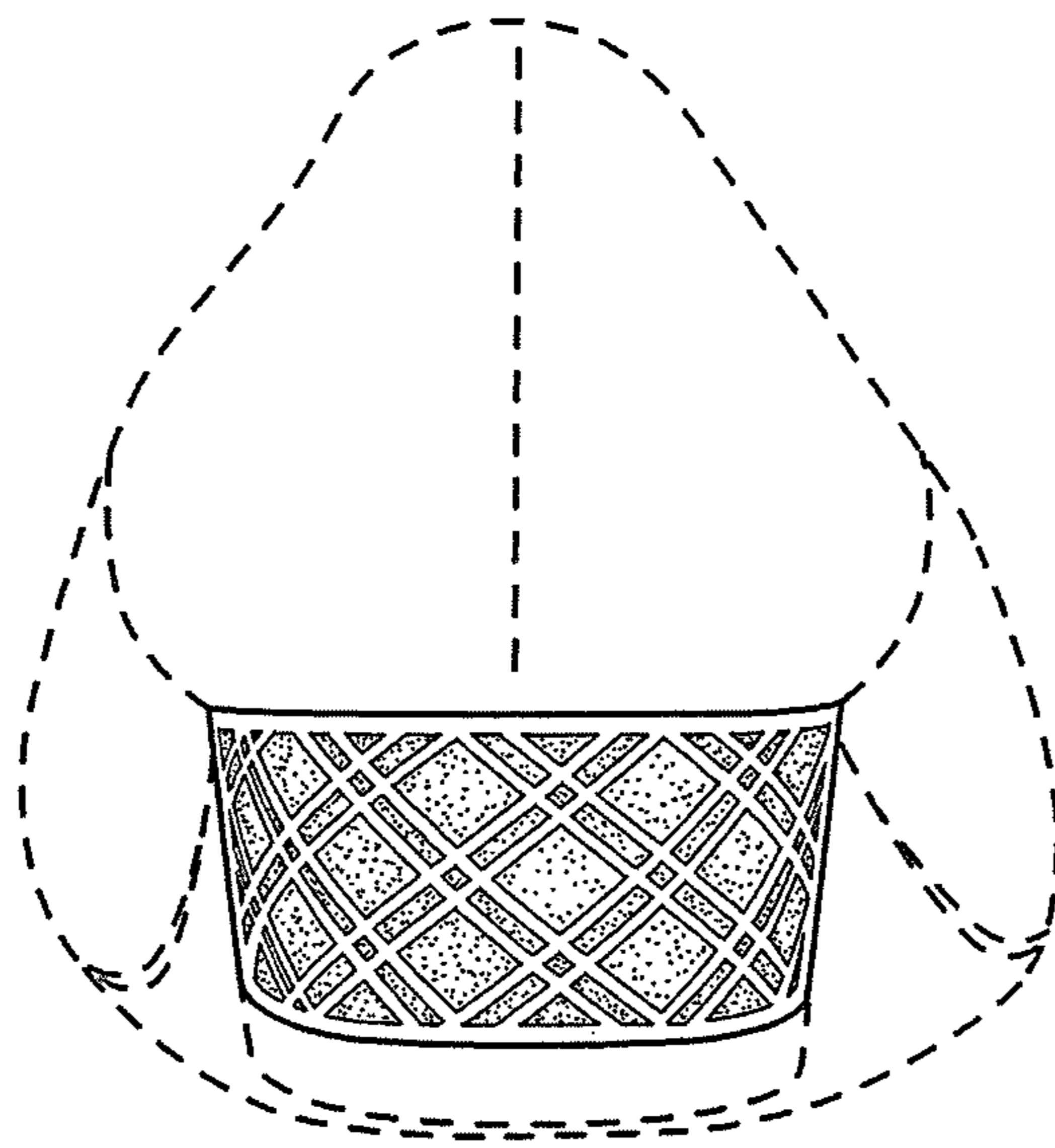


FIG. 2




FIG. 3

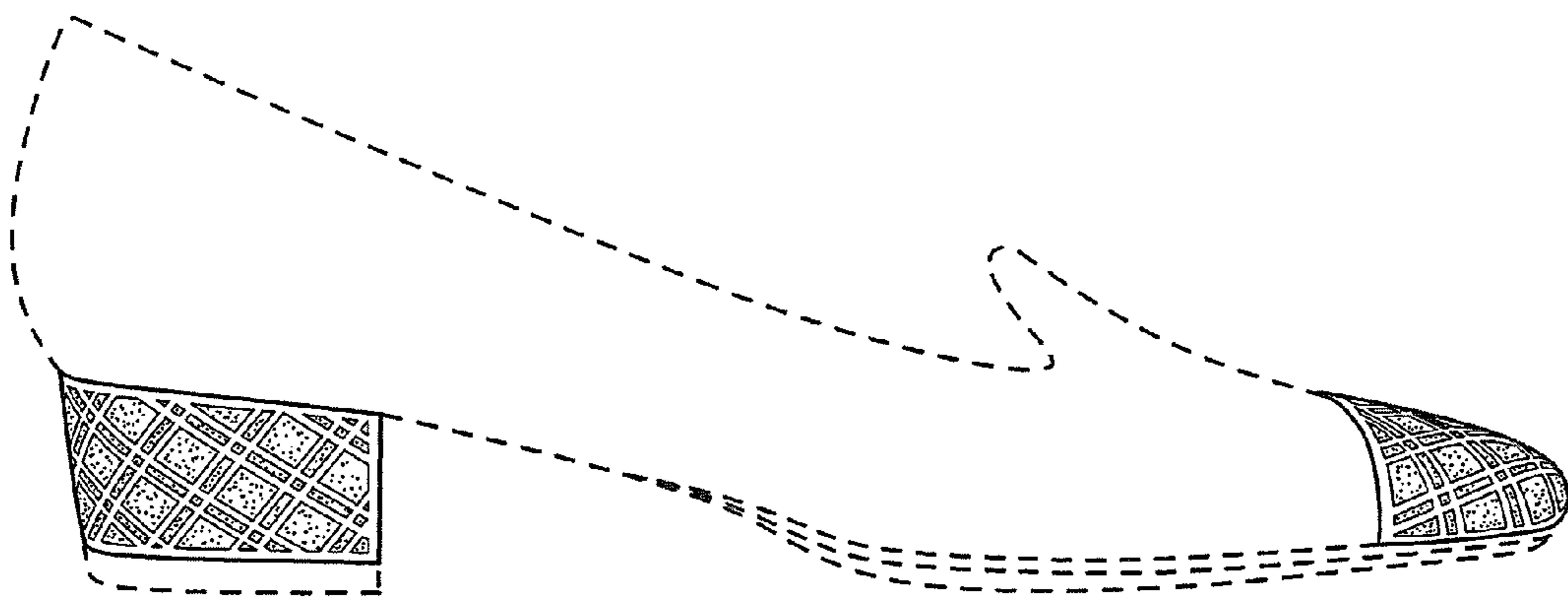


FIG. 4

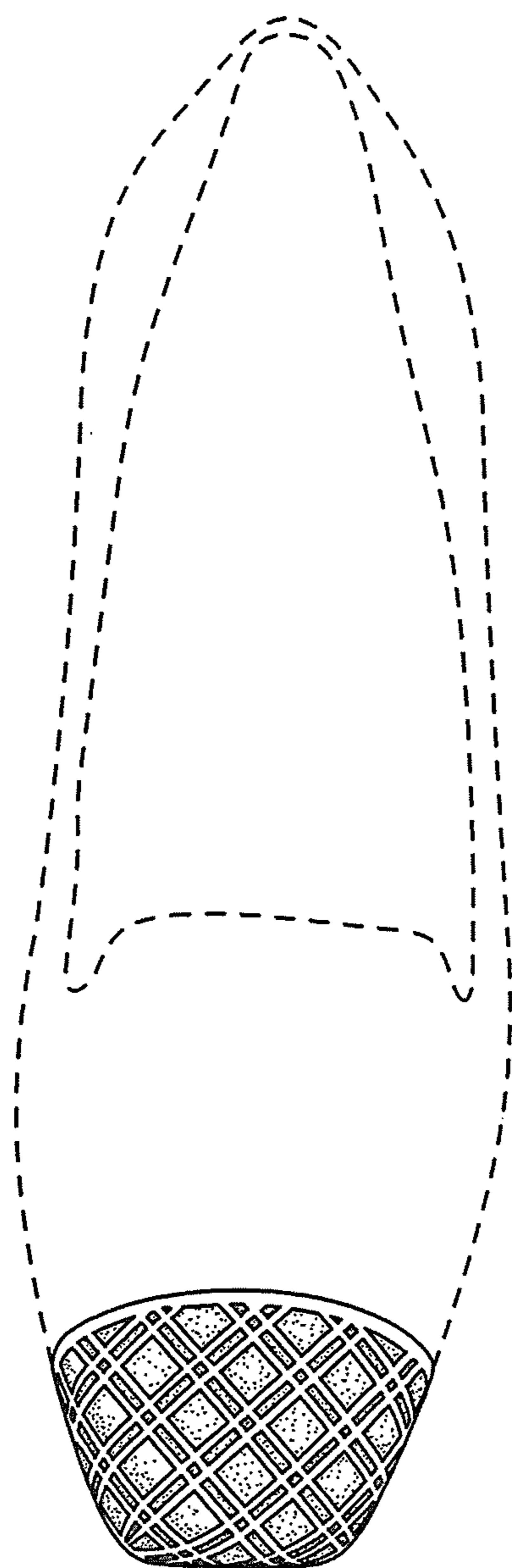


FIG. 5

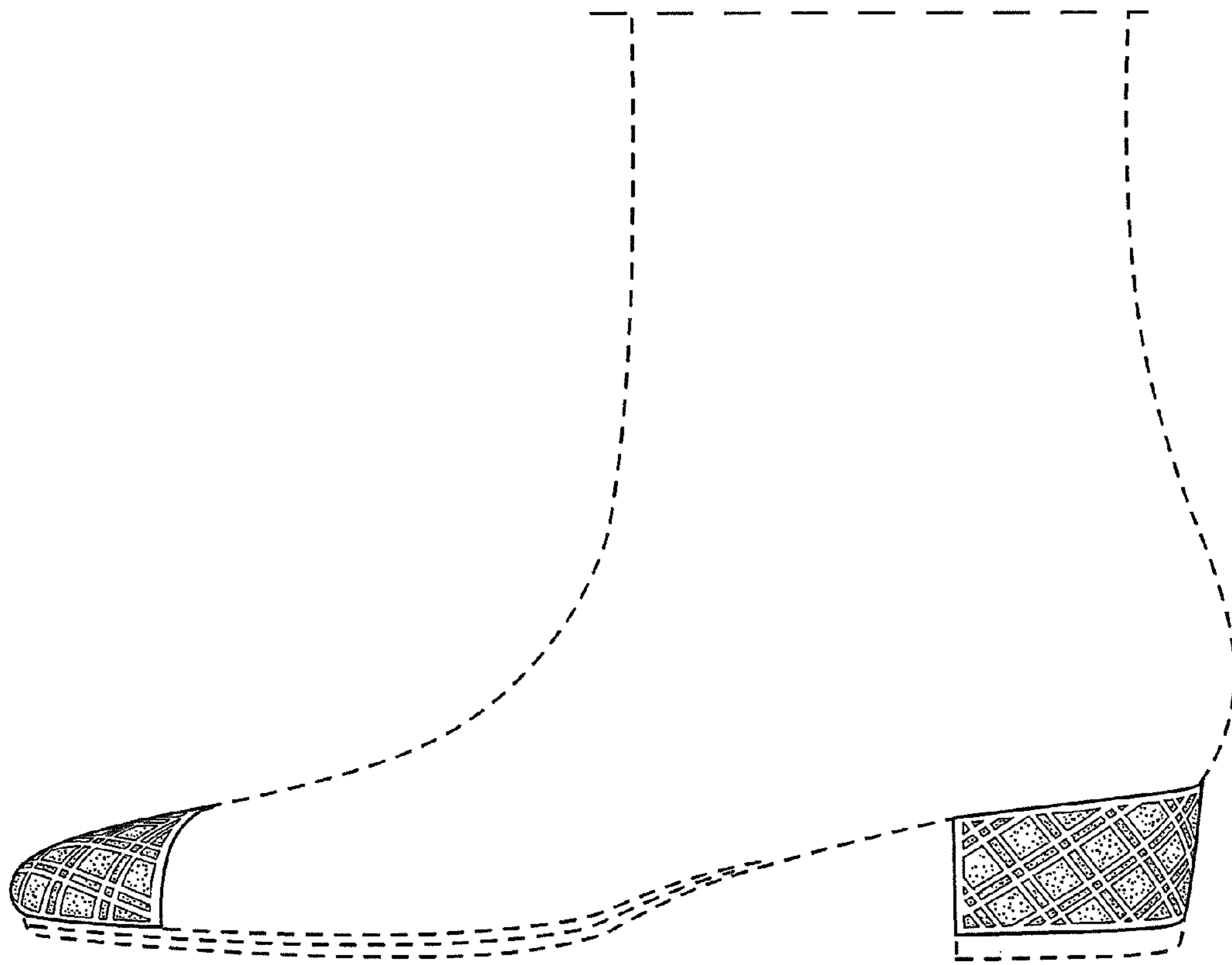


FIG. 6