



US00D730026S

(12) **United States Design Patent**  
**Taestensen**

(10) **Patent No.:** **US D730,026 S**

(45) **Date of Patent:** **\*\* May 26, 2015**

(54) **SHOE**

(71) Applicant: **ECCO Sko A/S**, Bredebro (DK)

(72) Inventor: **Niki Taestensen**, Aabenraa (DK)

(73) Assignee: **ECCO Sko A/S**, Bredebro (DK)

(\*\*) Term: **14 Years**

(21) Appl. No.: **29/457,946**

(22) Filed: **Jun. 14, 2013**

(30) **Foreign Application Priority Data**

Dec. 18, 2012 (EM) ..... 002154740-0014

(51) **LOC (10) Cl.** ..... **02-04**

(52) **U.S. Cl.**  
USPC ..... **D2/925; D2/910**

(58) **Field of Classification Search**  
CPC ..... A43B 21/00; A43B 21/02; A43B 21/06;  
A43B 9/14  
USPC ..... D2/896, 900, 909-911, 925-942, 951,  
D2/953, 964, 965, 971  
See application file for complete search history.

(56) **References Cited**

**U.S. PATENT DOCUMENTS**

D153,059 S \* 3/1949 Conaway ..... D2/930  
D153,060 S \* 3/1949 Conaway ..... D2/939

D312,166 S \* 11/1990 Smith ..... D2/935  
D585,633 S \* 2/2009 Lawler ..... D2/929  
D605,394 S \* 12/2009 Guers-Neyraud ..... D2/971  
D632,474 S \* 2/2011 Issler ..... D2/971  
D632,884 S \* 2/2011 Issler ..... D2/971  
D636,168 S \* 4/2011 Choi ..... D2/971  
D668,844 S \* 10/2012 Wolff ..... D2/910  
D672,539 S \* 12/2012 Della Valle et al. .... D2/927  
D675,816 S \* 2/2013 Guers-Neyraud ..... D2/971  
D679,491 S \* 4/2013 Issler ..... D2/971  
D699,023 S \* 2/2014 Guers-Neyraud ..... D2/925  
D700,420 S \* 3/2014 Guers-Neyraud ..... D2/925  
D712,641 S \* 9/2014 Louboutin ..... D2/939

\* cited by examiner

*Primary Examiner* — Dominic Simone

(74) *Attorney, Agent, or Firm* — McCormick, Paulding & Huber LLP

(57) **CLAIM**

The ornamental design for a shoe, substantially as shown.

**DESCRIPTION**

FIG. 1 is a front, right-hand side perspective view of a shoe comprising a new, original and ornamental design;  
FIG. 2 is a front view thereof;  
FIG. 3 is a right-hand side view thereof;  
FIG. 4 is a left-hand side view thereof,  
FIG. 5 is a rear view thereof,  
FIG. 6 is a top view thereof; and,  
FIG. 7 is a bottom view thereof.

**1 Claim, 3 Drawing Sheets**





FIG. 1




FIG. 2



FIG. 3



FIG. 4




FIG. 5




FIG. 6




FIG. 7