



US00D730024S

(12) **United States Design Patent**  
**McCusker-Short**

(10) **Patent No.:** **US D730,024 S**  
(45) **Date of Patent:** **\*\* May 26, 2015**

(54) **PAIR OF BOOTS WITH RECEPTACLE FOR INTERCHANGEABLE INSERTS**

(71) Applicant: **Susan McCusker-Short**, Reading, MA (US)

(72) Inventor: **Susan McCusker-Short**, Reading, MA (US)

(\*\*) Term: **14 Years**

(21) Appl. No.: **29/476,548**

(22) Filed: **Dec. 13, 2013**

(51) **LOC (10) Cl.** ..... **02-04**

(52) **U.S. Cl.**  
USPC ..... **D2/911**

(58) **Field of Classification Search**  
USPC ..... D2/896, 900, 901, 909-911, 943, 946, D2/969, 970; 36/83, 1.5, 2 R, 109, 3 A, 36/7.1 R, 45, 52, 112, 100  
See application file for complete search history.

(56) **References Cited**

**U.S. PATENT DOCUMENTS**

1,583,274 A	5/1926	Bostock	
D101,277 S *	9/1936	Issaly .....	D2/910
D123,668 S *	11/1940	Donner .....	D2/911
D126,743 S *	4/1941	Coleman .....	D2/901
D155,573 S *	10/1949	Bingham, Jr. ....	D2/910
2,801,477 A	8/1957	Adams et al.	
2,948,070 A	8/1960	Lewis	
3,270,442 A	9/1966	Berkowitz et al.	
3,319,360 A	5/1967	Nadler	
3,373,510 A	3/1968	Meszaros et al.	
3,582,993 A	6/1971	Keller	
3,601,909 A	8/1971	Amendola	
D222,224 S *	10/1971	Mickens .....	D2/901
D306,921 S *	3/1990	Pettinelli .....	D29/120.1

(Continued)

**FOREIGN PATENT DOCUMENTS**

EP	19860303743 A3	1/1989
WO	WO2013048612 A1	4/2013

*Primary Examiner* — Ian Simmons  
*Assistant Examiner* — Rashida C McCoy  
(74) *Attorney, Agent, or Firm* — Kaleb Pan

(57) **CLAIM**  
The ornamental design for a pair of boots with receptacle for interchangeable inserts, as shown and described.

**DESCRIPTION**

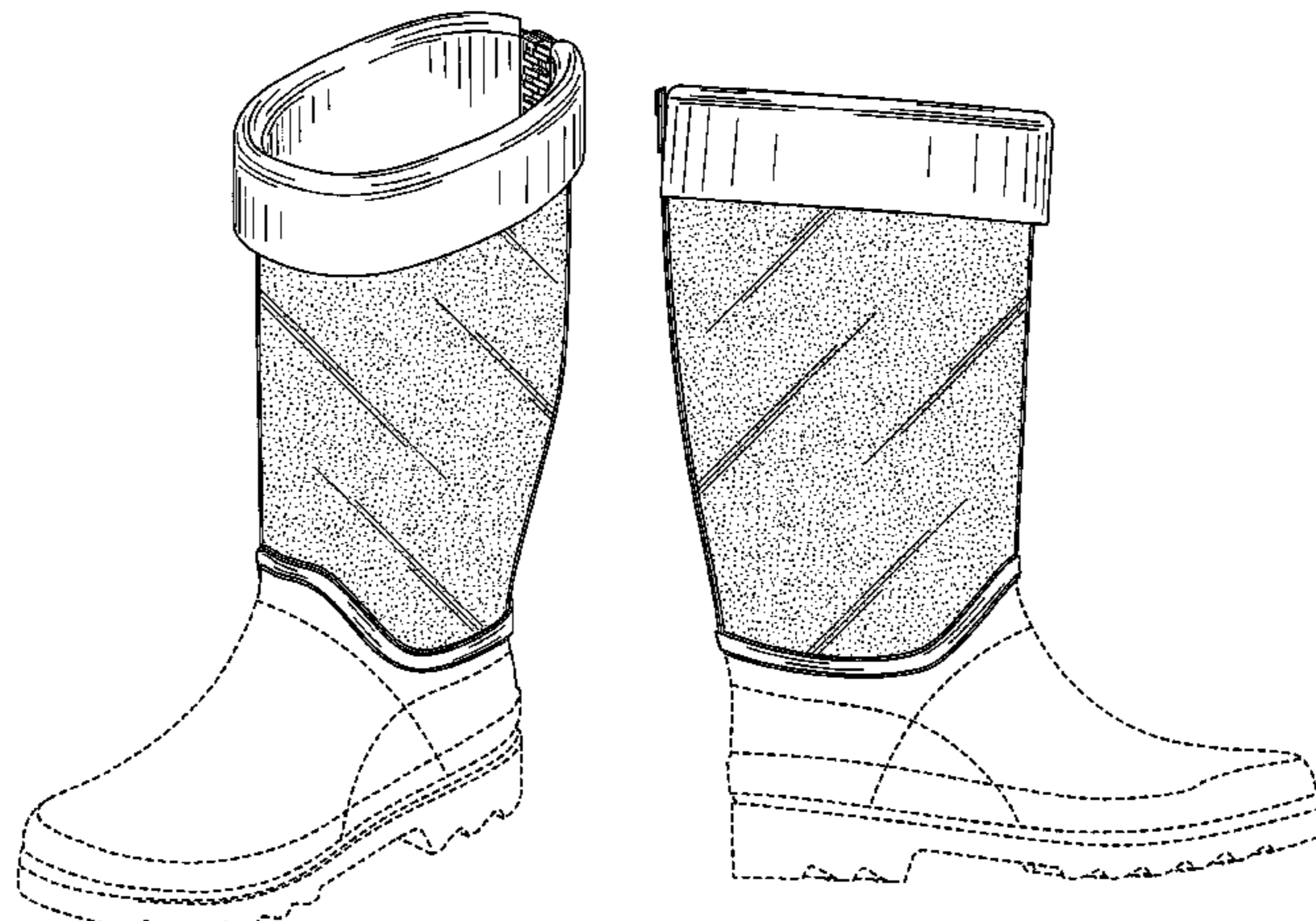
FIG. 1: front perspective view, cuff down, removable insert in place  
 FIG. 2: left side orthogonal view, cuff down, removable insert in place  
 FIG. 3: right side orthogonal view, cuff down, removable insert in place  
 FIG. 4: front orthogonal view, cuff down, removable insert in place  
 FIG. 5: rear orthogonal view, cuff down, removable insert in place  
 FIG. 6: top side view, cuff down, removable insert in place  
 FIG. 7: bottom side view, cuff down, removable insert in place  
 FIG. 8: front perspective view, cuff up, with removable insert removed  
 FIG. 9: front orthogonal view, cuff up, with removable insert removed; and,  
 FIG. 10: rear orthogonal view, cuff up, with removable insert removed.

The figures depict the left side boot only. The right side boot has the identical design as the left boot and the claim is directed towards the design as applied to both the right and left boots.

The broken lines showing the remainder of the boot and removable inserts are unclaimed environment and form no part of the claim.

The design of the boot is characterized by a receptacle in the shaft or throat of the boot where removable inserts can be inserted or removed. A cuff around the top of the boot can be folded down to cover the receptacle and inserts.

**1 Claim, 8 Drawing Sheets**



(56)

**References Cited**

U.S. PATENT DOCUMENTS

4,924,613	A	5/1990	Levin	D666,792	S	9/2012	Zambito
4,995,174	A	2/1991	Hong et al.	8,316,563	B2	11/2012	Wegner
5,175,888	A	1/1993	Clark	8,387,284	B2	3/2013	Baum
5,311,676	A	5/1994	Brown et al.	8,413,351	B1	4/2013	Watters et al.
5,367,795	A	11/1994	Iverson et al.	8,453,265	B2	6/2013	Forte et al.
5,501,022	A	3/1996	Cohn	8,474,146	B2	7/2013	Hartford et al.
5,632,044	A	5/1997	Sloot	8,479,415	B2	7/2013	Berger et al.
5,943,698	A	8/1999	Blanks	2005/0005478	A1	1/2005	James
5,960,476	A	10/1999	Danzy	2005/0235522	A1	10/2005	Crowley et al.
6,115,948	A	9/2000	Mitchell	2006/0143951	A1	7/2006	Yang et al.
6,455,128	B1	9/2002	Moon	2008/0229615	A1	9/2008	Yu
6,729,058	B2	5/2004	Ferguson	2011/0000103	A1	1/2011	Hahn
7,454,856	B2	11/2008	Passman	2012/0291179	A1	11/2012	Shea
D599,984	S *	9/2009	Madden ..... D2/910	2013/0014408	A1	1/2013	Neilson
7,698,834	B1	4/2010	Courville	2013/0097893	A1	4/2013	Rabinovitch
D623,385	S *	9/2010	Stansberry et al. .... D2/910	2013/0198937	A1	8/2013	Worth
8,001,706	B2	8/2011	Jeffers et al.	2013/0227856	A1	9/2013	Cooks
				2013/0263468	A1	10/2013	Ciccarelli
				2013/0291408	A1	11/2013	Fusco

\* cited by examiner

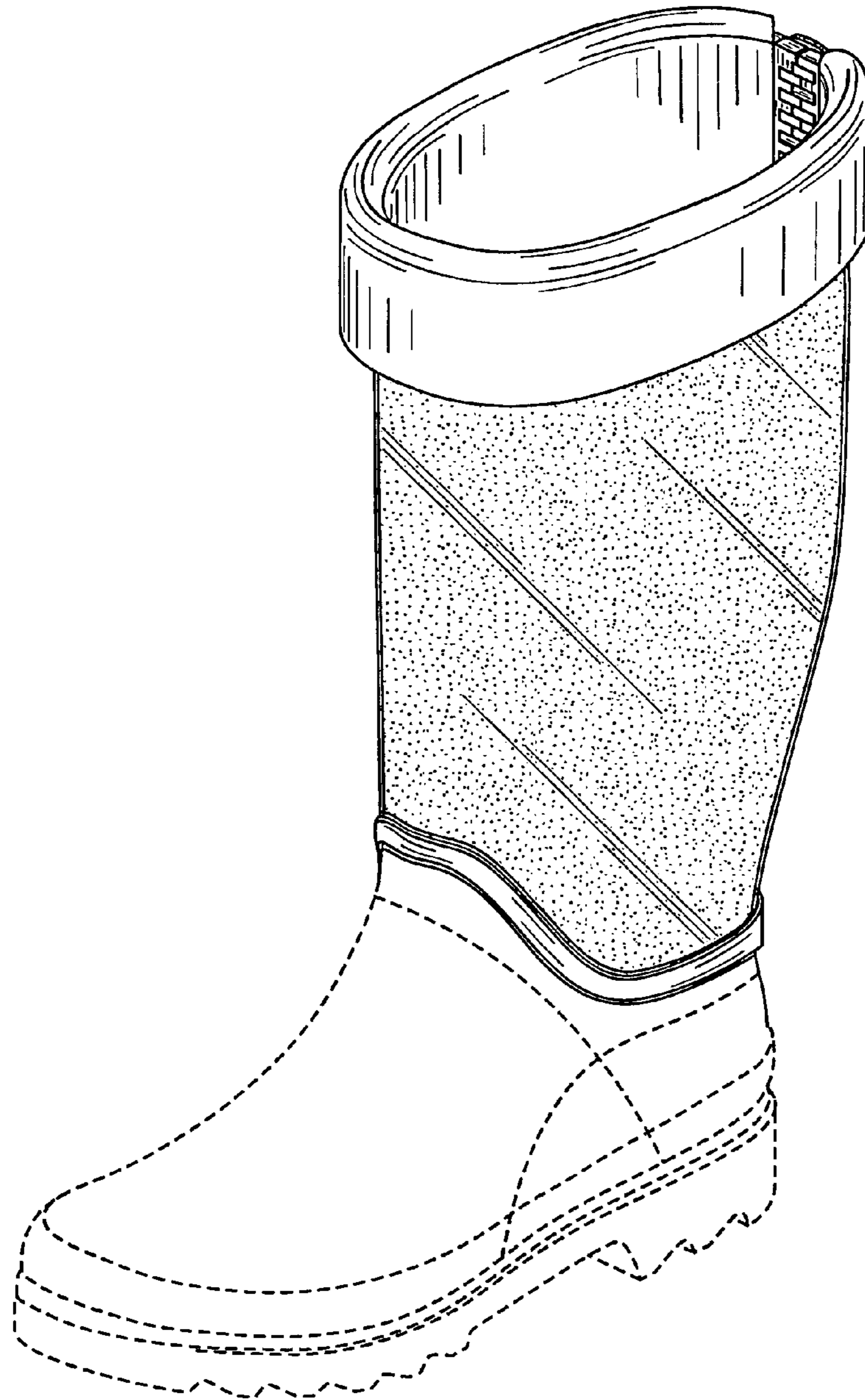


FIG. 1

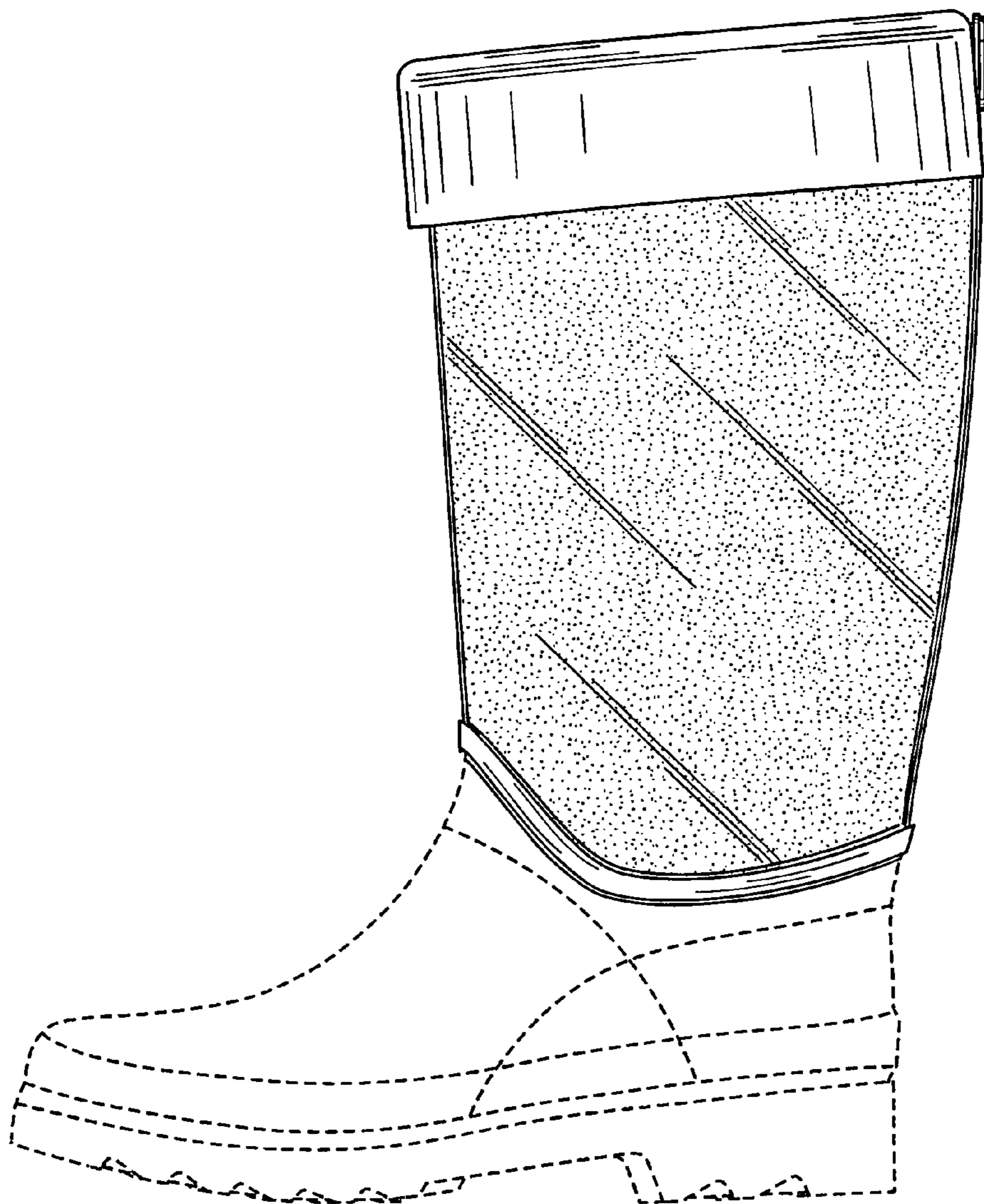


FIG. 2

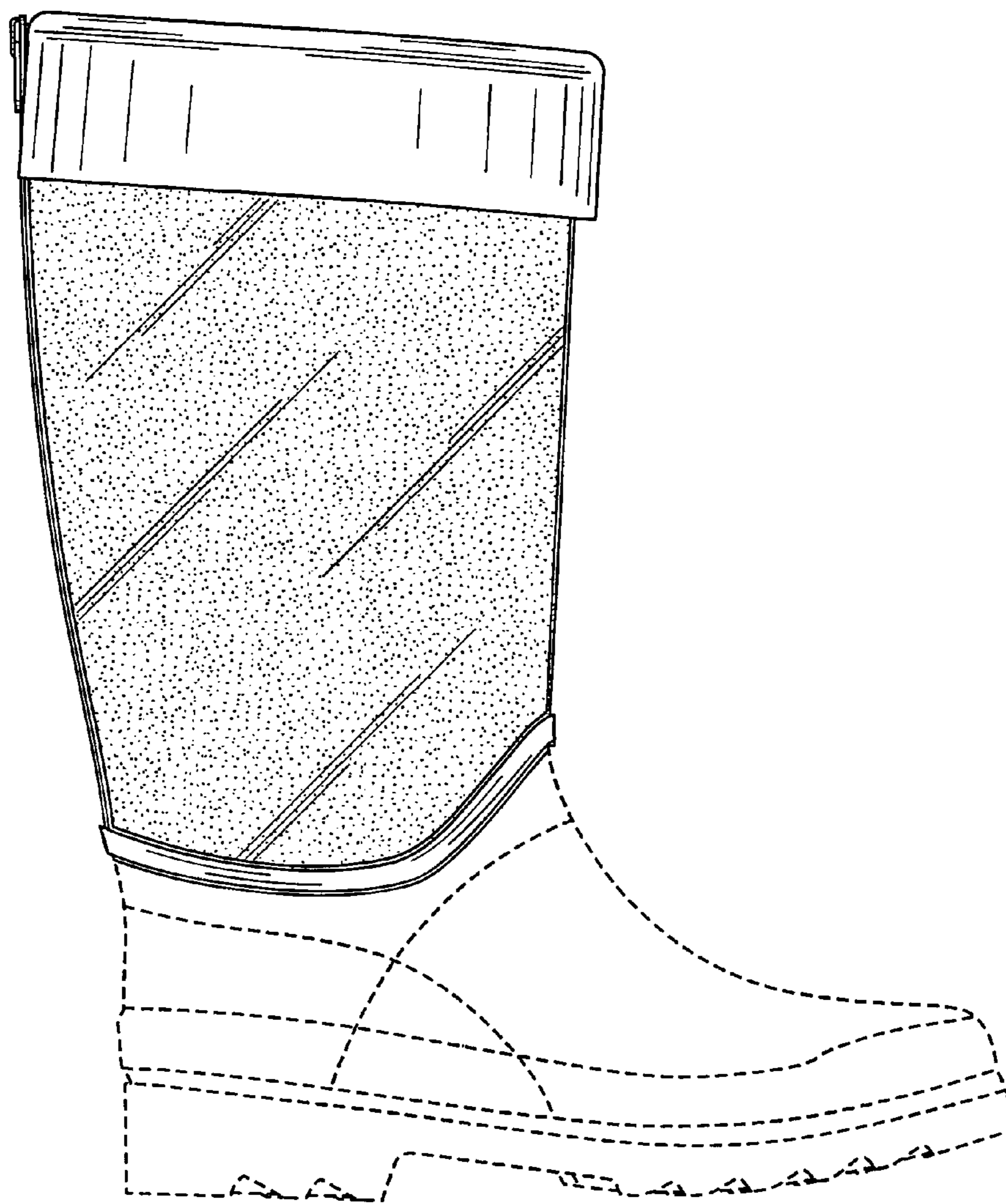


FIG. 3

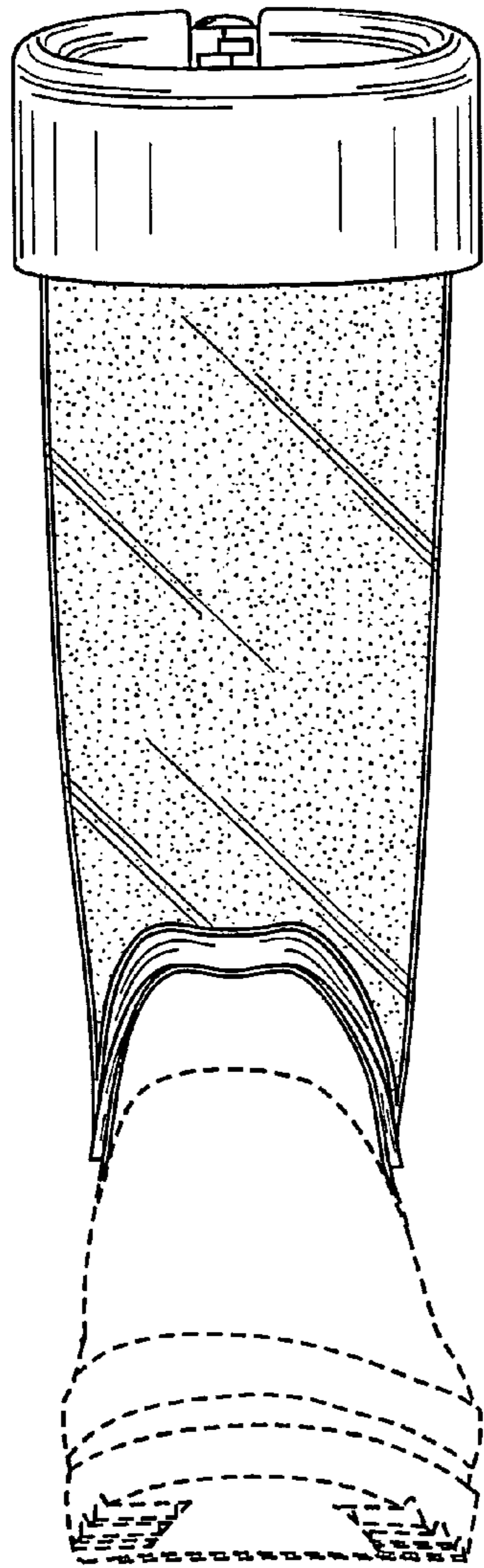


FIG. 4

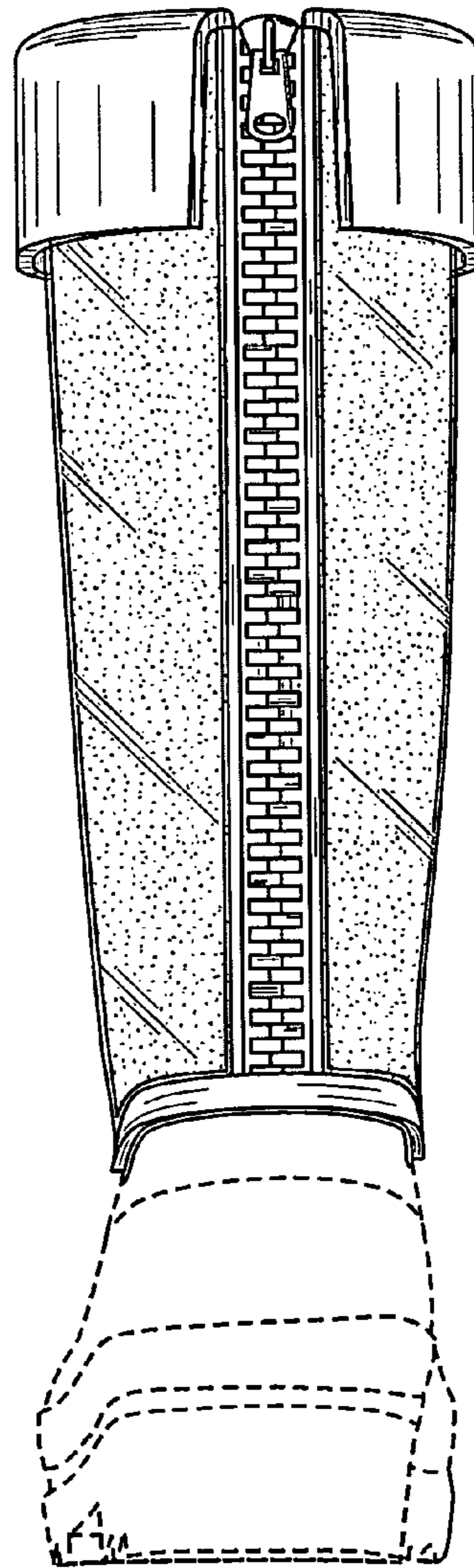


FIG. 5

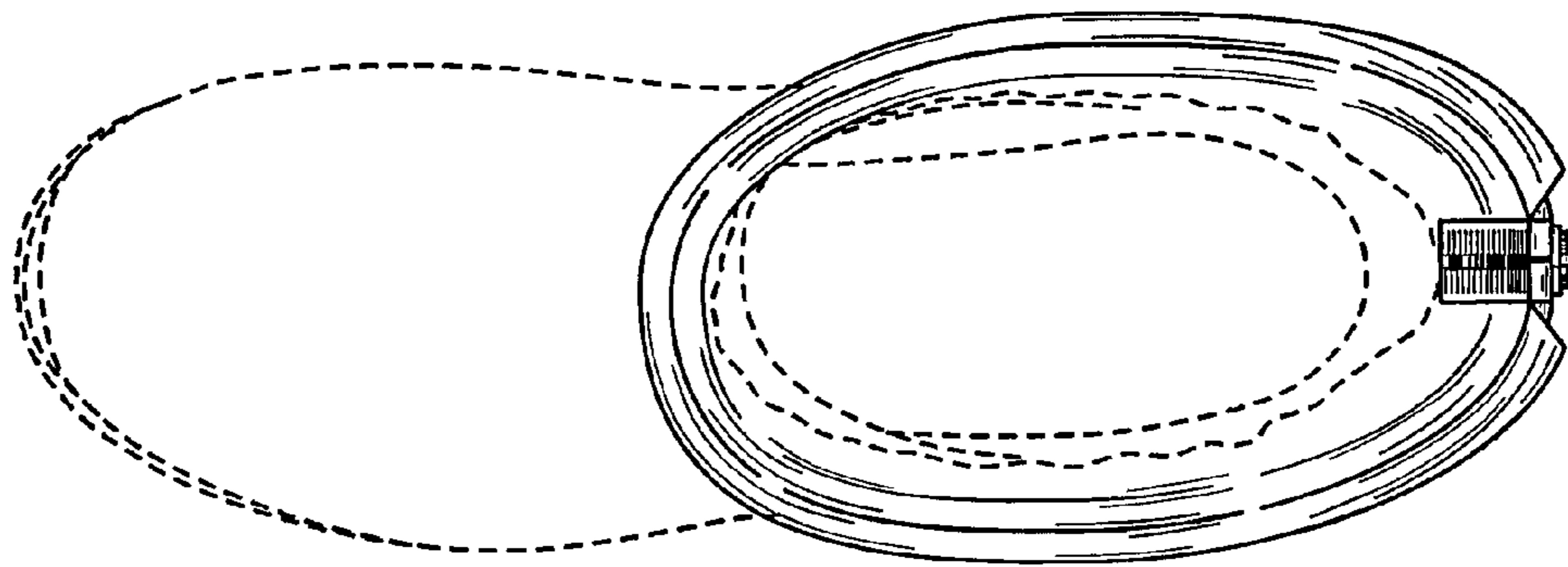


FIG. 6

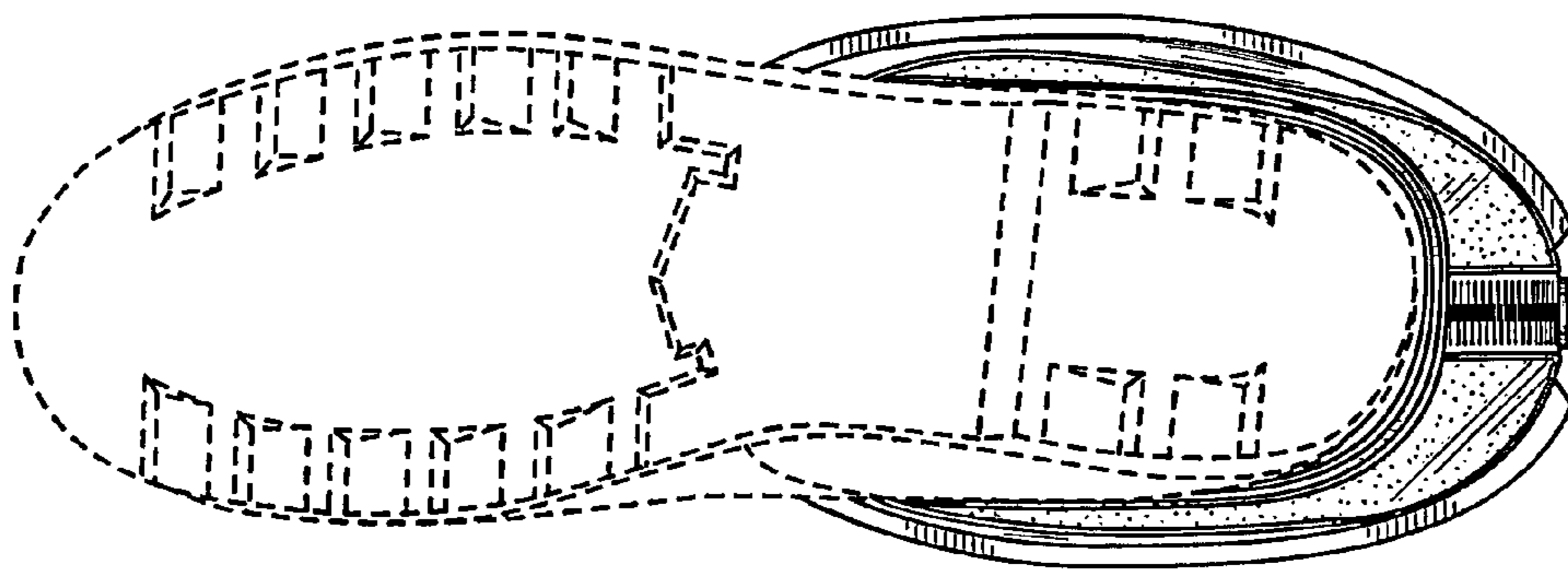


FIG. 7

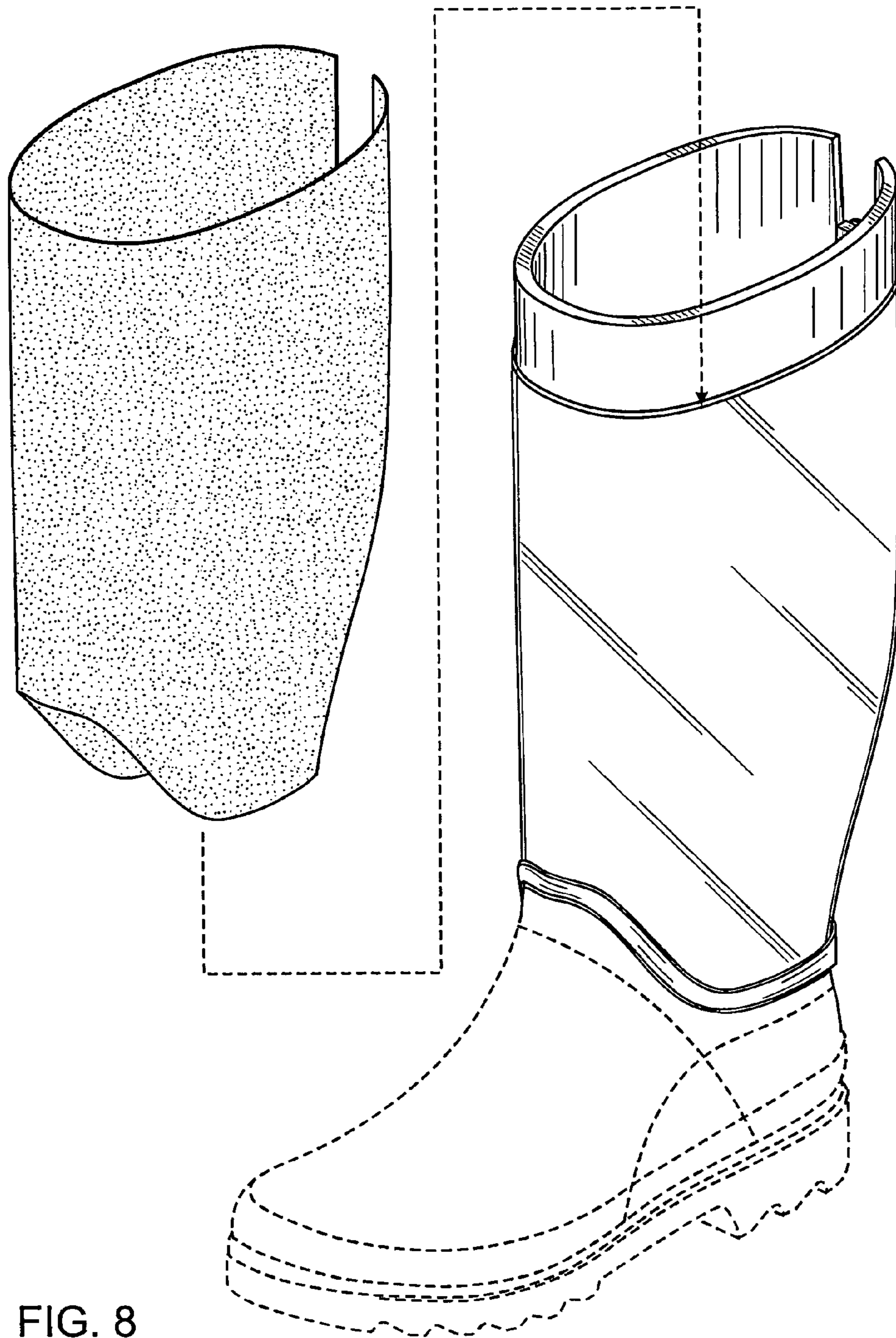


FIG. 8



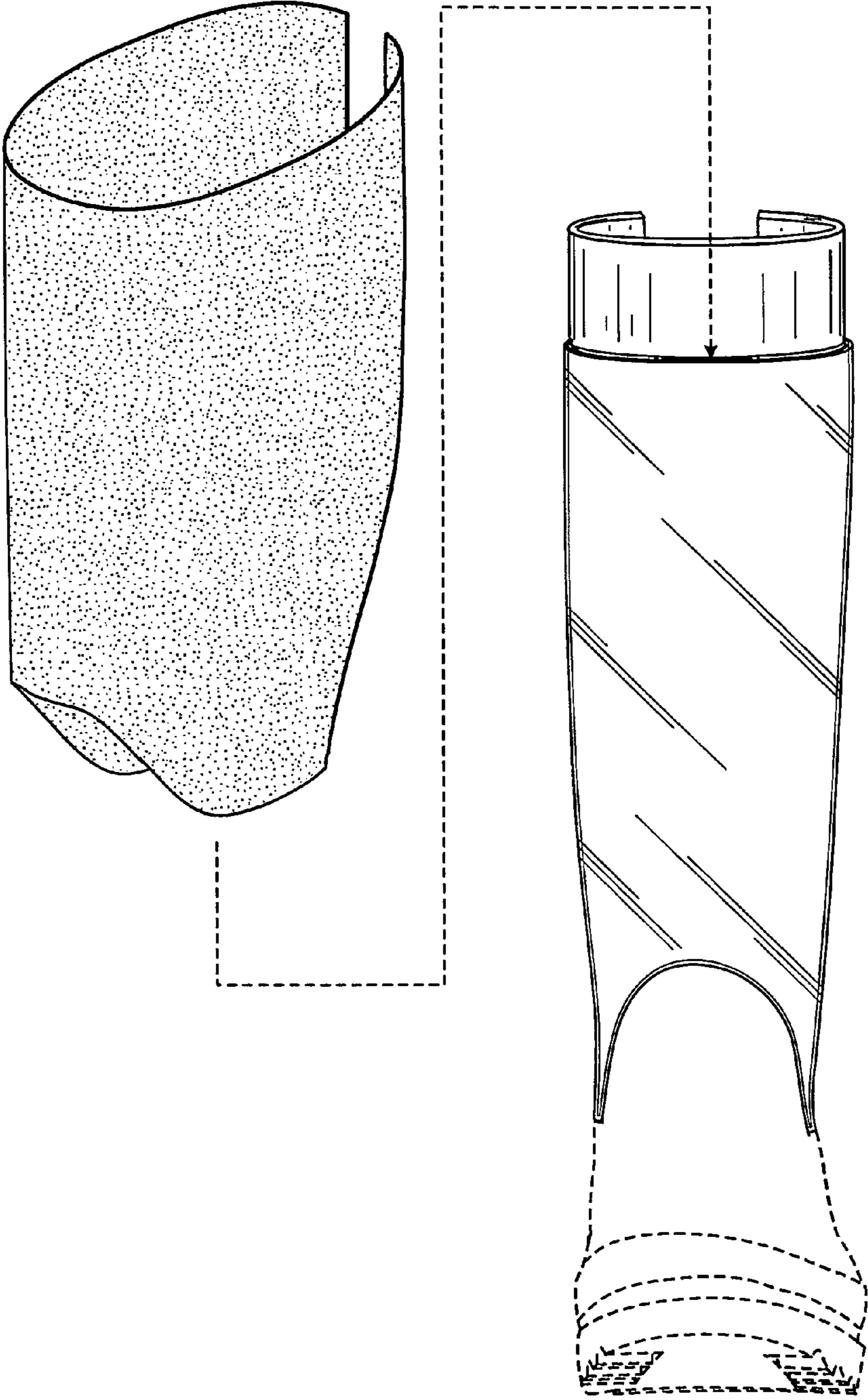


FIG.9

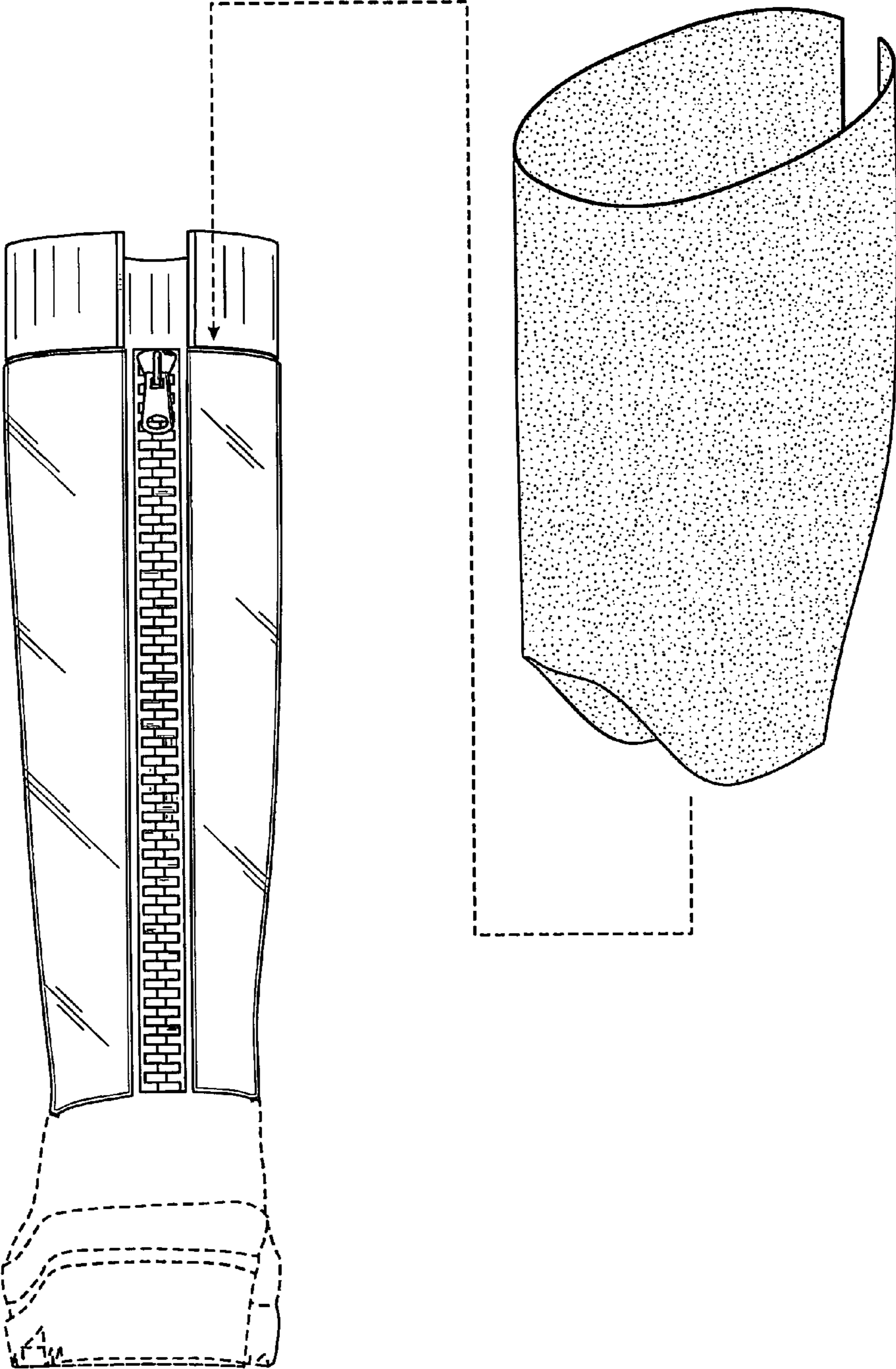


FIG.10