

US00D730012S

(12) **United States Design Patent**  
**Speasl, Jr.**

(10) **Patent No.:** **US D730,012 S**  
(45) **Date of Patent:** **\*\* May 19, 2015**

(54) **LARGE BALL CART**

(71) Applicant: **John A. Speasl, Jr.**, North Bend, OR  
(US)

(72) Inventor: **John A. Speasl, Jr.**, North Bend, OR  
(US)

(\*\*) Term: **14 Years**

(21) Appl. No.: **29/466,507**

(22) Filed: **Sep. 9, 2013**

(51) **LOC (10) Cl.** ..... **12-02**

(52) **U.S. Cl.**  
USPC ..... **D34/21**

(58) **Field of Classification Search**  
CPC ..... B62B 2205/06; B62B 3/02; B62B 3/027;  
B62B 3/12; B62B 5/0002; B62B 5/06  
USPC ..... D34/12-27; 280/47.35, 47.34, 47.19,  
280/47.24, 47.26, 79.3, 99.11, 79.2, 659,  
280/654, 33.991, 651, 655, 43.1, 641, 652;  
211/49.1, 194, 126.1, 134, 187, 188,  
211/189

See application file for complete search history.

(56) **References Cited**

**U.S. PATENT DOCUMENTS**

D176,250 S *	12/1955	Del Guidice	.....	D34/17
D186,980 S *	1/1960	Moliter	.....	D34/17
3,407,959 A *	10/1968	Mondineu	.....	220/6
3,702,018 A *	11/1972	Wood	.....	280/47.34
D292,135 S *	9/1987	Grube et al.	.....	D34/24
5,265,892 A *	11/1993	Said	.....	280/30
D352,148 S *	11/1994	Shively et al.	.....	D34/25
5,649,718 A *	7/1997	Groglio	.....	280/641

5,915,722 A *	6/1999	Thrasher et al.	.....	280/649
6,070,899 A *	6/2000	Gines	.....	280/651
6,328,329 B1 *	12/2001	Smith	.....	280/639
D522,207 S *	5/2006	Gregory	.....	D34/21
7,213,821 B1 *	5/2007	Johnson	.....	280/79.2
D590,567 S *	4/2009	Latham	.....	D34/27
D601,772 S *	10/2009	de Rueda et al.	.....	D34/12
D649,320 S *	11/2011	Renfrew et al.	.....	D34/12
D668,419 S *	10/2012	Nicholson	.....	D34/14
8,408,581 B1 *	4/2013	Hunter	.....	280/651
D693,533 S *	11/2013	Rakoci-Anderson	.....	D34/12
D702,909 S *	4/2014	Stopp	.....	D34/12
2011/0115198 A1 *	5/2011	Dobrachinski	.....	280/651

\* cited by examiner

*Primary Examiner* — Cynthia Ramirez

(74) *Attorney, Agent, or Firm* — Robert E. Howard

(57) **CLAIM**

The ornamental design for a large ball cart, as shown and described.

**DESCRIPTION**

FIG. 1 is a rear perspective view of the large ball cart of the present invention with its flexible fold back top shown zipped shut;

FIG. 2 is a front elevational view thereof, the rear elevational view being identical thereto;

FIG. 3 is a top plan view thereof;

FIG. 4 is a left side elevational view thereof, the right side elevation view being identical thereto; and,

FIG. 5 is a bottom plan view thereof.

The broken line showing of wheels is included for the purpose of illustrating portions of the large ball holder and forms no part of the claimed design.

**1 Claim, 3 Drawing Sheets**

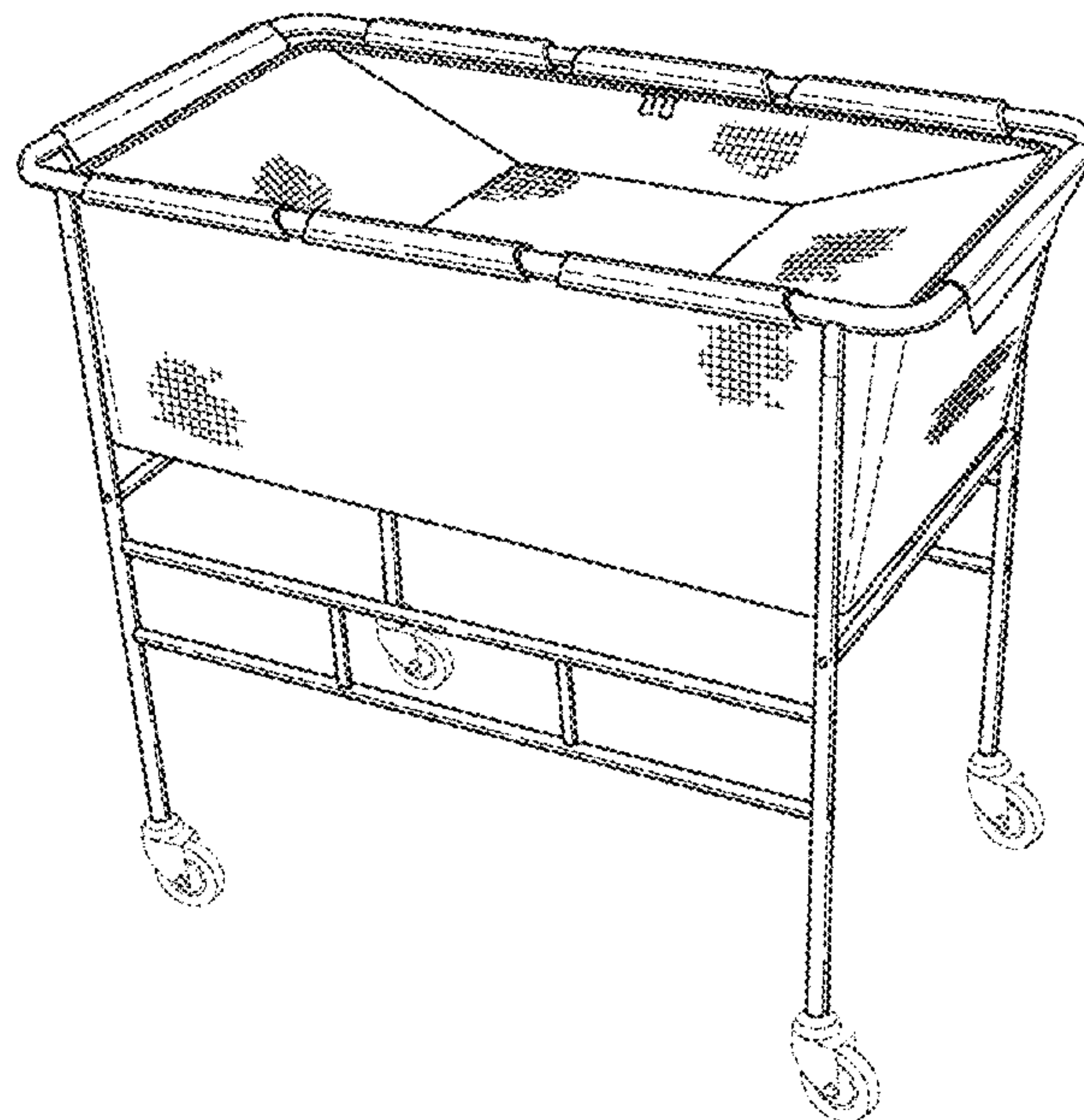
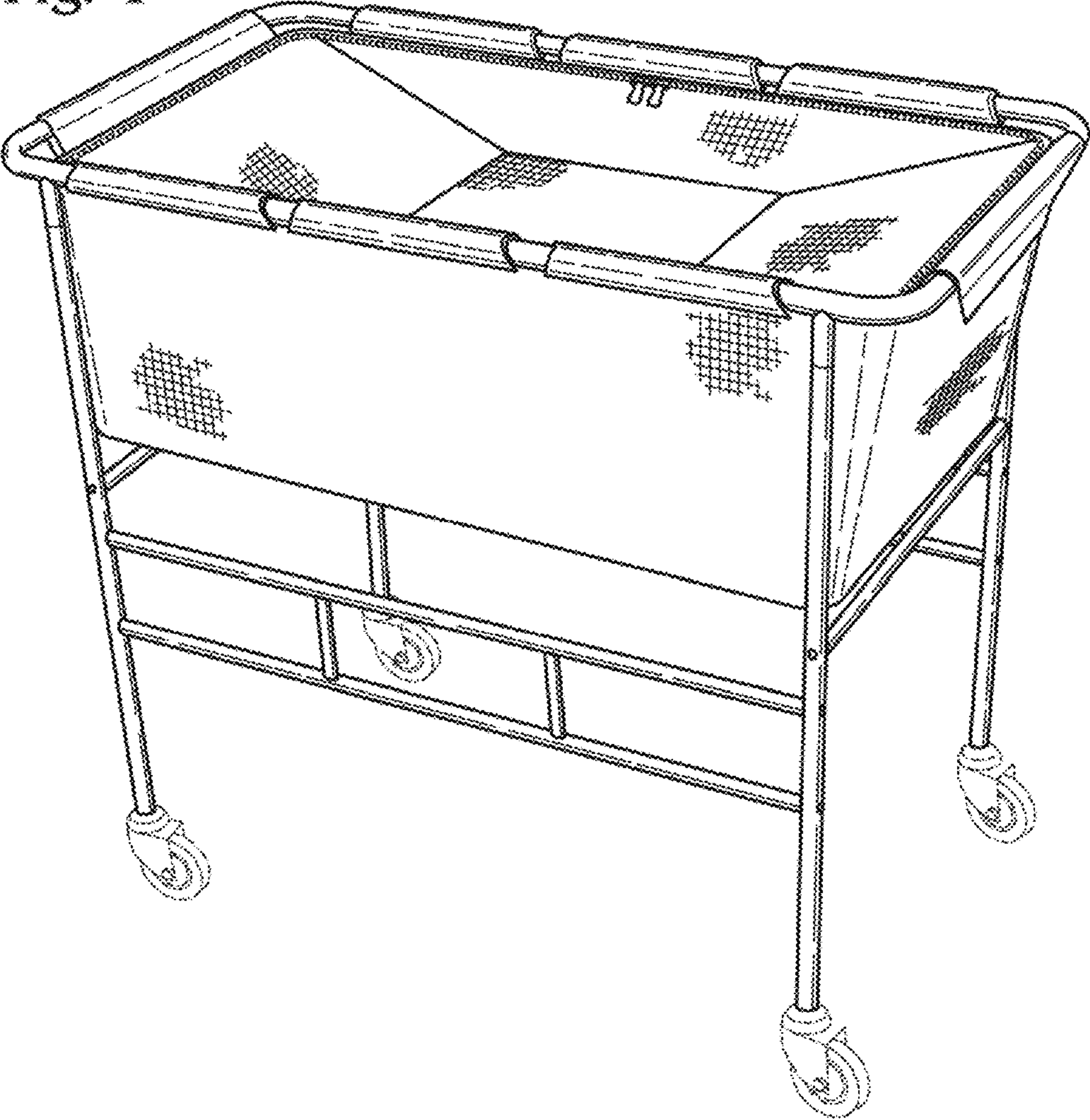


Fig. 1





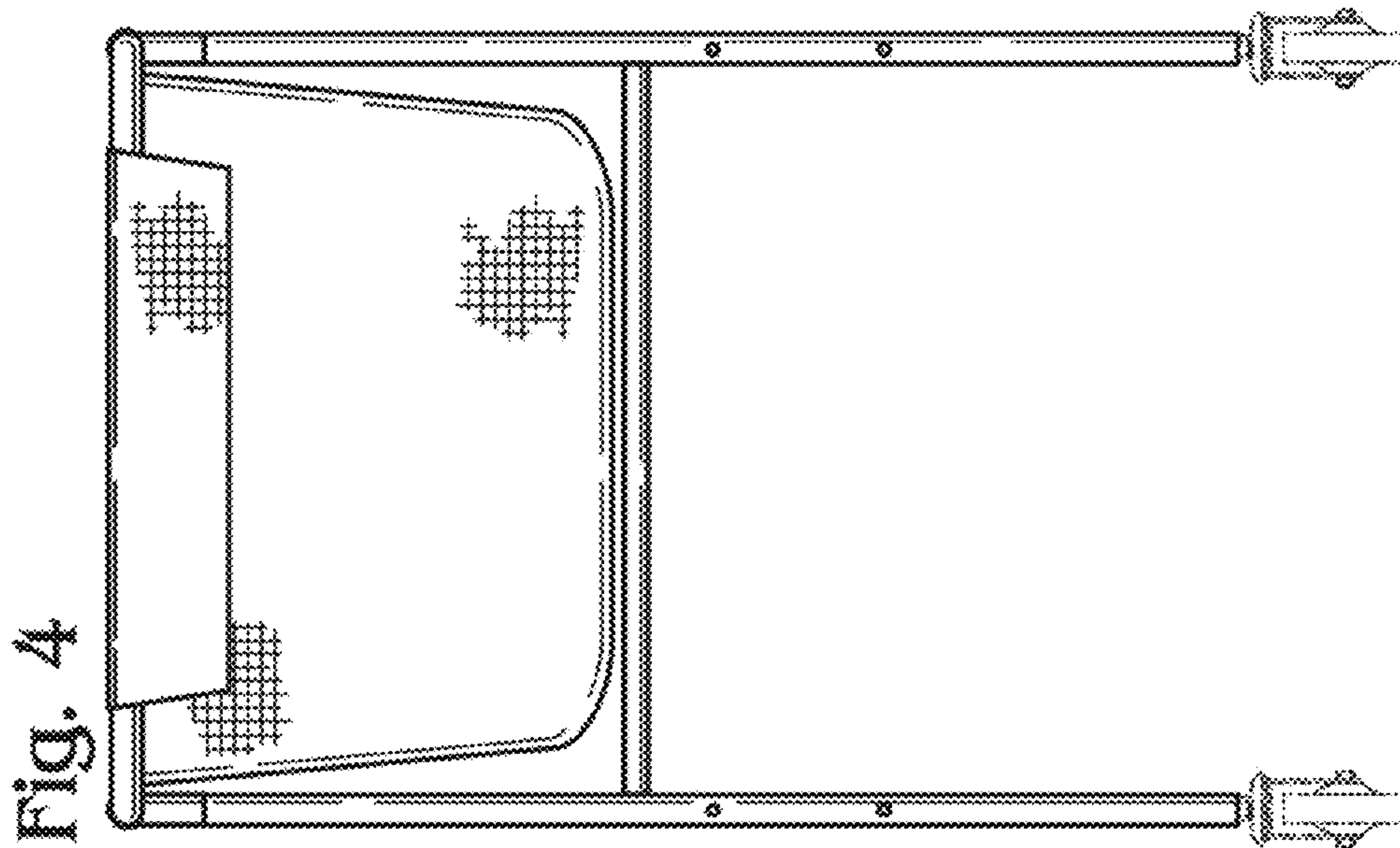


Fig. 4

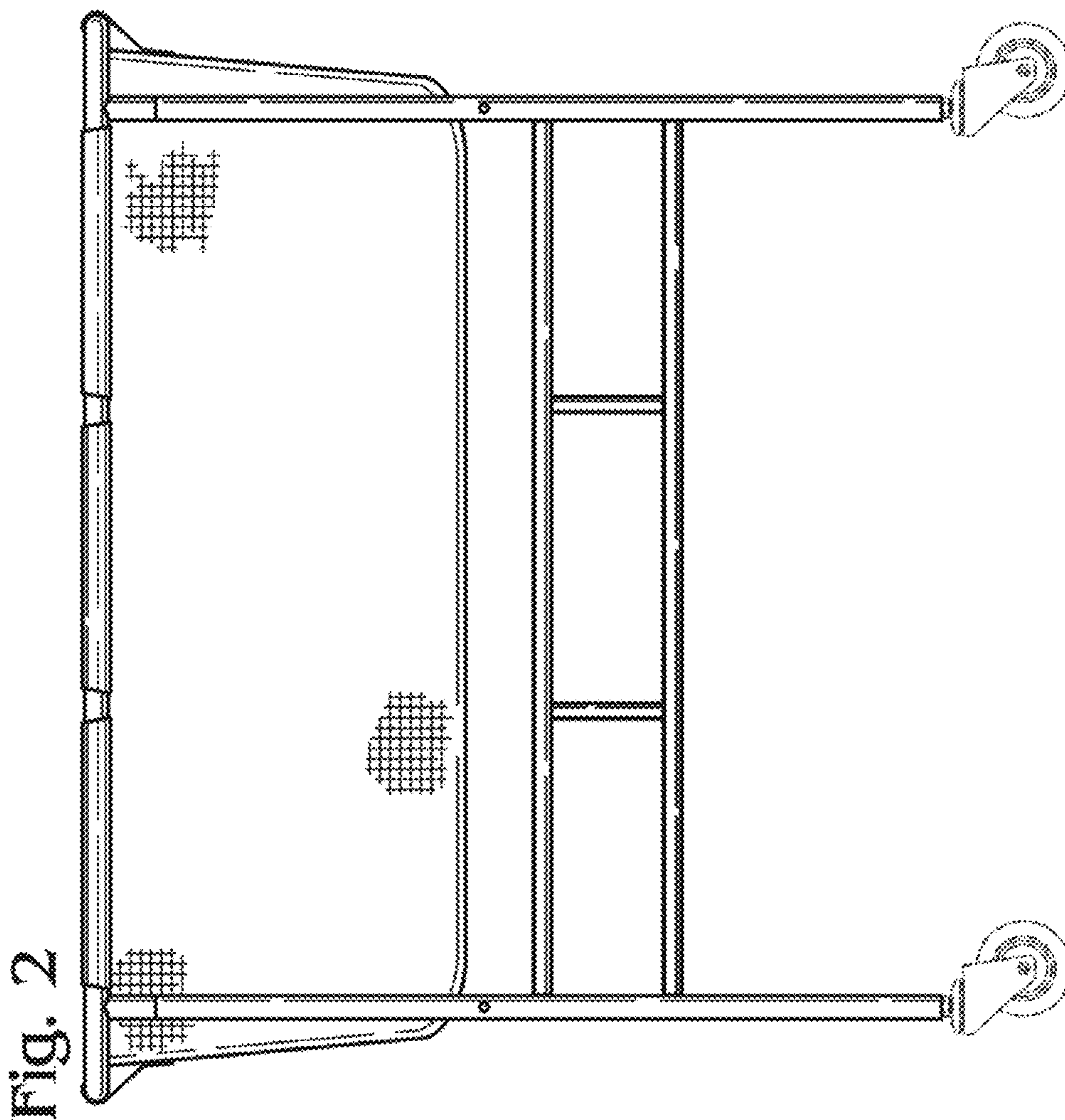


Fig. 2

Fig. 3

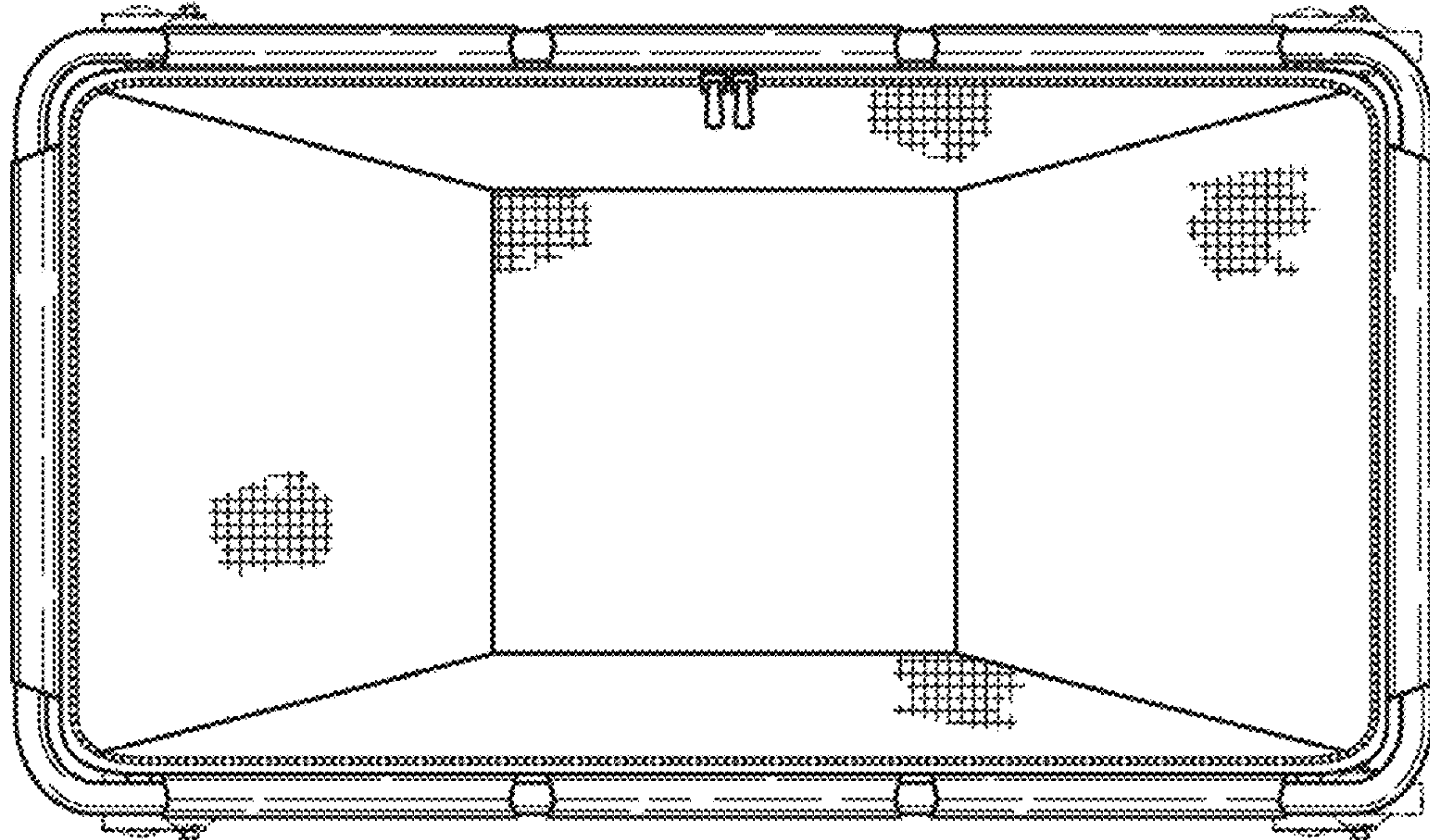


Fig. 5

