



US00D729972S

(12) **United States Design Patent**  
**Wanders**

(10) **Patent No.:** **US D729,972 S**  
(45) **Date of Patent:** **\*\* May 19, 2015**

(54) **LAMP**

D450,881 S \* 11/2001 Burke ..... D26/112  
D471,310 S \* 3/2003 Stokes ..... D26/110  
D524,980 S \* 7/2006 Robinson ..... D26/112

(71) Applicant: **Moood B.V.**, Breda (NL)

\* cited by examiner

(72) Inventor: **Marcel Wanders**, Amsterdam (NL)

*Primary Examiner* — Brian N Vinson

(73) Assignee: **Moood B.V.**, ZL Breda (NL)

(74) *Attorney, Agent, or Firm* — Andrew Rush; PCT Law Group, PLLC

(\*\*) Term: **14 Years**

(21) Appl. No.: **29/468,966**

(22) Filed: **Oct. 4, 2013**

(57) **CLAIM**

The ornamental design for a lamp, as shown and described.

(30) **Foreign Application Priority Data**

Apr. 4, 2013 (EP) ..... 002214056-0010

**DESCRIPTION**

(51) **LOC (10) Cl.** ..... **26-03**

(52) **U.S. Cl.**  
USPC ..... **D26/110**

(58) **Field of Classification Search**  
CPC ..... F21V 1/00; F21V 21/00; F21V 21/06;  
F21V 21/02; F21S 6/002; F21S 6/00  
USPC ..... D26/93, 106, 110, 112; 362/157, 257,  
362/296.06, 317, 410, 412, 414  
See application file for complete search history.

FIG. 1 is a front view of a lamp showing my new design, the back side being identical to the front view;

FIG. 2 is a right view of the lamp shown in FIG. 1;

FIG. 3 is a left view of the lamp shown in FIG. 1;

FIG. 4 is a top view of the lamp shown in FIG. 1; and,

FIG. 5 is a bottom view of the lamp shown in FIG. 1.

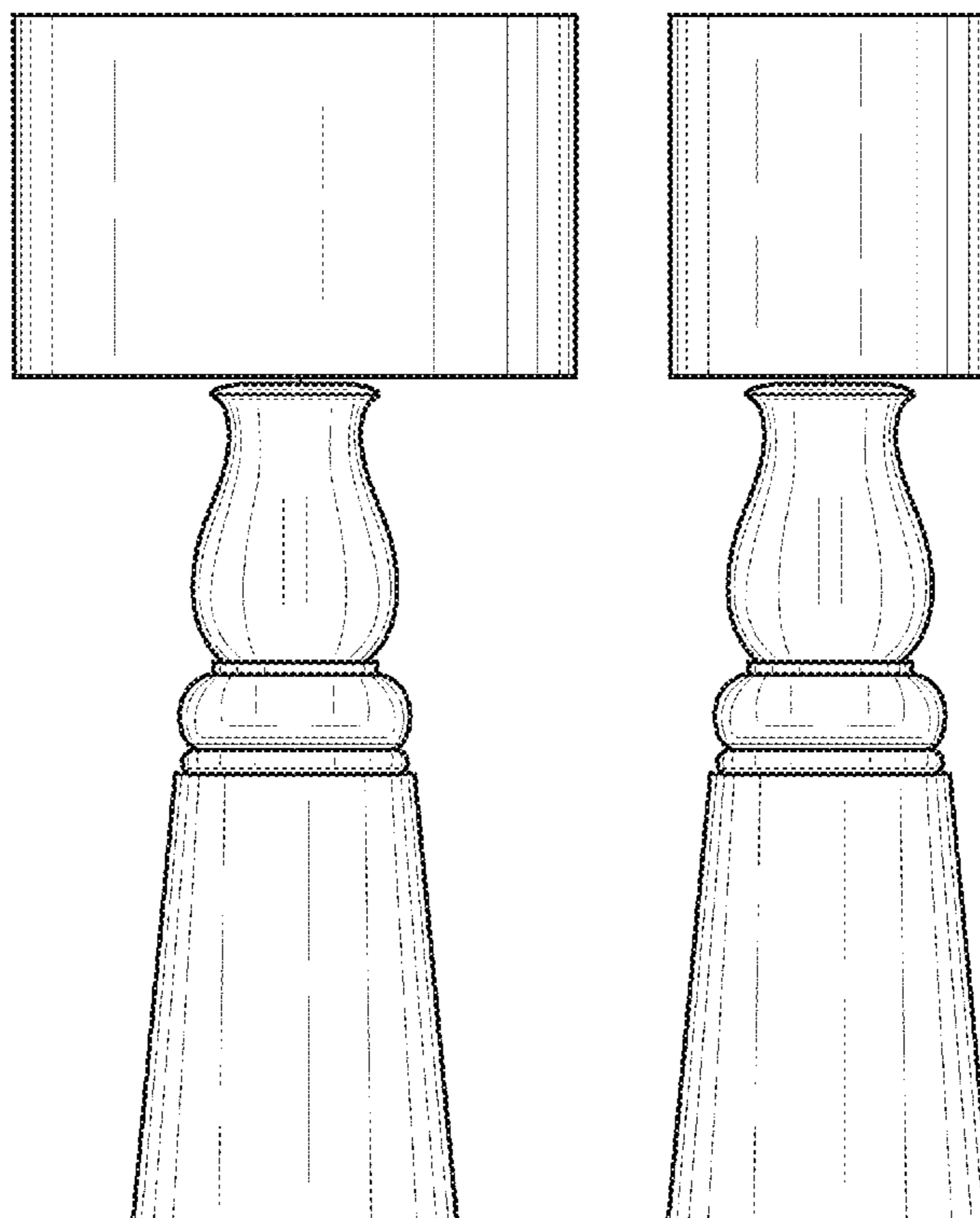
The structural elements in the figures depicted by means of broken lines have been shown for the purposes of illustrating portions of the lamp which form no part of the claimed design.

(56) **References Cited**

U.S. PATENT DOCUMENTS

D369,430 S \* 4/1996 Huang ..... D26/110  
D398,416 S \* 9/1998 Huang ..... D26/110

**1 Claim, 2 Drawing Sheets**






FIG. 1

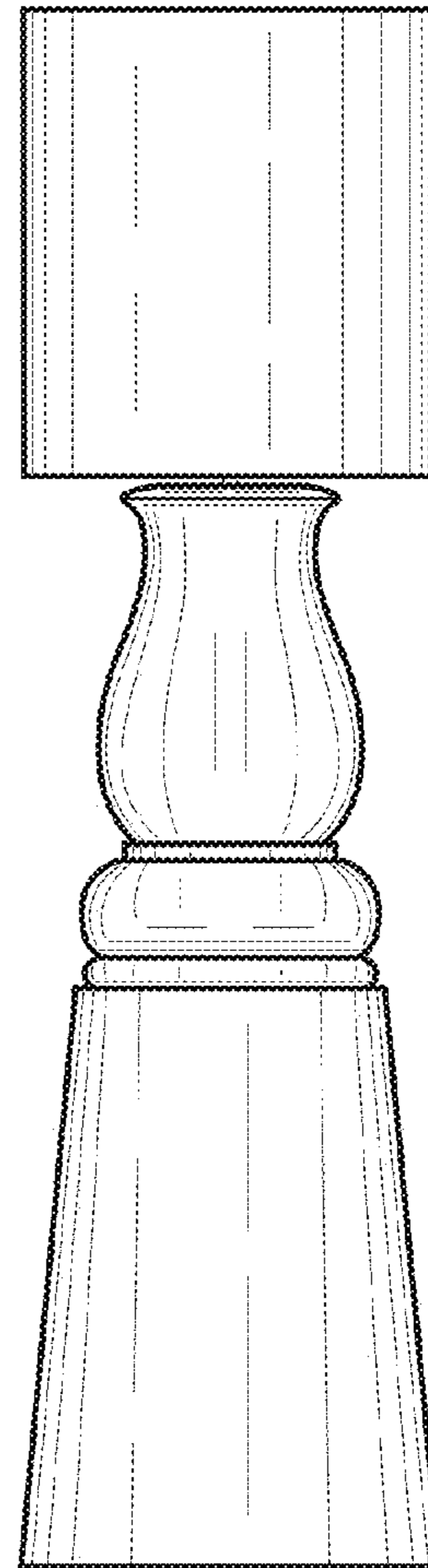


FIG. 2

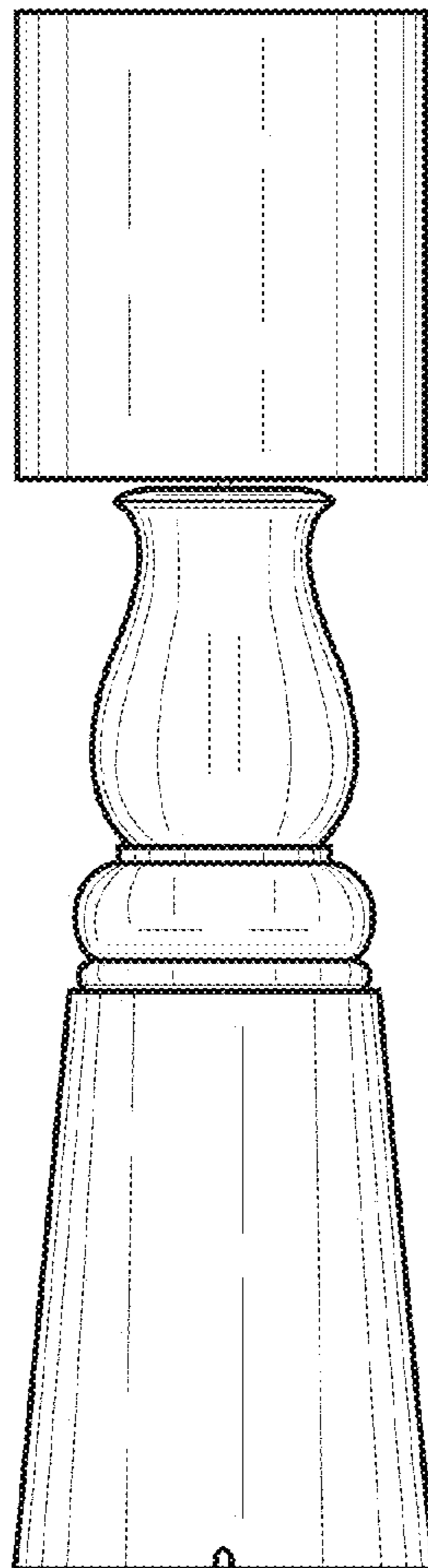


FIG. 3

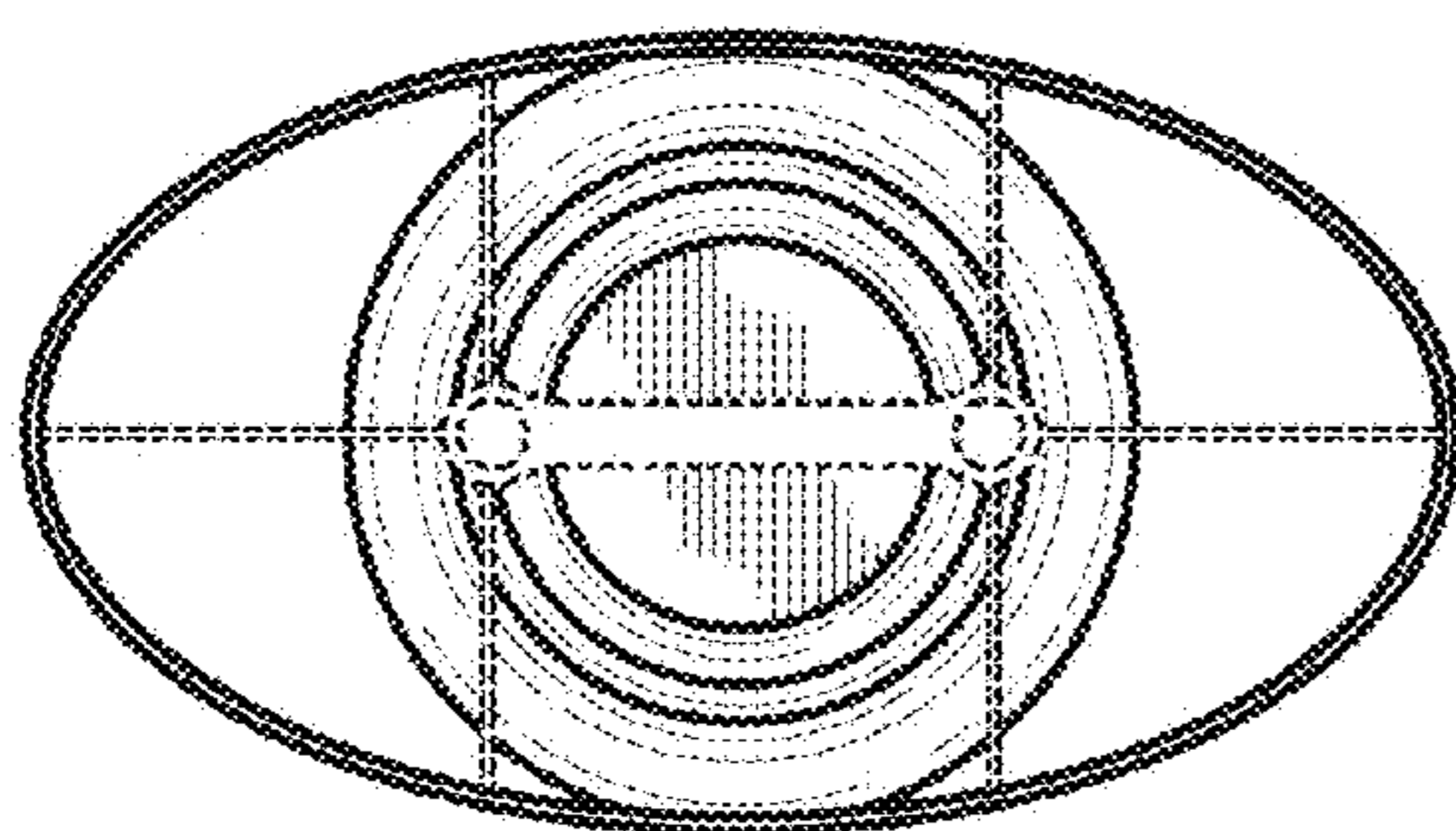


FIG. 4

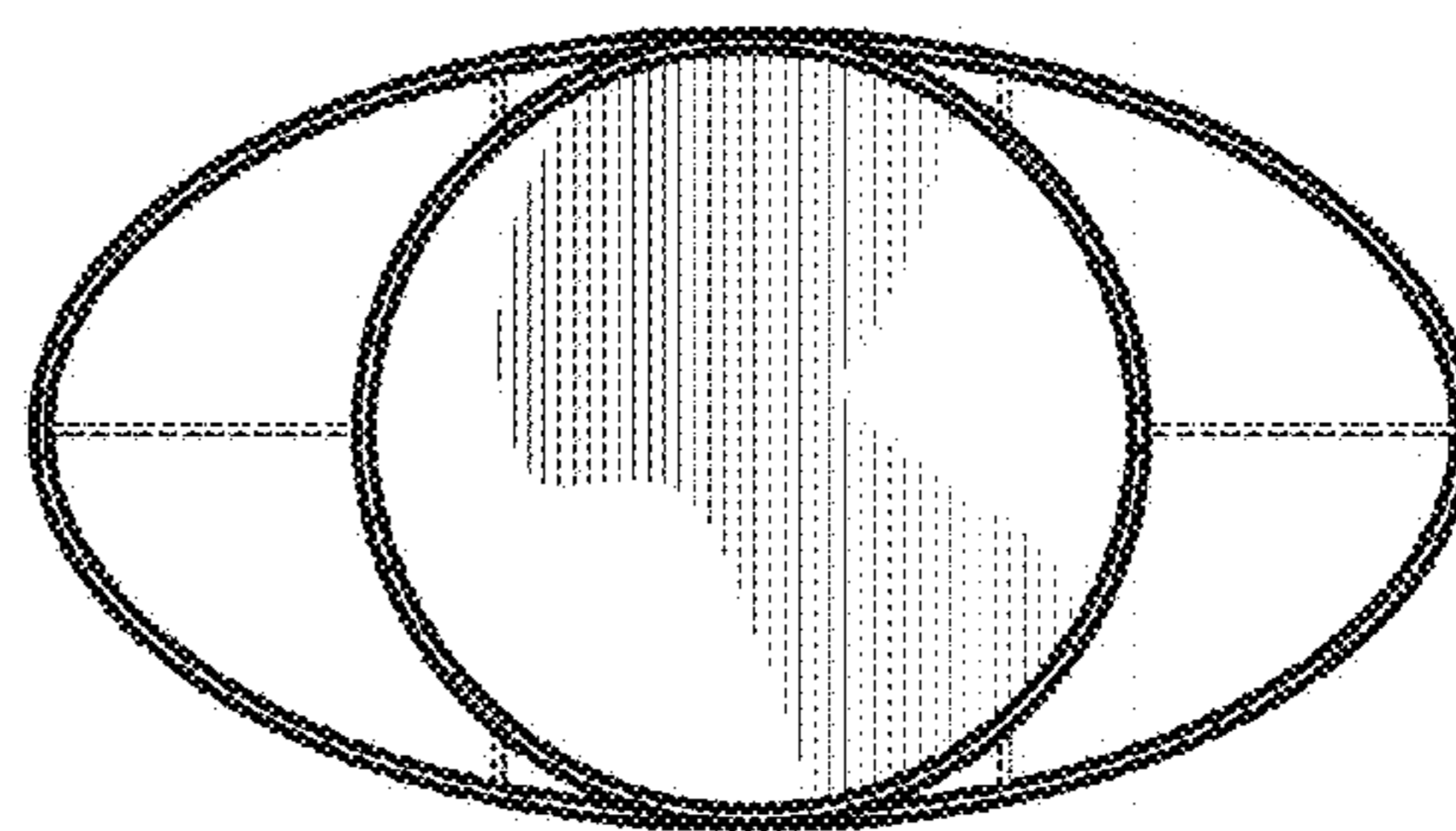


FIG. 5