



US00D729970S

(12) **United States Design Patent**  
**Jepson**

(10) **Patent No.:** **US D729,970 S**

(45) **Date of Patent:** **\*\* May 19, 2015**

(54) **LIGHT**

(71) Applicant: **Artika For Living Inc.**, Dorval (CA)

(72) Inventor: **Raymond Jepson**, Montreal (CA)

(73) Assignee: **ARTIKA FOR LIVING INC.**, Dorval,  
Quebec (CA)

(\*\*) Term: **14 Years**

(21) Appl. No.: **29/496,071**

(22) Filed: **Jul. 9, 2014**

(51) **LOC (10) Cl.** ..... **26-03**

(52) **U.S. Cl.**  
USPC ..... **D26/89**

(58) **Field of Classification Search**  
USPC ..... D26/28, 72, 85, 89; 362/147, 287, 373,  
362/453-456

See application file for complete search history.

(56) **References Cited**

**U.S. PATENT DOCUMENTS**

D107,888	S	*	1/1938	Waterbury	.....	D26/89
2,255,431	A	*	9/1941	Marden et al.	.....	313/485
4,099,224	A	*	7/1978	Valpey	.....	362/433
4,459,648	A	*	7/1984	Ullman	.....	362/307
D406,674	S	*	3/1999	Zuege	.....	D26/85
6,042,251	A	*	3/2000	McCarthy et al.	.....	362/308

D464,164	S	*	10/2002	Thompson	.....	D26/89
D490,182	S	*	5/2004	Benensohn	.....	D26/89
D501,573	S	*	2/2005	Benensohn	.....	D26/89
D567,990	S	*	4/2008	Hsu	.....	D26/89
D571,034	S	*	6/2008	Goetz-Schaefer	.....	D26/85
7,594,734	B2	*	9/2009	Bacon et al.	.....	362/147
D633,644	S	*	3/2011	Sprengers	.....	D26/89
D634,053	S	*	3/2011	Guercio	.....	D26/89
D634,057	S	*	3/2011	Nguyen et al.	.....	D26/89
D641,517	S	*	7/2011	Sprengers	.....	D26/89
8,672,518	B2	*	3/2014	Boomgaarden et al.	.....	362/294
D712,584	S	*	9/2014	Orozco	.....	D26/89

\* cited by examiner

*Primary Examiner* — Clare E Heflin

(74) *Attorney, Agent, or Firm* — Robert Brouillette;  
Brouillette & Partners

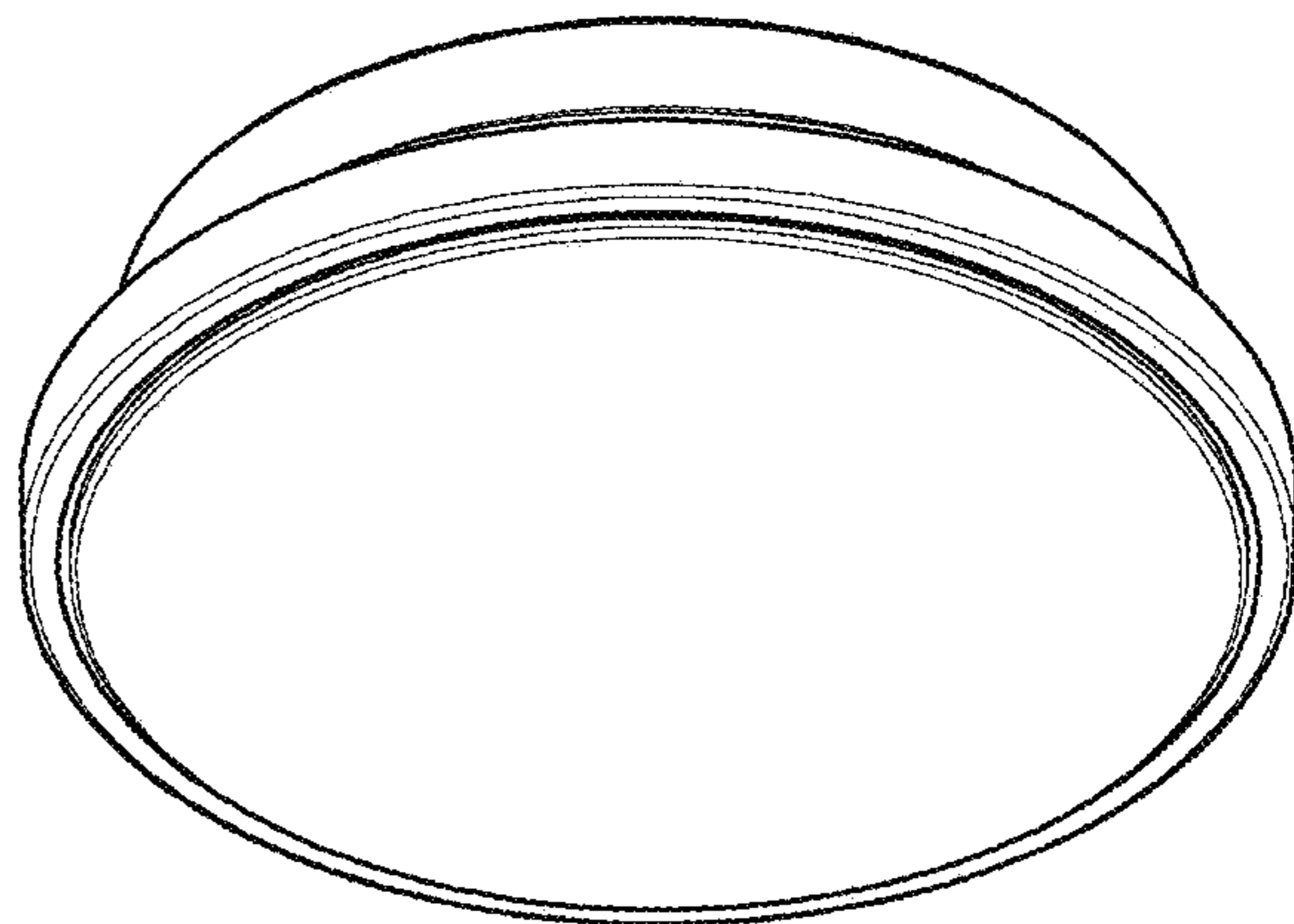
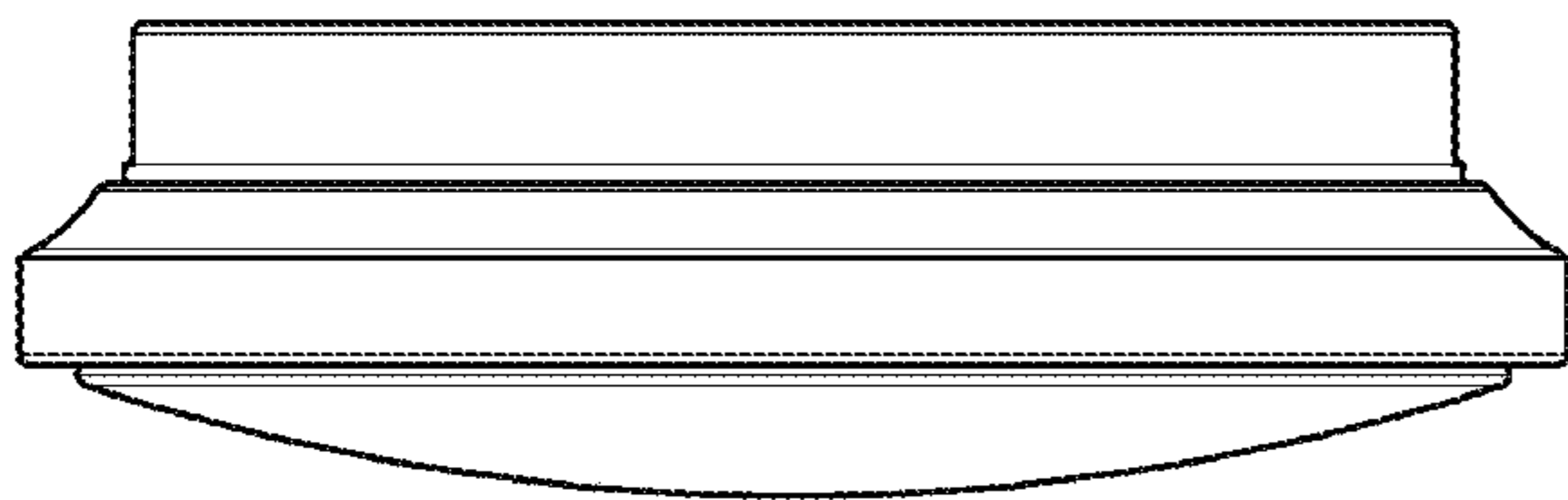
(57) **CLAIM**

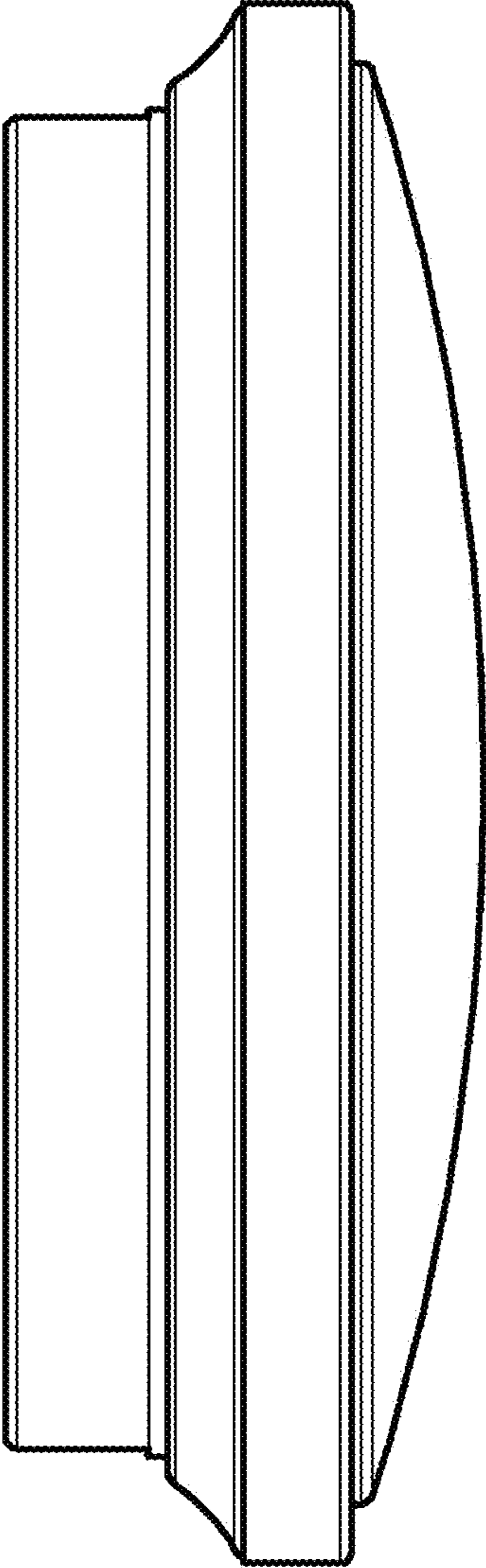
The ornamental design for a light, as shown and described.

**DESCRIPTION**

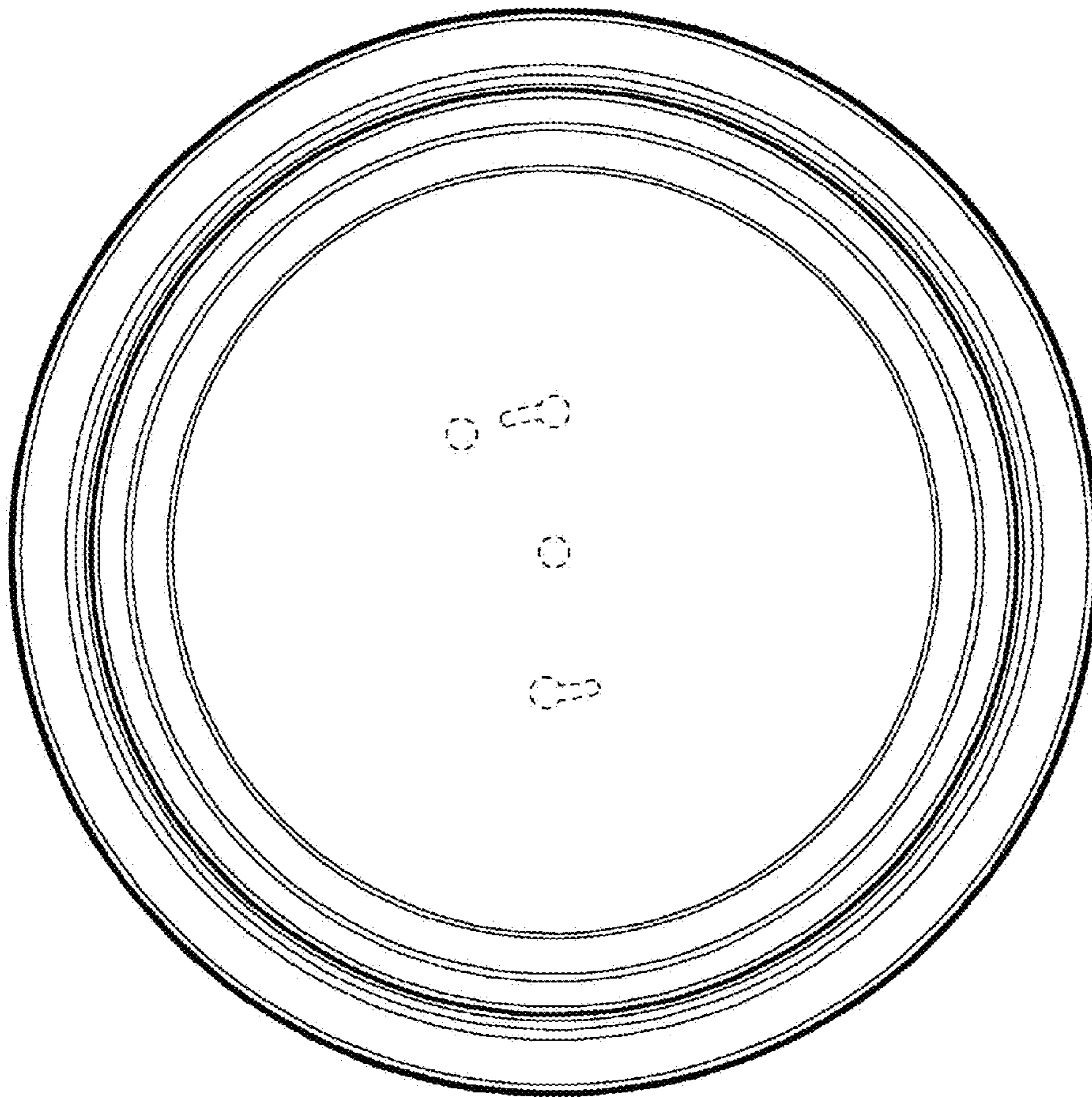
FIG. 1 is a side view of the light;  
FIG. 2 is a top view of the light;  
FIG. 3 is a bottom view of the light;  
FIG. 4 is a top perspective view of the light; and,  
FIG. 5 is a bottom perspective view of the light.  
The elements and structures in broken lines in FIGS. 2 and 4  
are only included for the purpose of showing portions that do  
not form part of the design.

**1 Claim, 5 Drawing Sheets**






**FIG. 1**



**FIG. 2**



**FIG. 3**

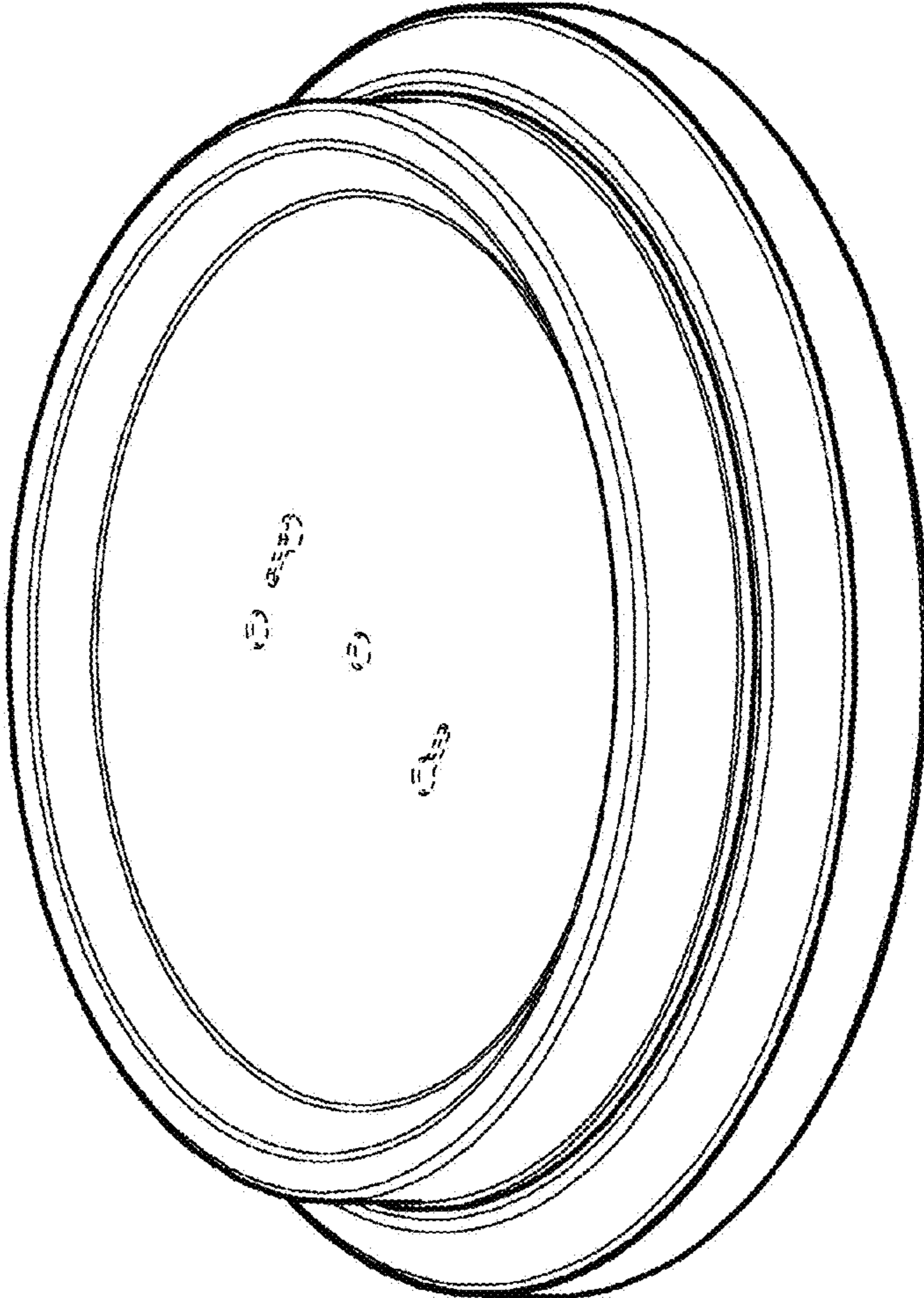


FIG. 4

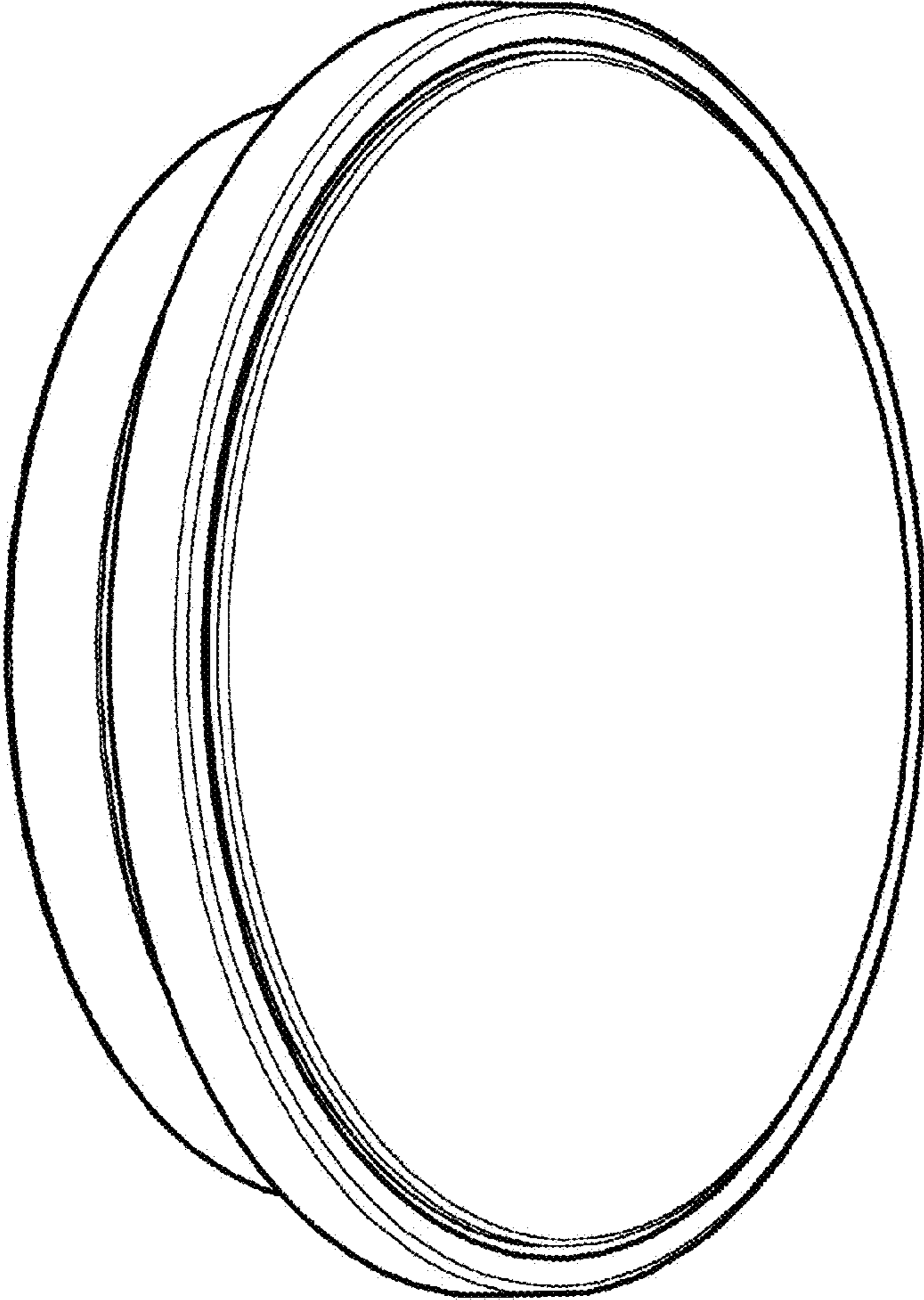


FIG. 5