



US00D729967S

(12) **United States Design Patent**
Szalontai et al.

(10) **Patent No.:** **US D729,967 S**
(45) **Date of Patent:** **** May 19, 2015**

(54) **OUTDOOR LIGHTING FIXTURE**

(71) Applicant: **HEI Technology International GmbH**,
Vienna (AT)

(72) Inventors: **Tibor Szalontai**, Zalaegerszeg (HU);
Dieter Hornbachner, Vienna (AT)

(73) Assignee: **HEI TECHNOLOGY**
INTERNATIONAL GMBH, Vienna
(AT)

(**) Term: **14 Years**

(21) Appl. No.: **29/476,994**

(22) Filed: **Dec. 18, 2013**

(30) **Foreign Application Priority Data**

Jun. 19, 2013 (EM) 002258194-0001
Jun. 19, 2013 (EM) 002258194-0002
Jun. 19, 2013 (EM) 002258194-0003

(51) **LOC (10) Cl.** **26-05**

(52) **U.S. Cl.**
USPC **D26/71**

(58) **Field of Classification Search**
CPC F21V 15/01; F21V 17/107; F21V 19/02;
F21S 8/033; F21S 8/043; F21S 8/085; F21S
8/086; F21S 8/088; F21W 2131/103; F21W
2131/107
USPC D26/69, 70, 71, 72, 85, 92, 118;
362/431, 432; D25/126
See application file for complete search history.

(56) **References Cited**

U.S. PATENT DOCUMENTS

761,721 A * 6/1904 Stanley 52/835
D195,310 S * 5/1963 Zagel D26/70
D198,539 S * 6/1964 Freed D26/70
D201,764 S * 7/1965 Mox D26/71

(Continued)

OTHER PUBLICATIONS

Self-contained dusk to dawn solar powered lights from raytechstore.com © 2008; visited Mar. 25, 2009.*

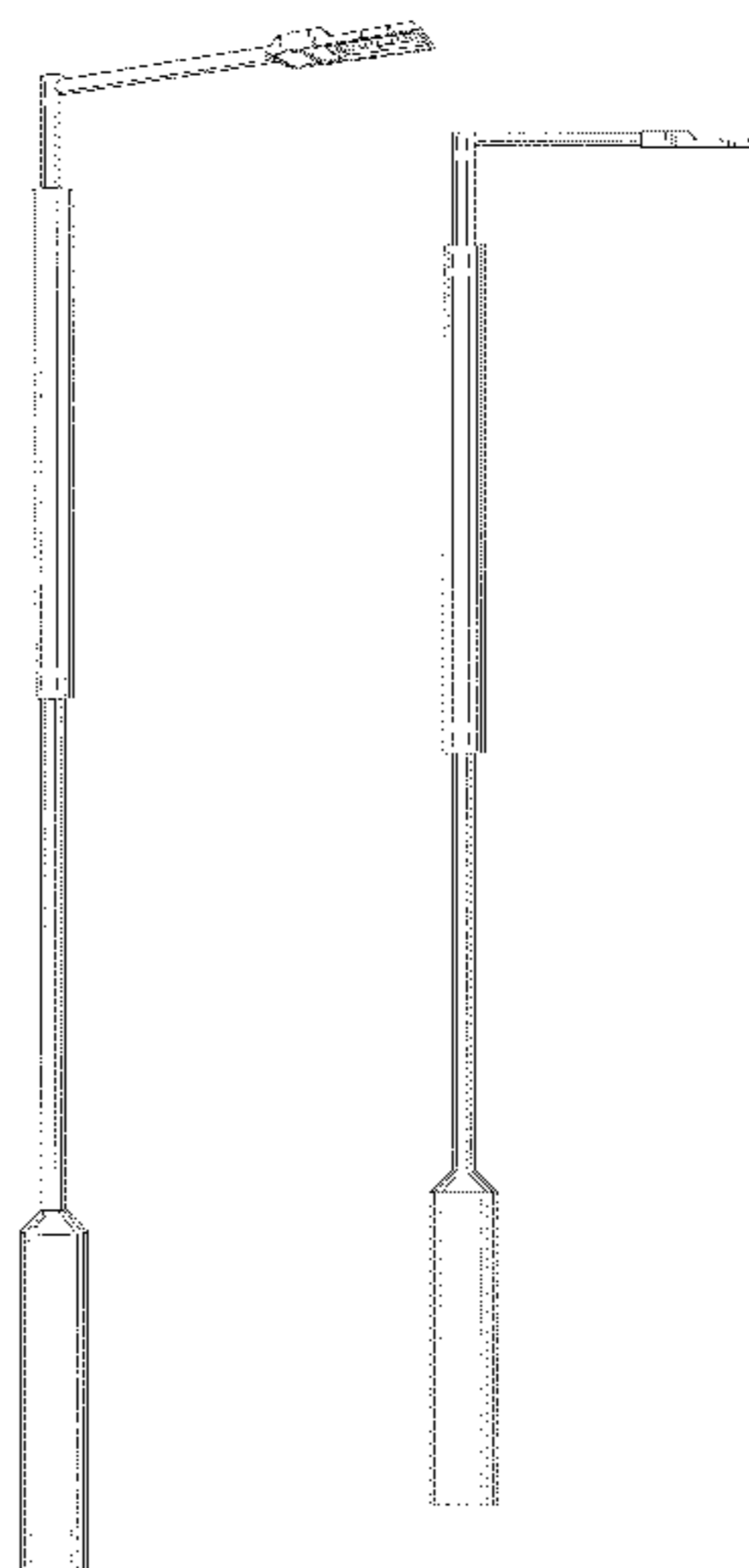
Primary Examiner — Clare E Heflin
(74) *Attorney, Agent, or Firm* — Christie, Parker & Hale, LLP

(57) **CLAIM**
The ornamental design for an outdoor lighting fixture, as shown and described.

DESCRIPTION

FIG. 1 is a side perspective view of an outdoor lighting fixture;
FIG. 2 is a side view (the other side view being a mirror image thereof) thereof;
FIG. 3 is a front view thereof;
FIG. 4 is a rear view thereof;
FIG. 5 is a top view thereof;
FIG. 6 is a bottom view thereof;
FIG. 7 is a side perspective view of another embodiment of an outdoor lighting fixture;
FIG. 8 is a side view (the other side view being a mirror image thereof) thereof;
FIG. 9 is a front view thereof;
FIG. 10 is a rear view thereof;
FIG. 11 is a top view thereof;
FIG. 12 is a bottom view thereof;
FIG. 13 is a side perspective view of a third embodiment of an outdoor lighting fixture;
FIG. 14 is a side view (the other side view being a mirror image thereof) thereof;
FIG. 15 is a front view thereof;
FIG. 16 is a rear view thereof;
FIG. 17 is a top view thereof; and,
FIG. 18 is a bottom view thereof.
The broken lines shown on the drawings depict portions of the outdoor lighting fixture that form no part of the claimed design.

1 Claim, 6 Drawing Sheets



(56)

References Cited

U.S. PATENT DOCUMENTS

3,793,794 A * 2/1974 Archer et al. 52/632
 4,242,851 A * 1/1981 Pohlman et al. 52/848
 5,055,985 A * 10/1991 Fabbri 362/221
 D357,988 S * 5/1995 Sosa D25/126
 D468,842 S * 1/2003 May D25/126
 D598,160 S * 8/2009 Boyer et al. D26/138
 D598,161 S * 8/2009 Boyer et al. D26/138
 D604,866 S * 11/2009 Randazzo D25/126
 D645,190 S * 9/2011 Van Klinken et al. D26/71
 D691,759 S * 10/2013 Boyer et al. D26/71

D700,987 S * 3/2014 Nepple et al. D26/71
 2008/0002399 A1 * 1/2008 Villard et al. 362/184
 2008/0137327 A1 * 6/2008 Hodulik 362/183
 2008/0285265 A1 * 11/2008 Boissevain 362/218
 2009/0103288 A1 * 4/2009 Boyer et al. 362/153.1
 2010/0165615 A1 * 7/2010 Aarts et al. 362/227
 2011/0060701 A1 * 3/2011 Verfueth et al. 705/500
 2012/0218769 A1 * 8/2012 Van Horn et al. 362/370
 2013/0027937 A1 * 1/2013 Winters 362/249.01
 2013/0148360 A1 * 6/2013 Jeon et al. 362/294
 2014/0062188 A1 * 3/2014 Watanabe 307/18
 2014/0254149 A1 * 9/2014 Wang et al. 362/235

* cited by examiner




FIG. 1

FIG. 5




FIG. 6




FIG. 4

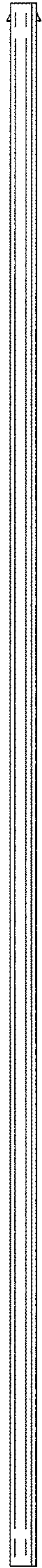


FIG. 2





FIG. 3



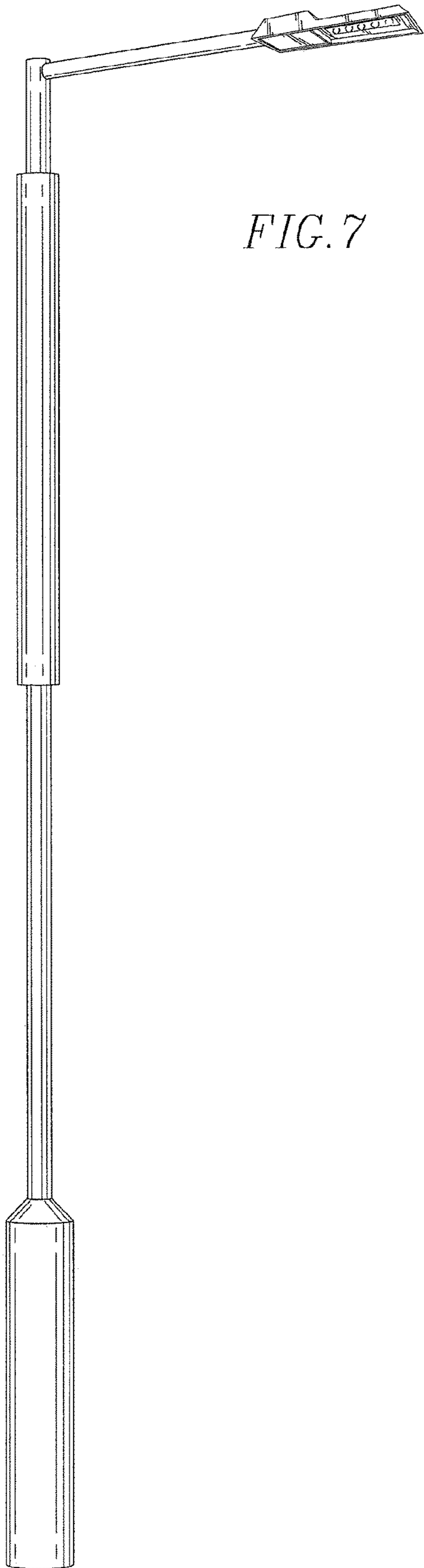


FIG. 7

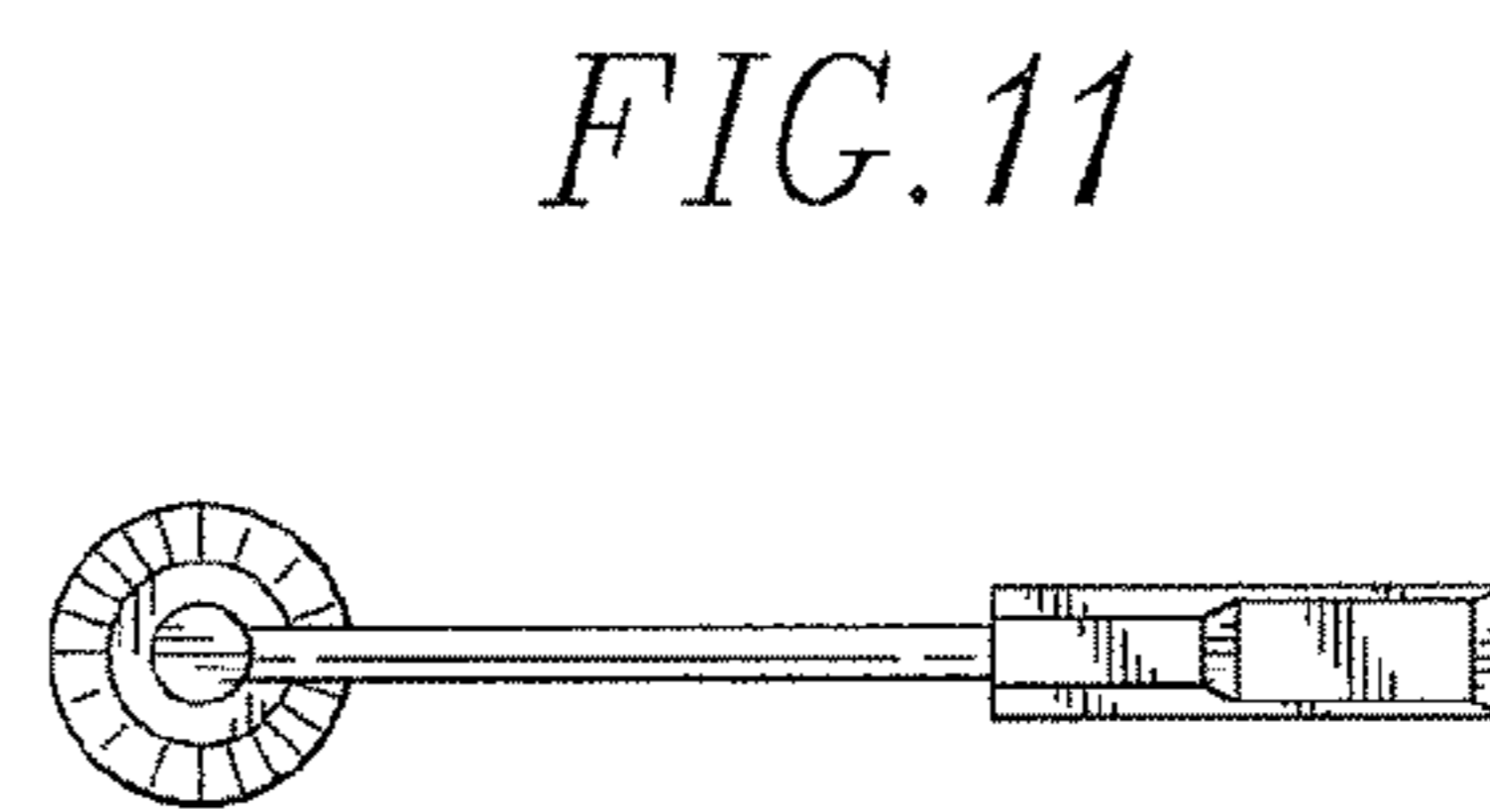


FIG. 11

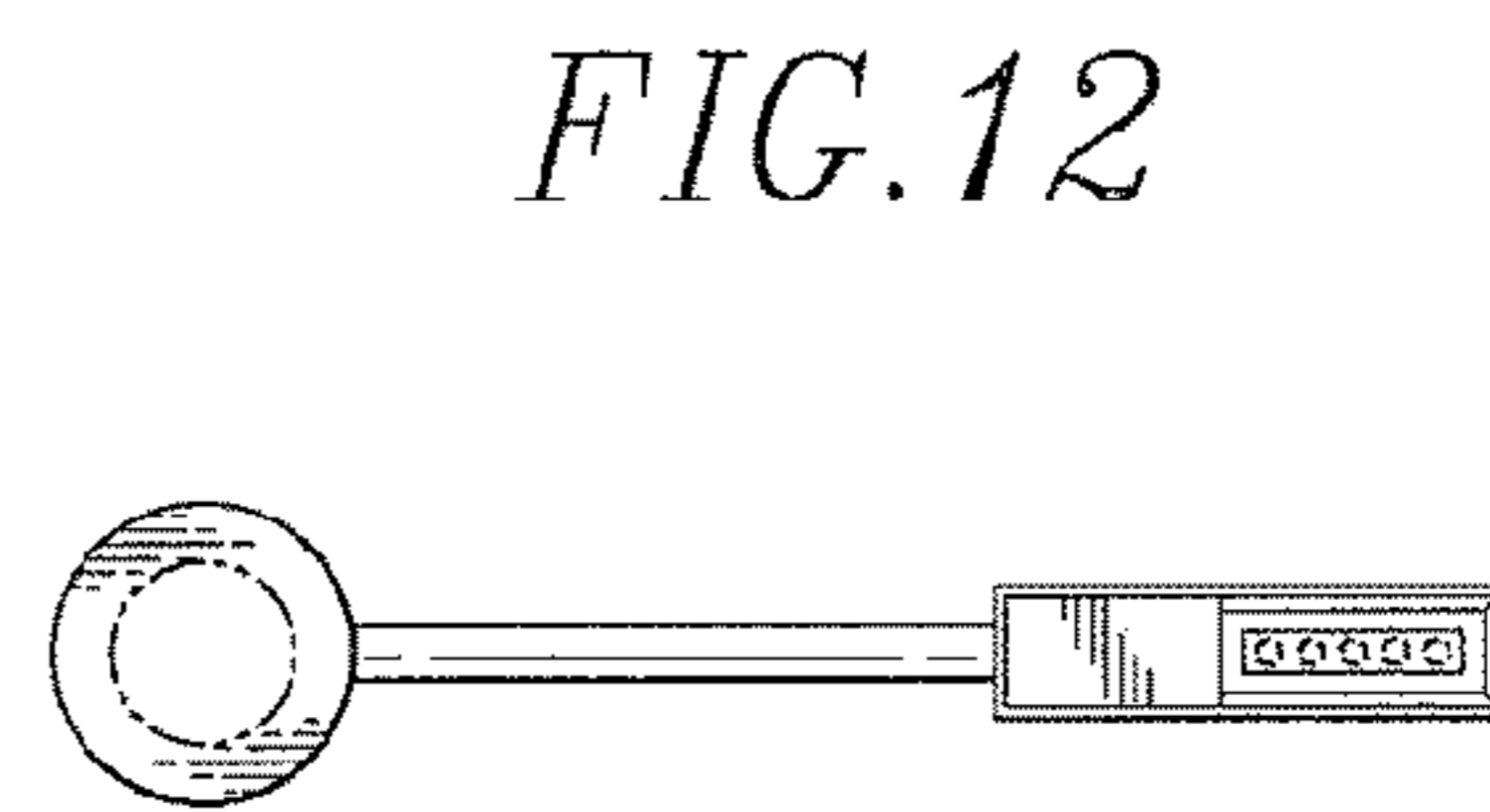


FIG. 12

FIG. 10

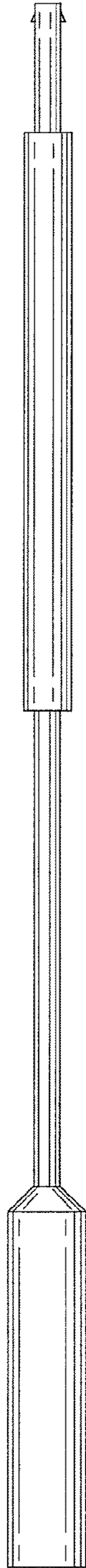


FIG. 8

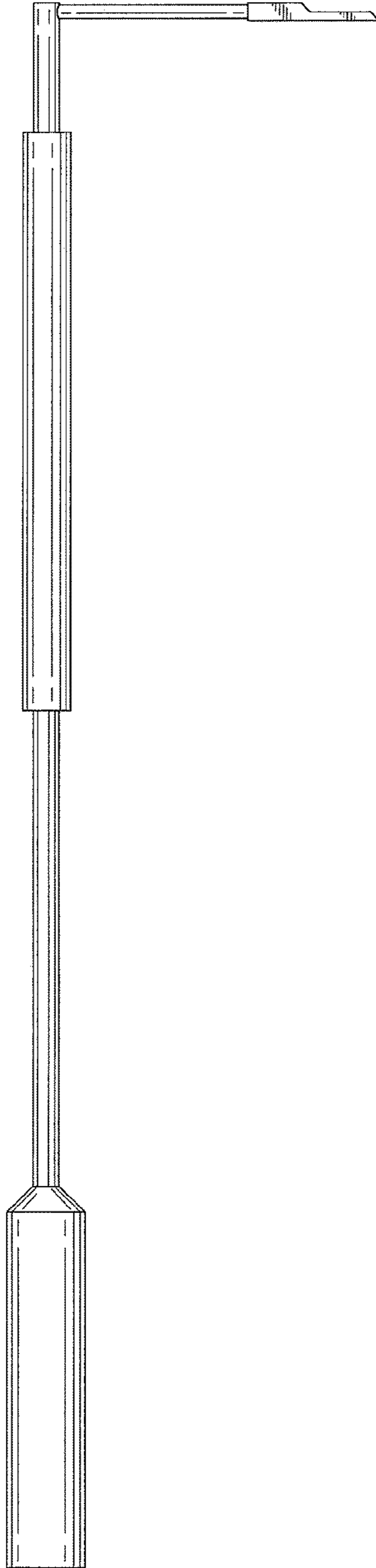



FIG. 9



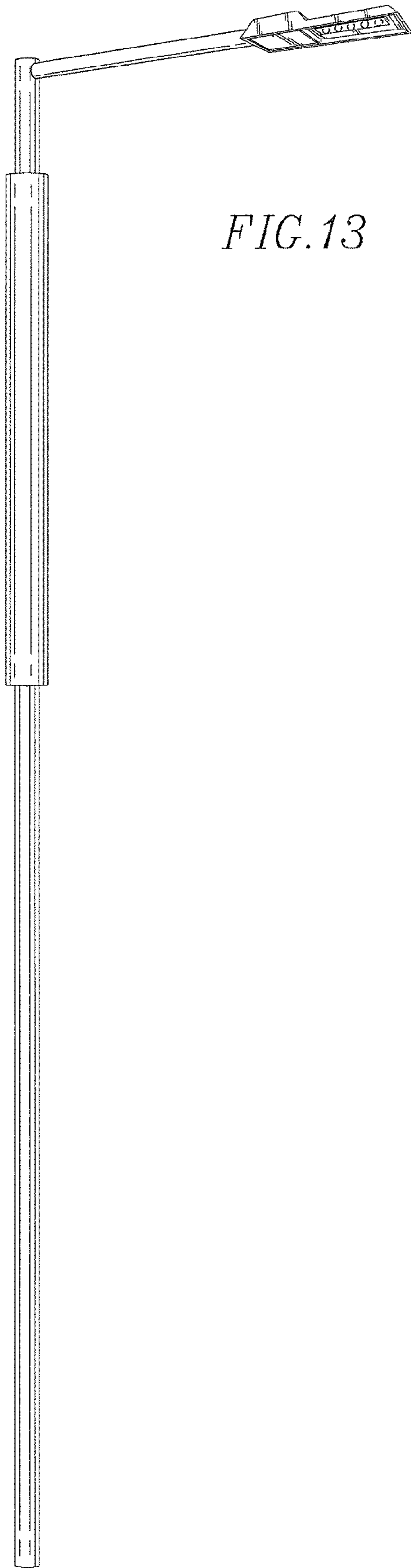


FIG. 13

FIG. 17



FIG. 18



FIG. 16

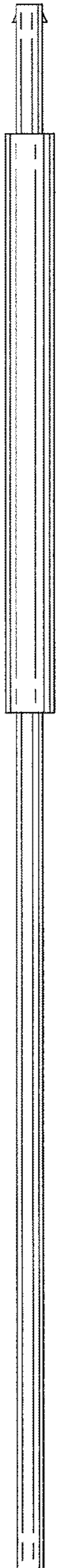


FIG. 14

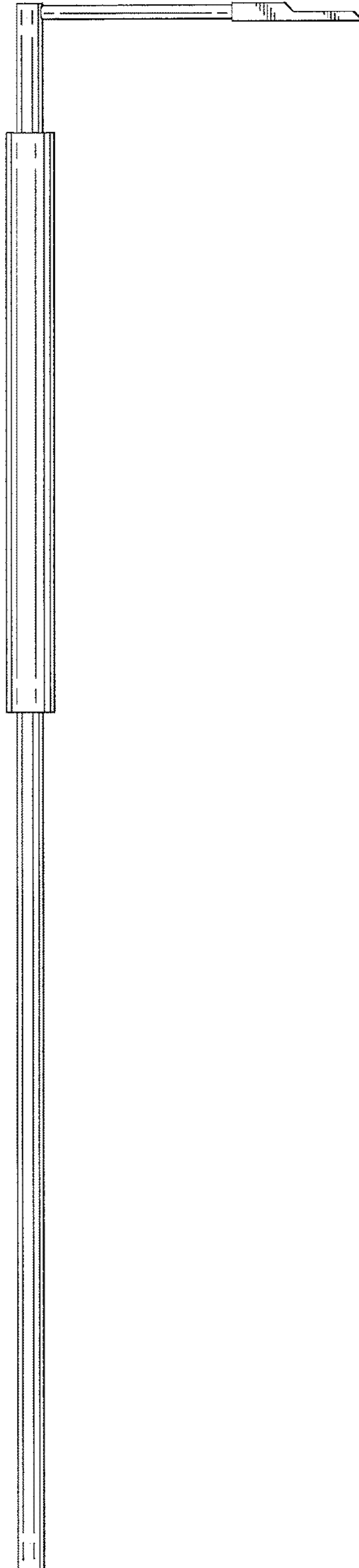


FIG. 15

