



US00D729941S

(12) **United States Design Patent**  
**Hu**

(10) **Patent No.:** **US D729,941 S**  
(45) **Date of Patent:** **\*\* May 19, 2015**

(54) **STERILIZER**

(71) Applicant: **KONINKLIJKE PHILIPS N.V.**,  
Eindhoven (NL)

(72) Inventor: **Guo Ning Hu**, Shanghai (CN)

(73) Assignee: **KONINKLIJKE PHILIPS N.V.**,  
Eindhoven (NL)

(\*\*) Term: **14 Years**

(21) Appl. No.: **29/470,582**

(22) Filed: **Oct. 23, 2013**

(30) **Foreign Application Priority Data**

Apr. 23, 2013 (EM) ..... 002225292-0001

(51) **LOC (10) Cl.** ..... **24-01**

(52) **U.S. Cl.**  
USPC ..... **D24/217**

(58) **Field of Classification Search**  
USPC ..... D24/216, 217, 218, 219, 227, 231, 194,  
D24/197; D3/200, 203.1; D32/1; 422/20,  
422/21, 22, 24, 26, 297, 300, 303; 220/529,  
220/735; 206/370, 438; D7/326

See application file for complete search history.

(56) **References Cited**

U.S. PATENT DOCUMENTS

D321,564 S *	11/1991	Miller	.....	D24/217
D406,416 S *	3/1999	Chan	.....	D32/1
D487,517 S *	3/2004	Cudworth	.....	D24/217
D524,998 S *	7/2006	Nickerson et al.	.....	D32/1
D593,262 S *	5/2009	Gong	.....	D32/1
D622,859 S *	8/2010	Feller et al.	.....	D24/217
D655,079 S *	3/2012	Patenaude	.....	D3/203.1
D669,595 S *	10/2012	Schofield	.....	D24/217
D679,825 S *	4/2013	Elkerbout et al.	.....	D24/217

\* cited by examiner

*Primary Examiner* — Anhdao Doan

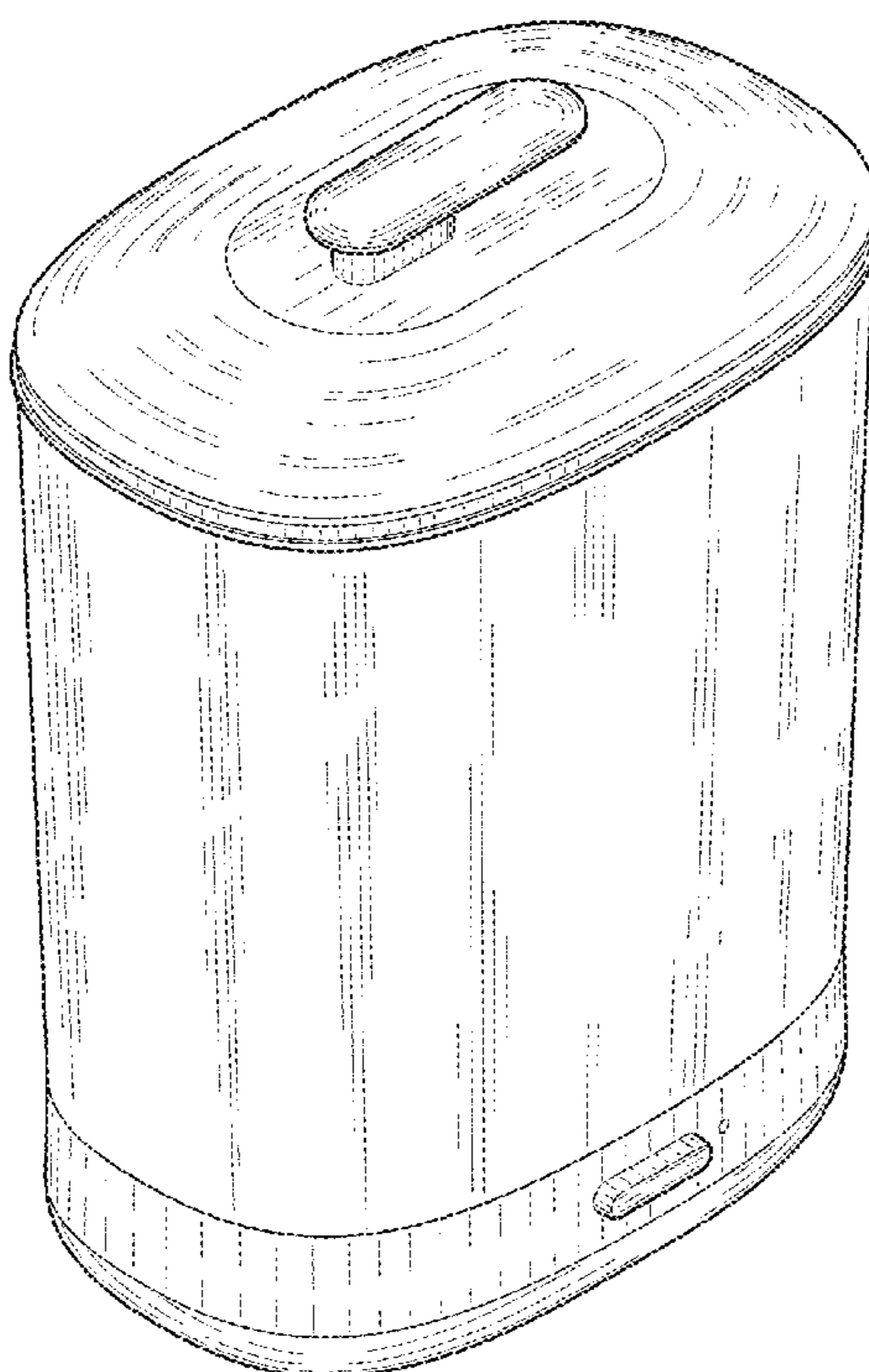
(57) **CLAIM**

The ornamental design for a sterilizer, as shown and described.

**DESCRIPTION**

FIG. 1 is a perspective view showing my design;  
FIG. 2 is a front elevational view thereof;  
FIG. 3 is a rear elevational view thereof;  
FIG. 4 is a right side elevational view thereof;  
FIG. 5 is a left side elevational view thereof;  
FIG. 6 is a top plan view thereof; and,  
FIG. 7 is a bottom plan view thereof.  
The broken lines shown are included for the purpose of illustrating the unclaimed portions of the sterilizer and form no part of the claimed design.

**1 Claim, 5 Drawing Sheets**






FIG. 1

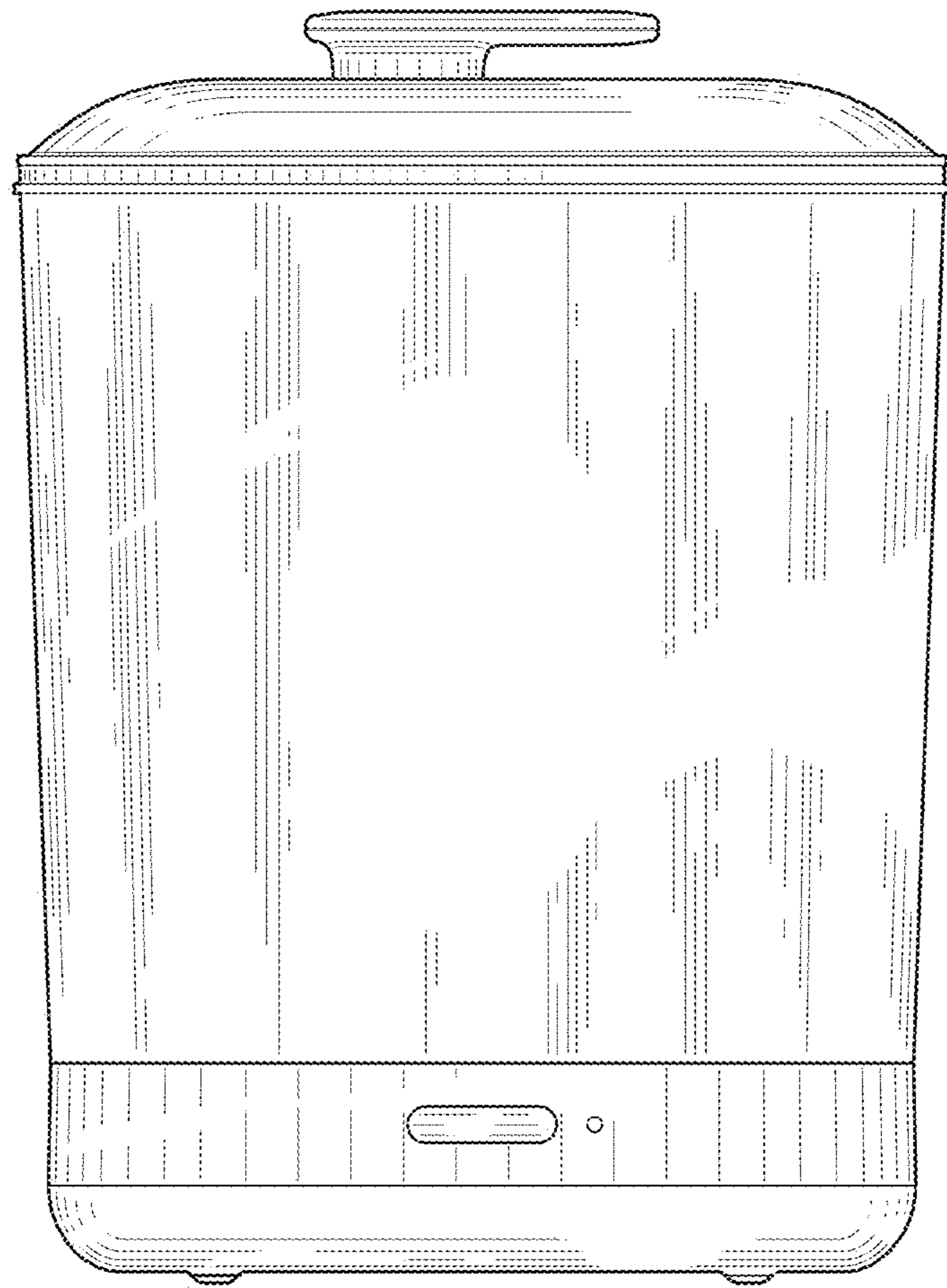


FIG. 2

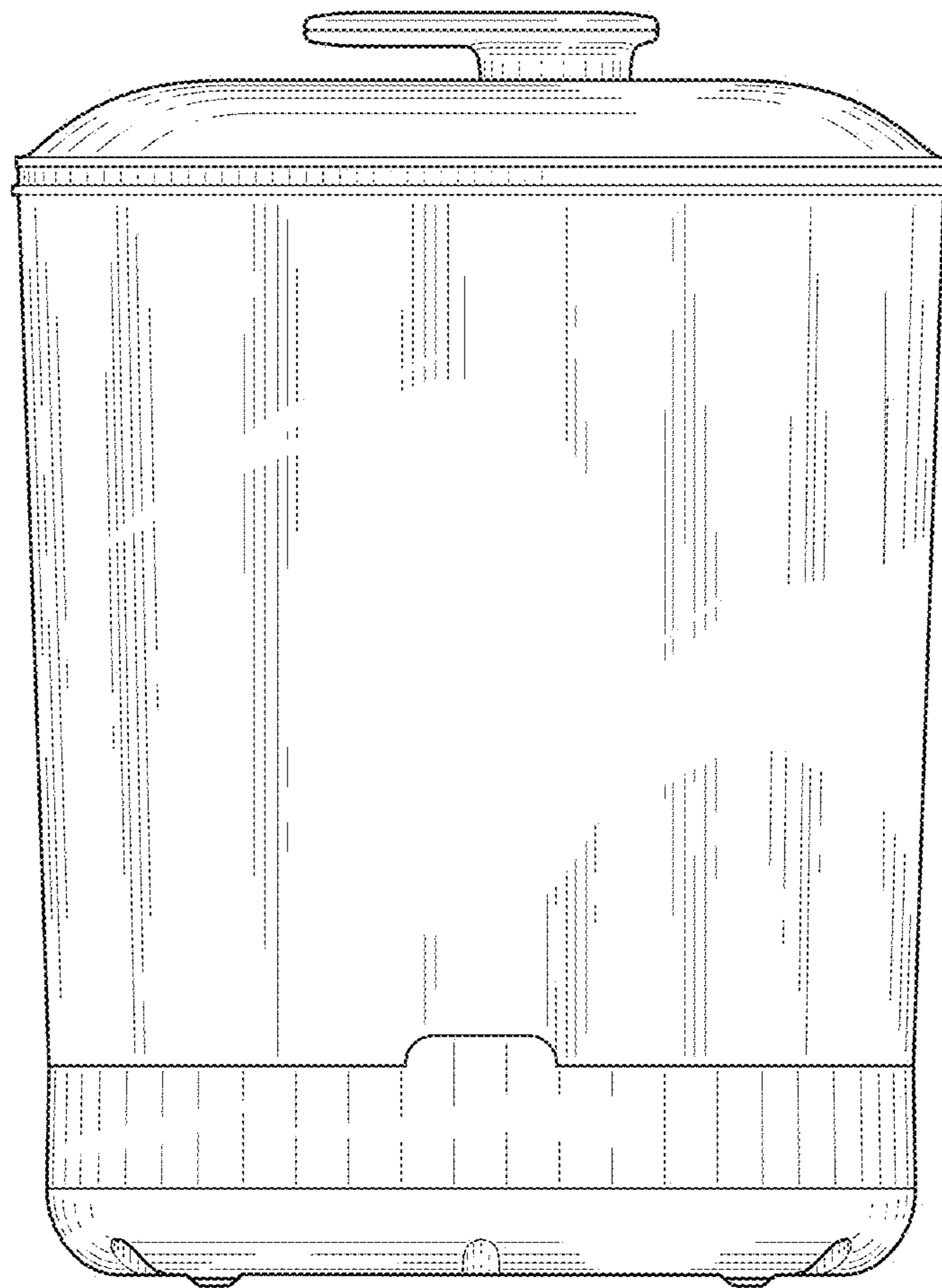


FIG. 3




FIG. 4




FIG. 5

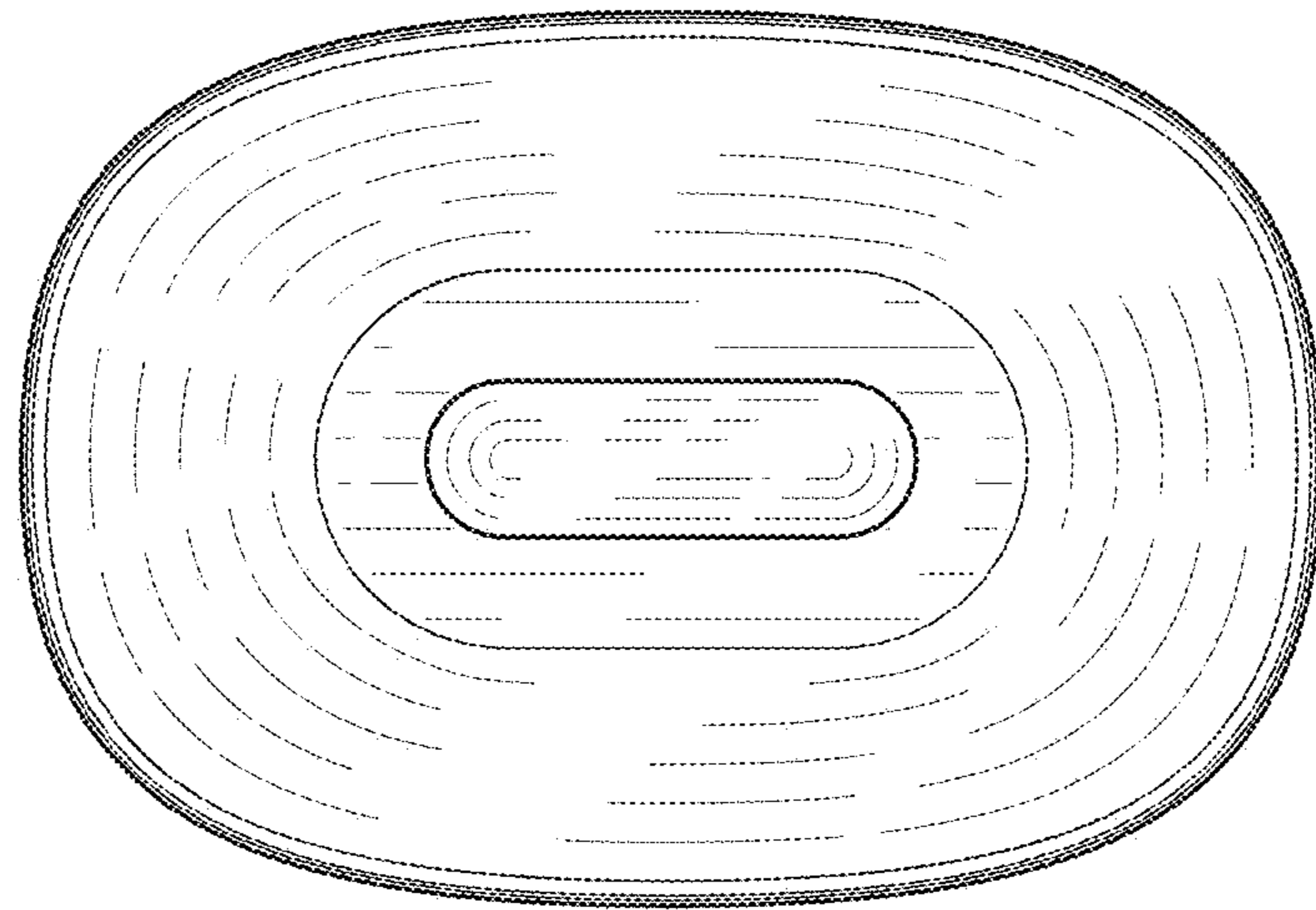


FIG. 6

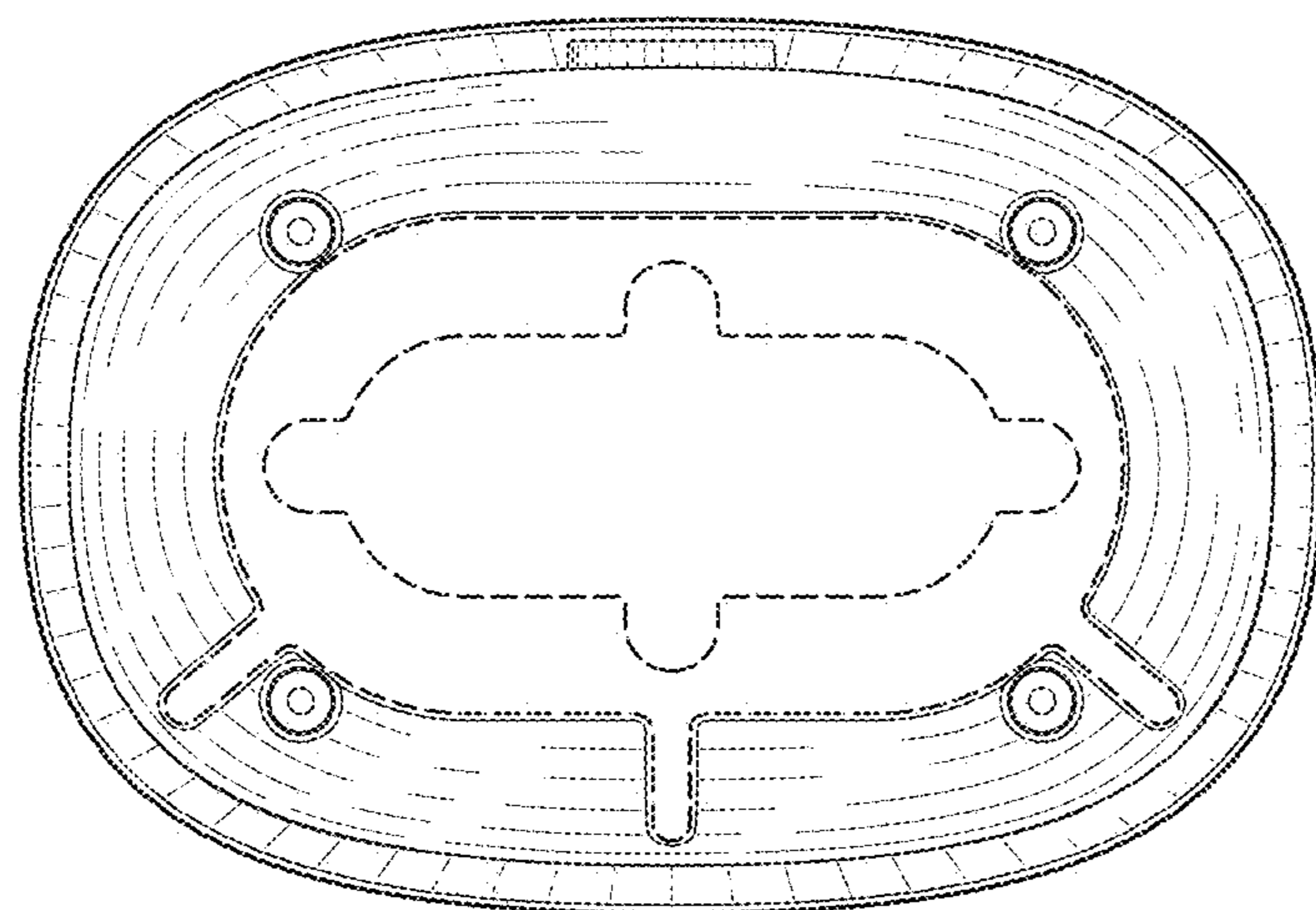


FIG. 7