



US00D729933S

(12) **United States Design Patent**
Luo et al.

(10) **Patent No.:** **US D729,933 S**
(45) **Date of Patent:** **** May 19, 2015**

- (54) **VOMIT BAG HOLDER**
- (71) Applicants: **Yi Cai Luo**, Changshu (CN); **Hong Liang Tian**, Changshu (CN); **Shou Qiao Wang**, Changshu (CN); **Song Yang**, Shanghai (CN)
- (72) Inventors: **Yi Cai Luo**, Changshu (CN); **Hong Liang Tian**, Changshu (CN); **Shou Qiao Wang**, Changshu (CN); **Song Yang**, Shanghai (CN)

4,572,373	A *	2/1986	Johansson	D24/121
4,610,039	A	9/1986	Stern	4/285
4,759,086	A *	7/1988	Booth-Cox	4/452
D326,519	S *	5/1992	Drysdale	D24/122
D377,091	S *	12/1996	Scott, Sr.	D24/121
7,029,463	B1 *	4/2006	Estudillo	604/317
D569,970	S *	5/2008	Kammer et al.	D24/123
D605,754	S *	12/2009	Nelson et al.	D24/121
D612,181	S *	3/2010	Tanguay	D6/524
7,947,024	B2 *	5/2011	Ramage et al.	604/317
D647,199	S *	10/2011	Kroiss	D24/123
D674,482	S *	1/2013	Wurapa	D24/121

* cited by examiner

- (**) Term: **14 Years**
- (21) Appl. No.: **29/433,102**
- (22) Filed: **Sep. 26, 2012**

Primary Examiner — David Muller
(74) *Attorney, Agent, or Firm* — Fattibene and Fattibene LLC; Paul A. Fattibene

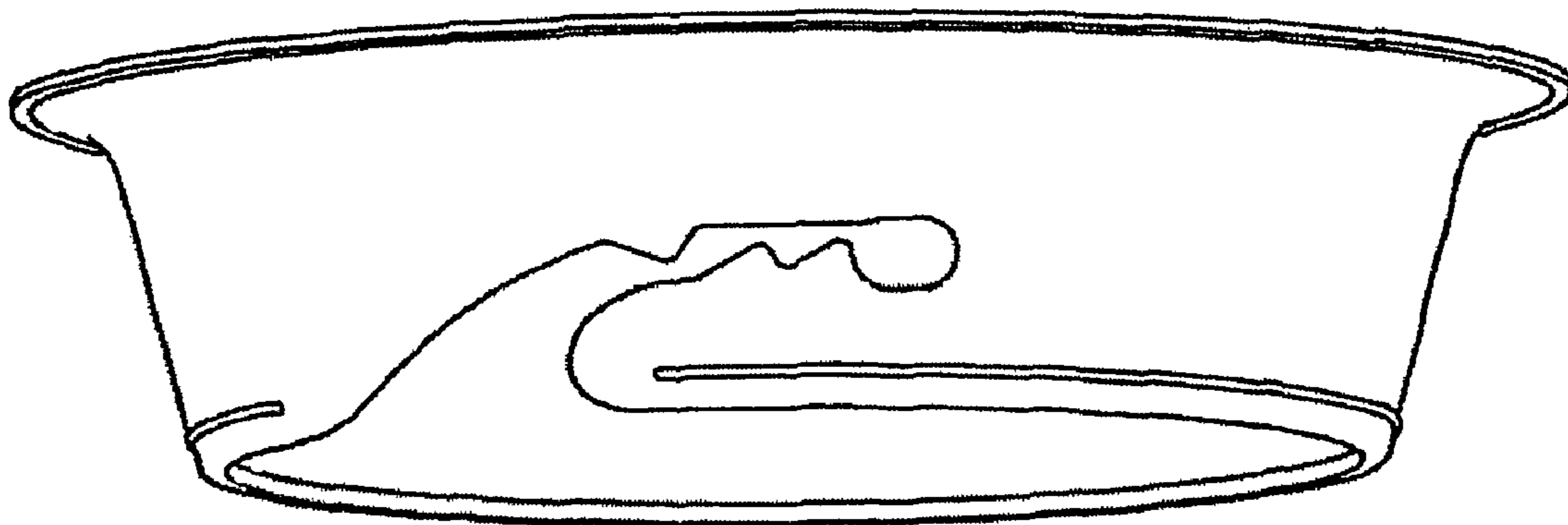
- (30) **Foreign Application Priority Data**
Mar. 30, 2012 (CN) 2012 3 0083764
- (51) **LOC (10) Cl.** **24-04**
- (52) **U.S. Cl.**
USPC **D24/128**
- (58) **Field of Classification Search**
USPC D24/127–130, 112–114, 121–123, 224;
604/263, 264, 162, 268, 164.08,
604/174–180, 317; 128/DIG. 26;
4/450–460, 285; 600/573
See application file for complete search history.

(57) **CLAIM**
The ornamental design for a vomit bag holder, as shown and described.

- (56) **References Cited**
U.S. PATENT DOCUMENTS
4,171,057 A * 10/1979 Gach D24/224
D259,511 S * 6/1981 Peterson D24/122

DESCRIPTION
FIG. 1 is a front perspective view of a vomit bag holder showing the new design;
FIG. 2 is front elevation view thereof;
FIG. 3 is a left side elevation view thereof;
FIG. 4 is a right side elevation view thereof;
FIG. 5 is a rear elevation view thereof;
FIG. 6 is a top plan view thereof; and,
FIG. 7 is a bottom plan view thereof.

1 Claim, 7 Drawing Sheets



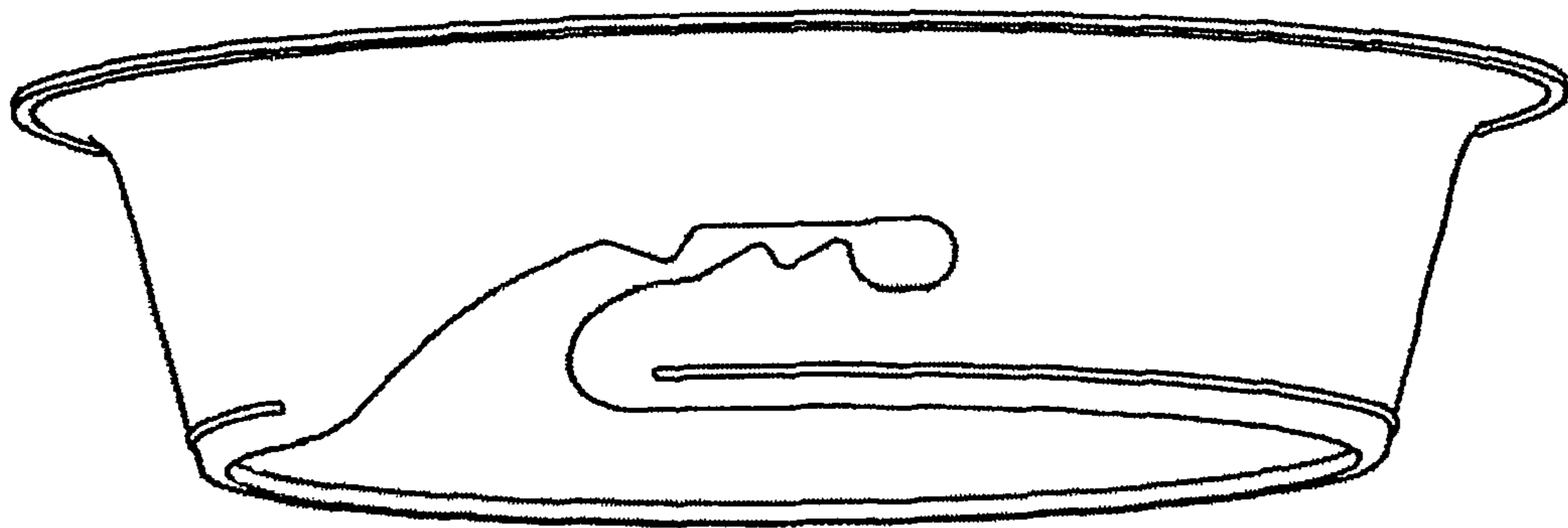


FIG. 1




FIG. 2




FIG. 3




FIG. 4




FIG. 5

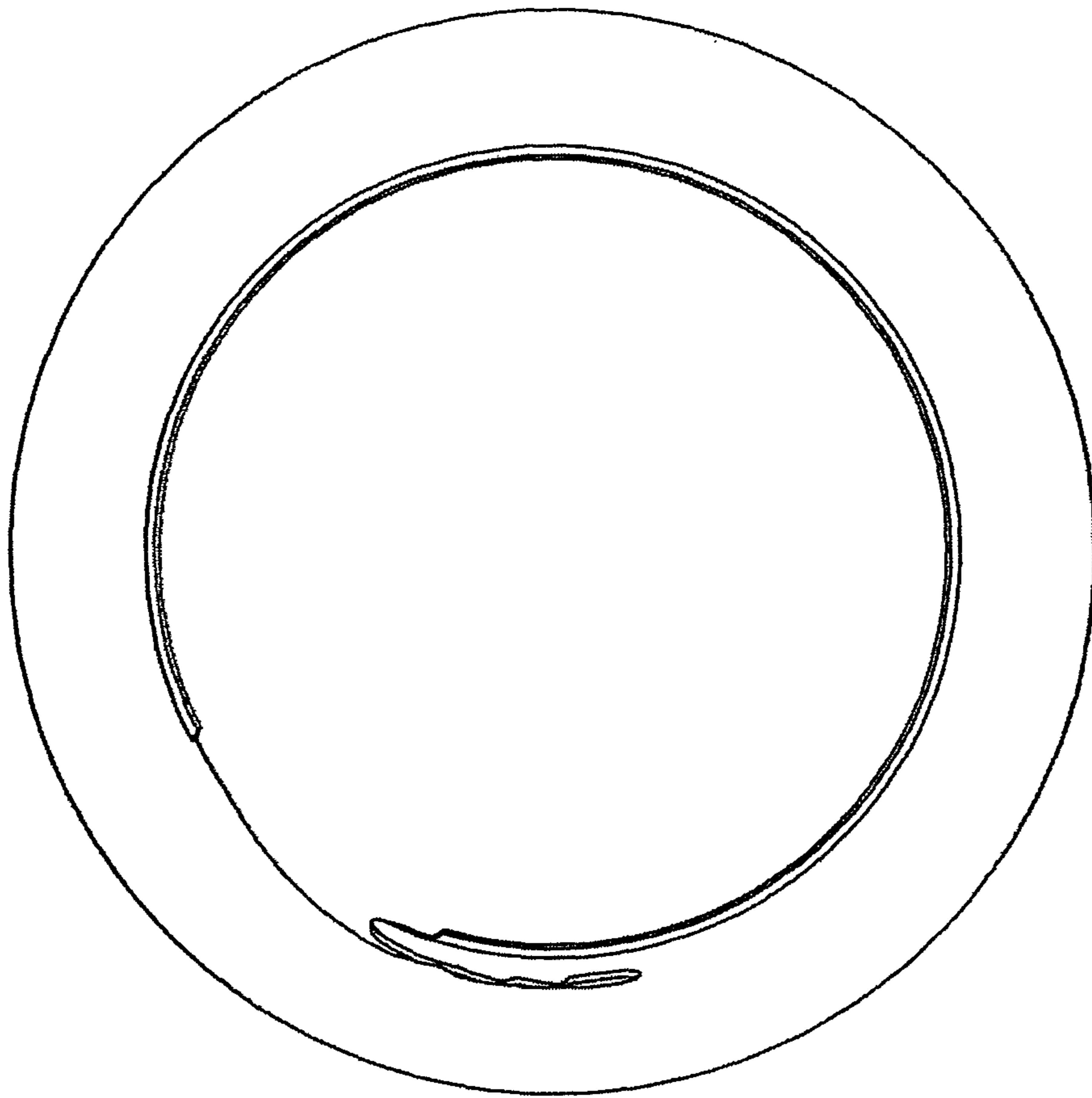


FIG. 6

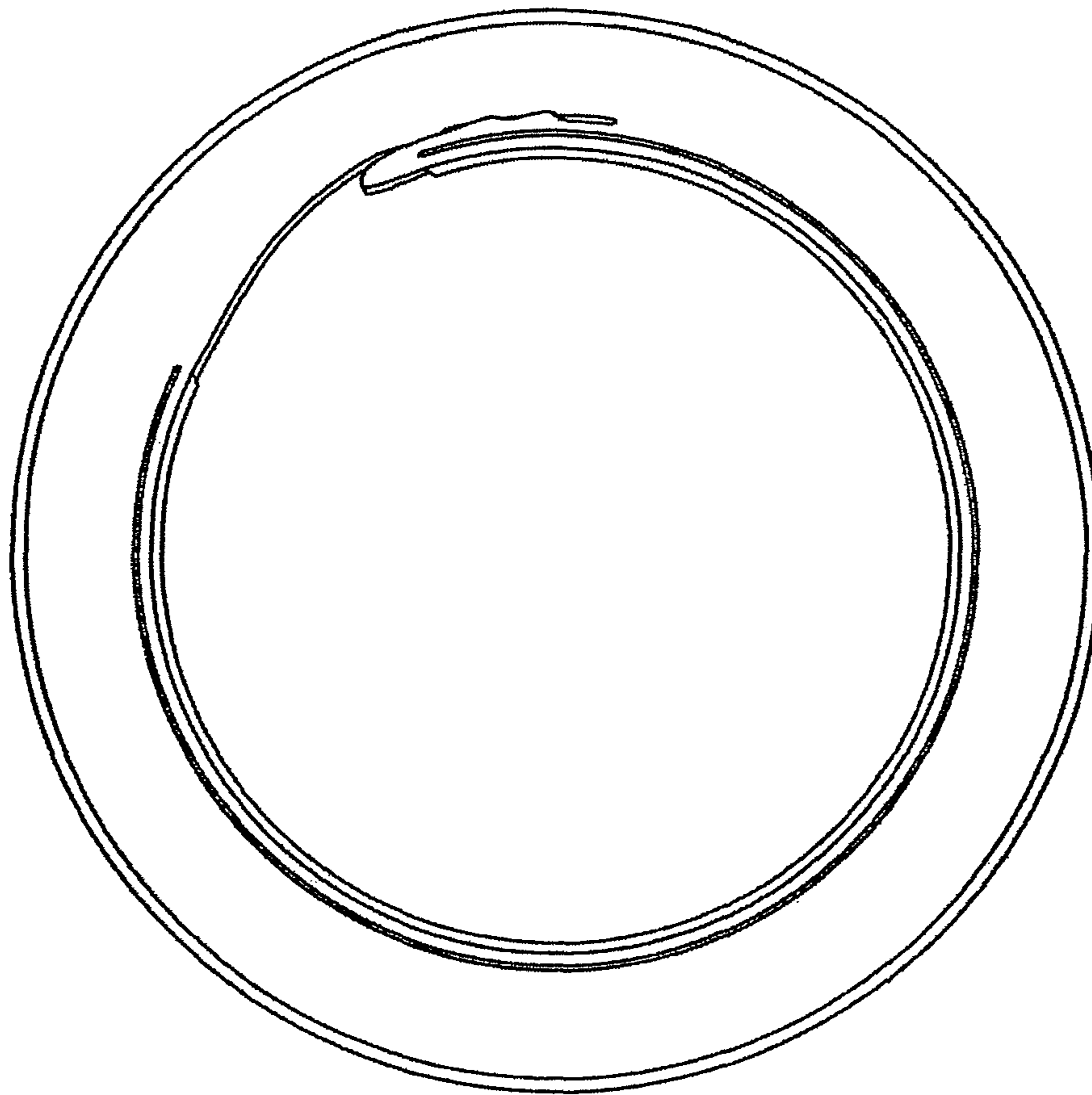


FIG. 7