



US00D729916S

(12) **United States Design Patent**
Choi et al.

(10) **Patent No.:** **US D729,916 S**

(45) **Date of Patent:** **** May 19, 2015**

(54) **AIR CONDITIONER**

(56) **References Cited**

(71) Applicant: **Samsung Electronics Co., Ltd.**,
Suwon-Si, Gyeonggi-Do (KR)

(72) Inventors: **Min Kyung Choi**, Seoul (KR); **Heejae Jeong**, Seongnam-si (KR)

(73) Assignee: **Samsung Electronics Co. Ltd.**,
Gyeonggi-do (KR)

(**) Term: **14 Years**

(21) Appl. No.: **29/473,394**

(22) Filed: **Nov. 21, 2013**

U.S. PATENT DOCUMENTS

D454,187 S *	3/2002	Wang et al.	D23/351
D481,783 S *	11/2003	Fok	D23/337
D554,745 S *	11/2007	Urfig	D23/351
D580,032 S *	11/2008	Kim et al.	D23/351
D683,005 S *	5/2013	Park et al.	D23/351
D689,993 S *	9/2013	Yoon et al.	D23/351

OTHER PUBLICATIONS

Office Action for corresponding U.S. Appl. No. 29/454,900 dated Jan. 22, 2014.

Office Action for corresponding U.S. Appl. No. 29/470,707 dated Jan. 22, 2014.

* cited by examiner

Primary Examiner — Brian N Vinson

(74) *Attorney, Agent, or Firm* — Harness, Dickey & Pierce

Related U.S. Application Data

(60) Division of application No. 29/470,707, filed on Oct. 24, 2013, now Pat. No. Des. 713,022, which is a continuation of application No. 29/454,900, filed on May 15, 2013, now Pat. No. Des. 717,419.

(57) **CLAIM**

The ornamental design for an air conditioner, as shown and described.

(30) **Foreign Application Priority Data**

Nov. 20, 2012 (KR) 30-2012-0055446
Nov. 20, 2012 (KR) 30-2012-0055447

(51) **LOC (10) Cl.** **23-04**

(52) **U.S. Cl.**
USPC **D23/351**

(58) **Field of Classification Search**
USPC D23/314, 317, 332-333, 337, 351;
312/236; 62/259.1, 259.3, 259.4,
62/262-263, 304, 401, 515-516;
454/330-331, 349-350, 354

See application file for complete search history.

DESCRIPTION

FIG. 1 is a front perspective view of an embodiment of an air conditioner, showing our new design;
FIG. 2 is a front view thereof;
FIG. 3 is a rear view thereof;
FIG. 4 is a left-side view thereof;
FIG. 5 is a right-side view thereof;
FIG. 6 is a top plan view thereof; and,
FIG. 7 is a bottom plan view thereof.

The broken lines are for illustrative purposes only and form no part of the claimed design.

The shade lines in the figures show contour and not surface ornamentation.

1 Claim, 6 Drawing Sheets




FIG. 1

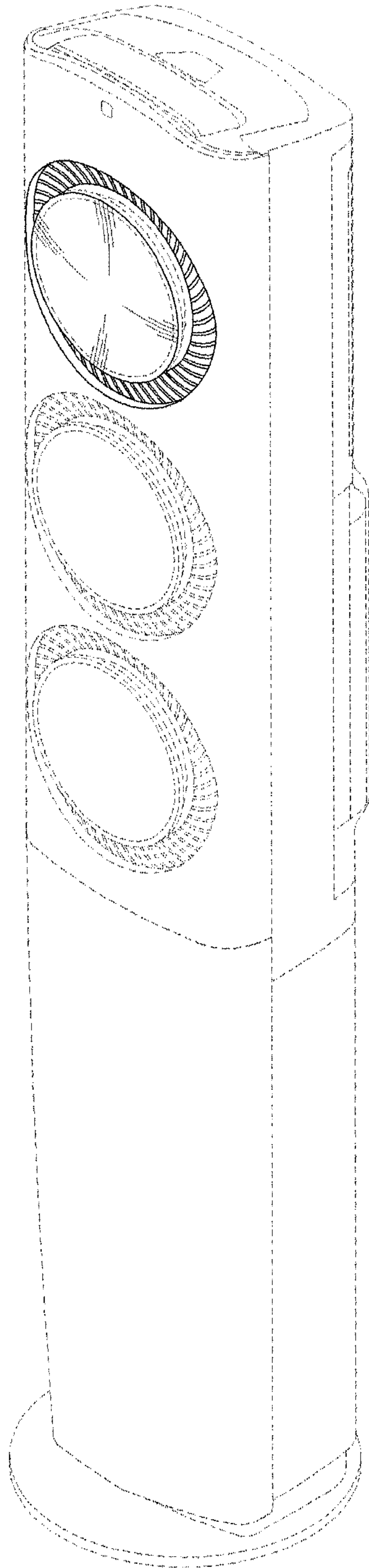


FIG. 2

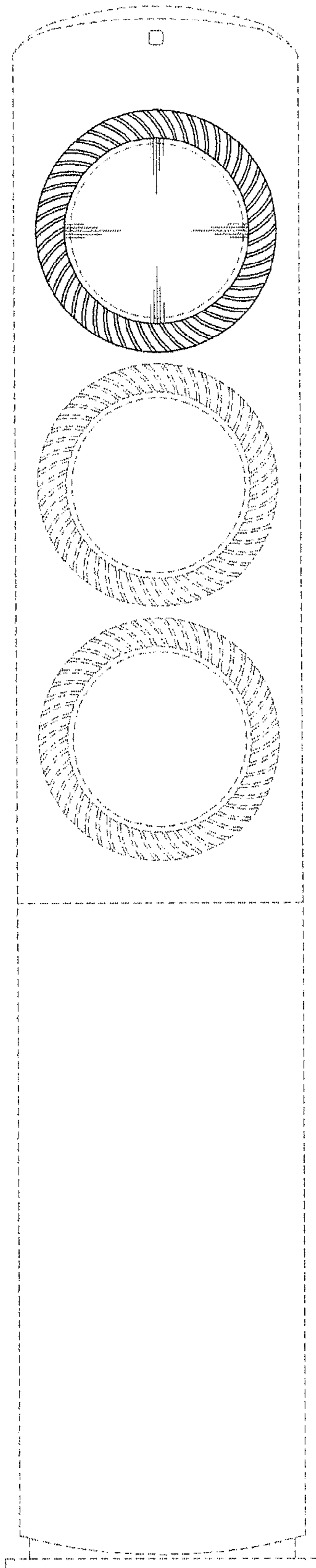


FIG. 3

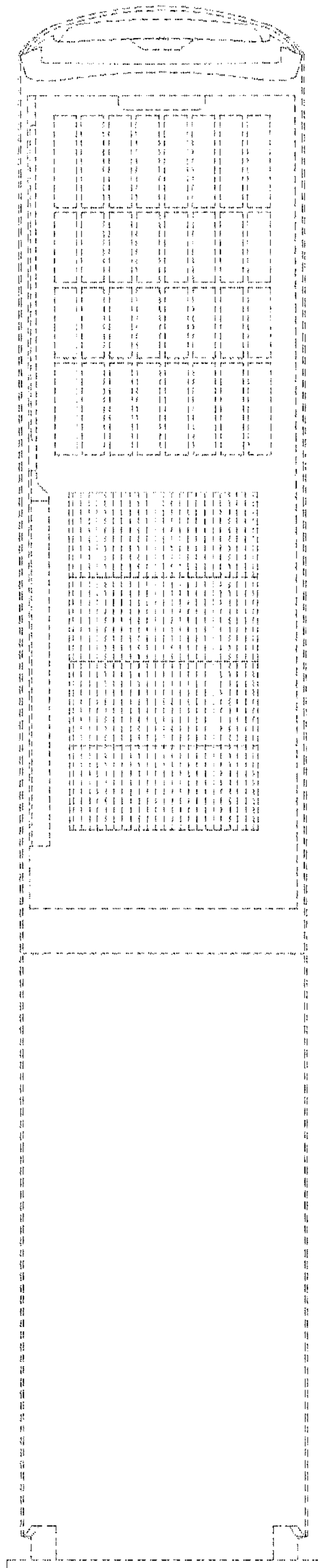


FIG. 4

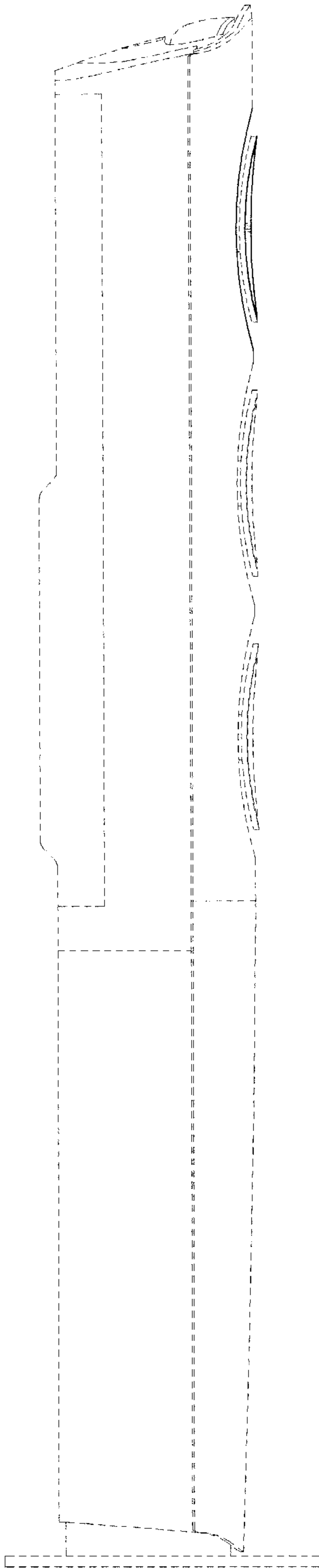


FIG. 5

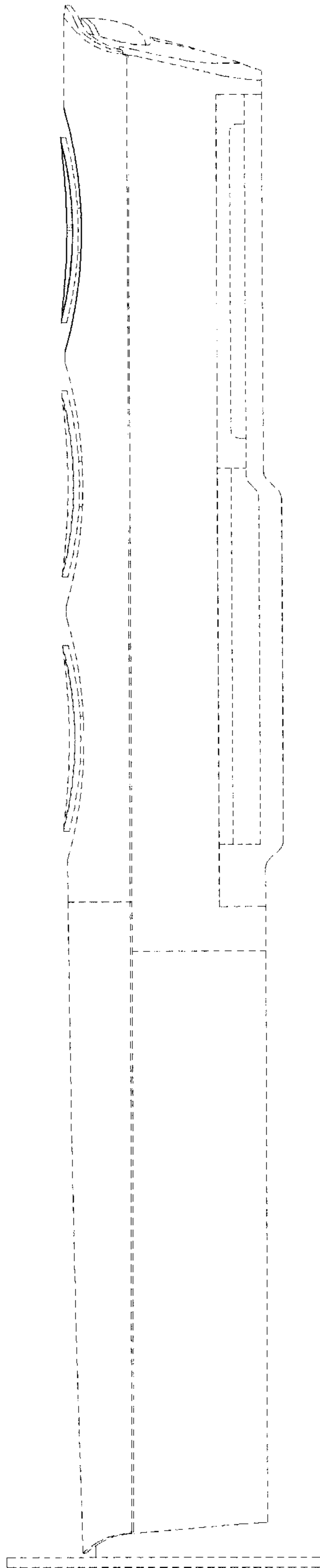


FIG. 6

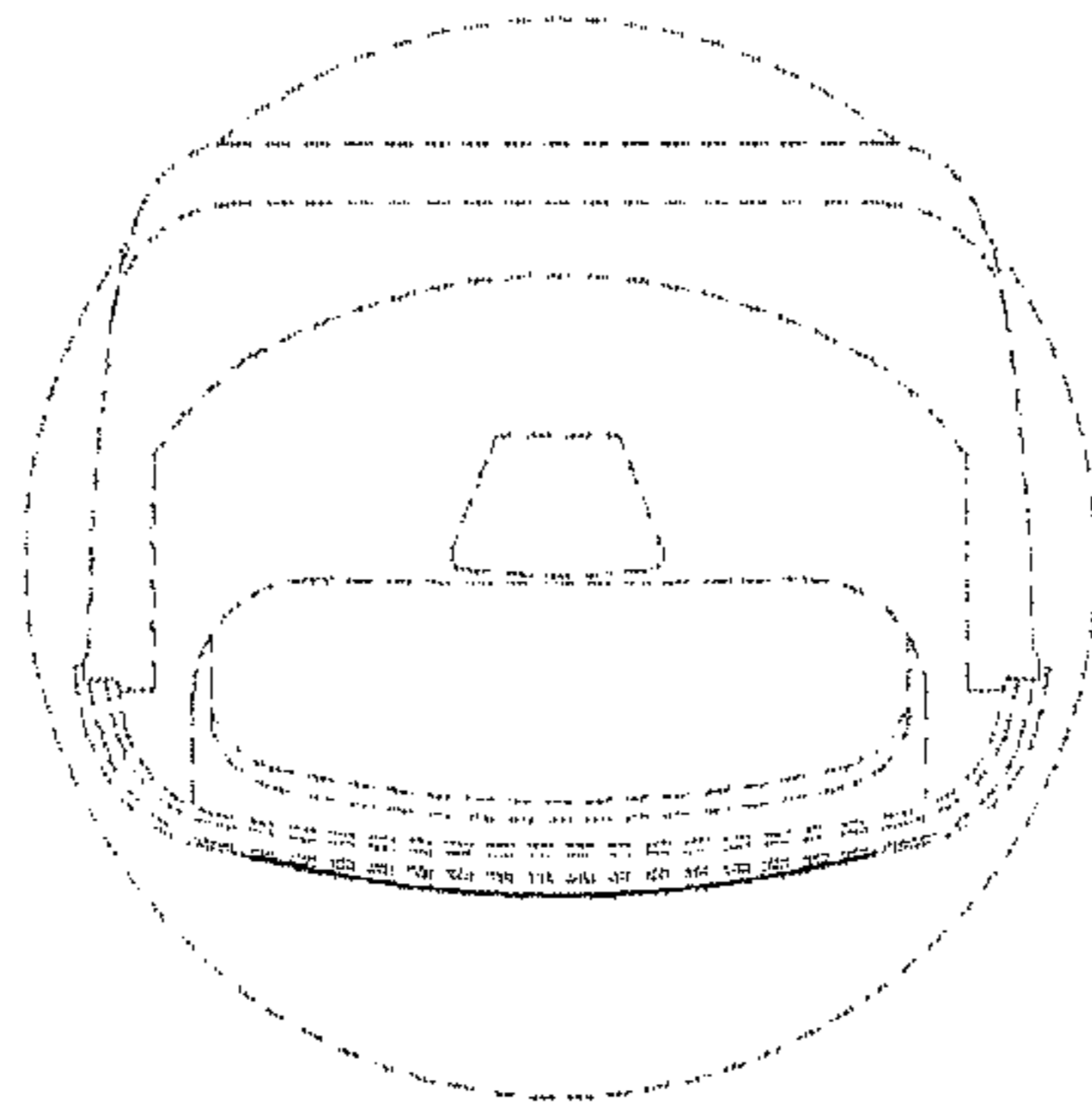


FIG. 7

