



US00D729900S

(12) **United States Design Patent**
Hooper

(10) **Patent No.:** **US D729,900 S**
(45) **Date of Patent:** **** May 19, 2015**

(54) **TIPLESS AND STACKABLE GAS CAN**

(71) Applicant: **Timothy W. Hooper**, Rogers, AR (US)

(72) Inventor: **Timothy W. Hooper**, Rogers, AR (US)

(**) Term: **14 Years**

(21) Appl. No.: **29/479,479**

(22) Filed: **Jan. 16, 2014**

(51) **LOC (10) Cl.** **23-01**

(52) **U.S. Cl.**
USPC **D23/211.1**

(58) **Field of Classification Search**

CPC B65D 1/00; B65D 1/02; B65D 1/12;
B65D 1/14; B65D 1/40; B65D 1/44; B65D
1/023; B65D 1/0223; B65D 1/165; B65D
1/238; B65D 1/246; B65D 1/253; B65D 7/04;
B65D 21/0209; B65D 21/0233; B65D 25/00;
B65D 25/28; B65D 41/0457; B65D 41/17;
B65D 53/06; B65D 75/56; B65D 79/005;
B65D 2501/0036; B65D 2543/00064; B65D
2543/00074; B65D 2543/00083; B65D
2543/00092; B65D 2543/00101; B65D
2543/00111

USPC D9/434, 435, 452-454, 516, 523, 531,
D9/535, 561, 763-783; 215/381-385;
220/660, 669, 675; D23/211.1, 211.2;
D12/218

See application file for complete search history.

(56) **References Cited**

U.S. PATENT DOCUMENTS

D202,660 S * 10/1965 Dike D9/520
3,214,052 A * 10/1965 Dike 215/10
3,658,204 A 4/1972 Bottger
3,746,200 A * 7/1973 Flider 215/10

5,669,526 A 9/1997 Keyfauber
5,823,345 A 10/1998 Nask
D401,188 S * 11/1998 Shickle D12/114
6,230,892 B1 5/2001 Przytulla
D446,494 S * 8/2001 Martin D12/218
6,352,167 B1 3/2002 Yu
6,588,612 B1 7/2003 Dorn
6,719,161 B1 4/2004 Craig
7,040,509 B2 5/2006 McLelland
D687,712 S * 8/2013 Juna et al. D9/528
D692,304 S * 10/2013 Cota Castillo D9/523
2006/0131334 A1 6/2006 Carlson
2007/0045213 A1 3/2007 Voss
2007/0114200 A1 5/2007 Lane
2009/0266782 A1 10/2009 Lane
2011/0204051 A1 8/2011 Pawl
2011/0220530 A1 9/2011 Weissbrod
2012/0055833 A1 3/2012 Thibault
2012/0261297 A1 10/2012 Eble
2013/0213846 A1 8/2013 Hendrickson

* cited by examiner

Primary Examiner — Keli L Hill

(74) *Attorney, Agent, or Firm* — Stephen D. Carver

(57) **CLAIM**

The ornamental design for a tipless and stackable gas can, as shown.

DESCRIPTION

FIG. 1 is a frontal isometric view of my tipless and stackable gas can showing my new design;
FIG. 2 is a rear isometric view thereof;
FIG. 3 is a front elevational view thereof;
FIG. 4 is a rear elevational view thereof;
FIG. 5 is a left side elevational view thereof;
FIG. 6 is a right side elevational view thereof;
FIG. 7 is a top plan view thereof; and,
FIG. 8 is a bottom plan view thereof.

1 Claim, 5 Drawing Sheets


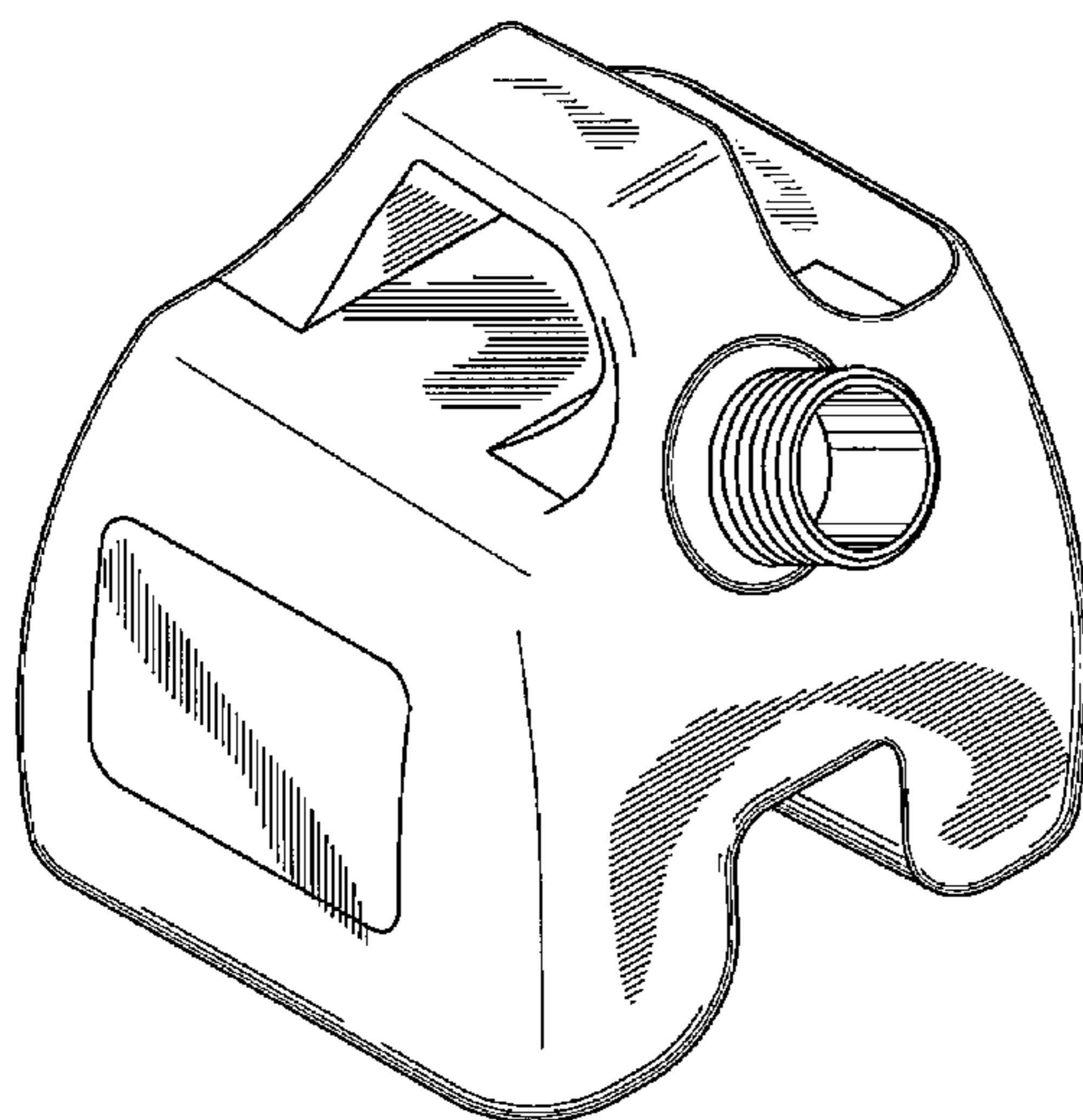


FIG.1

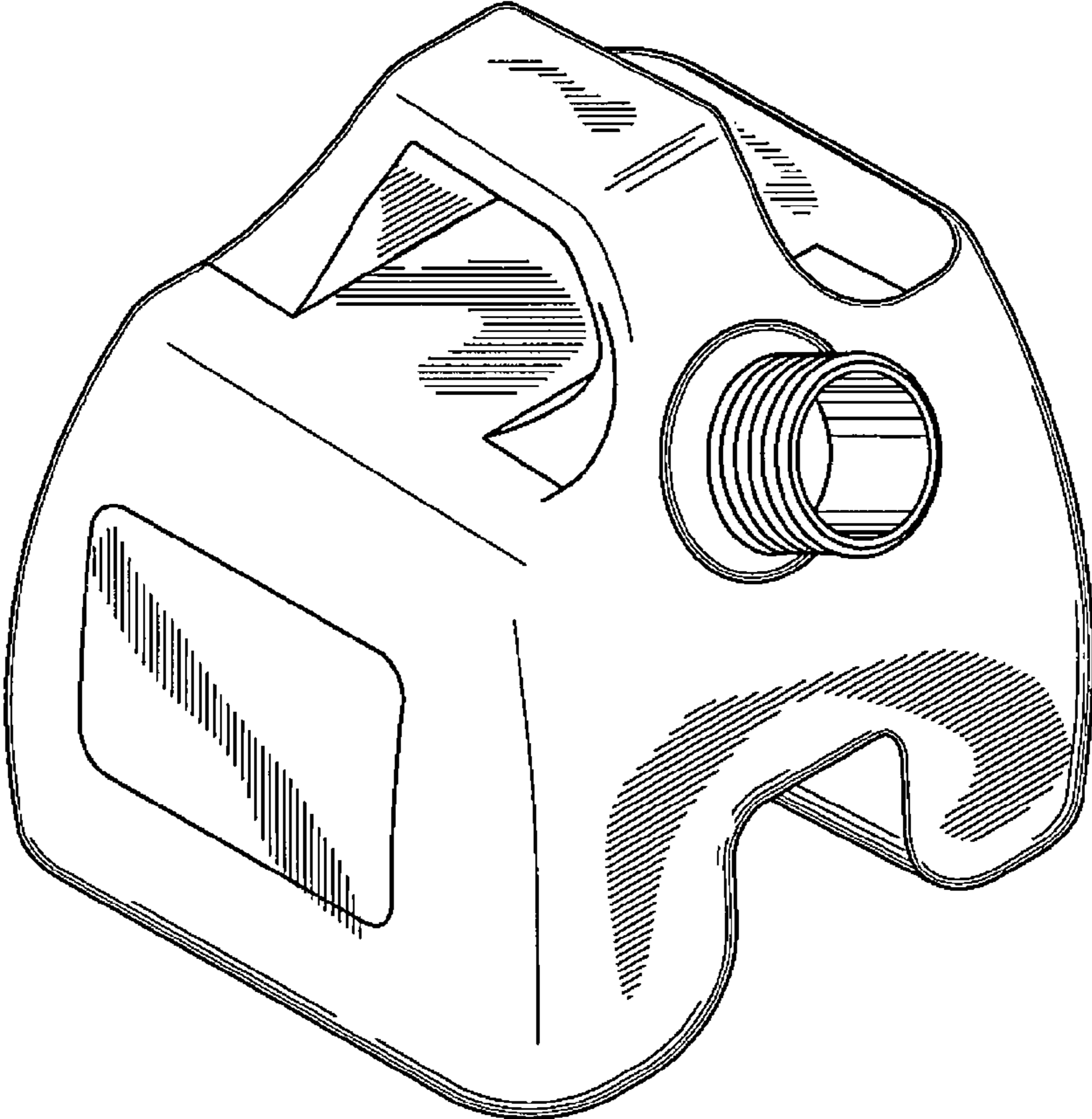



FIG. 2



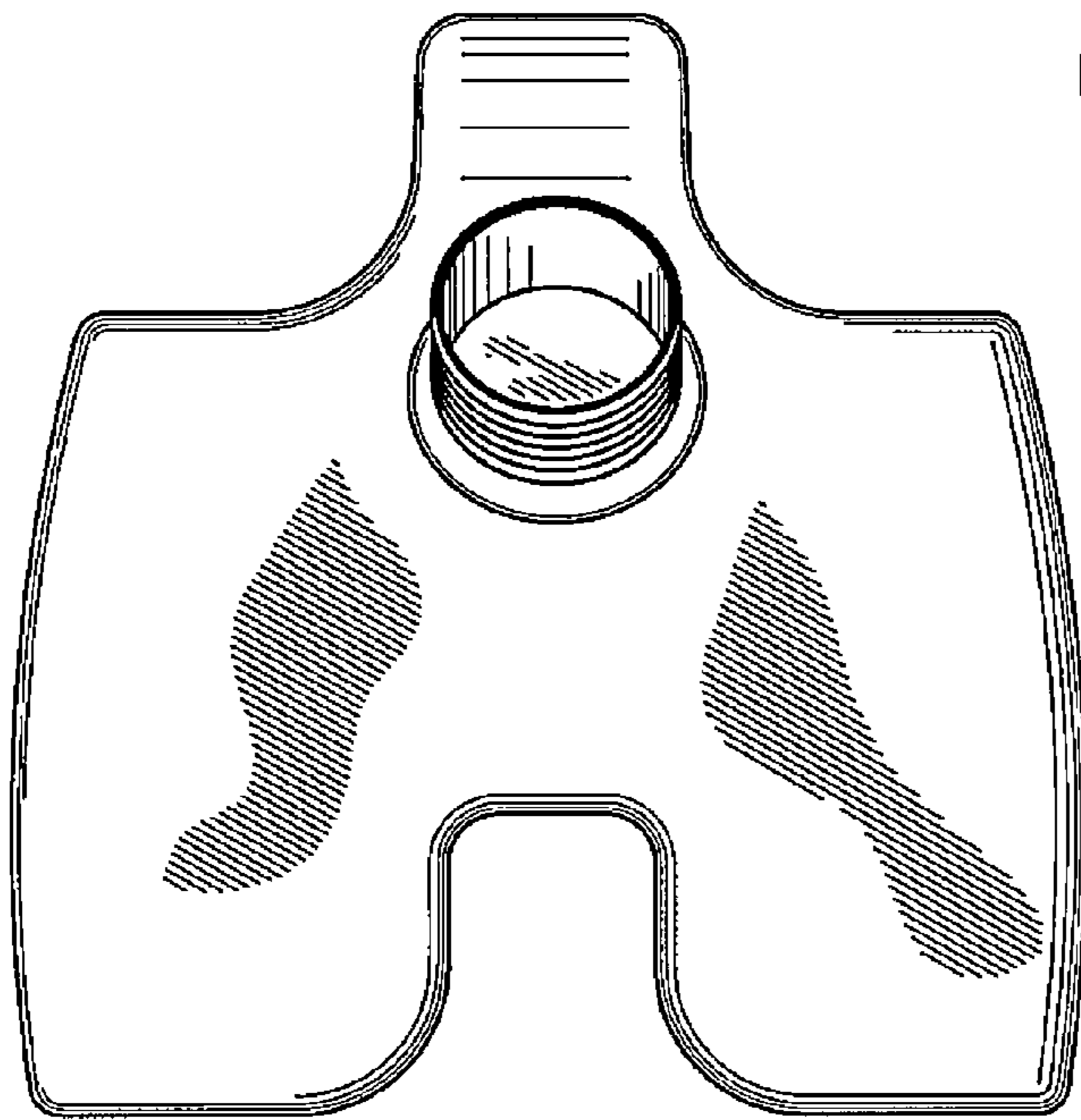
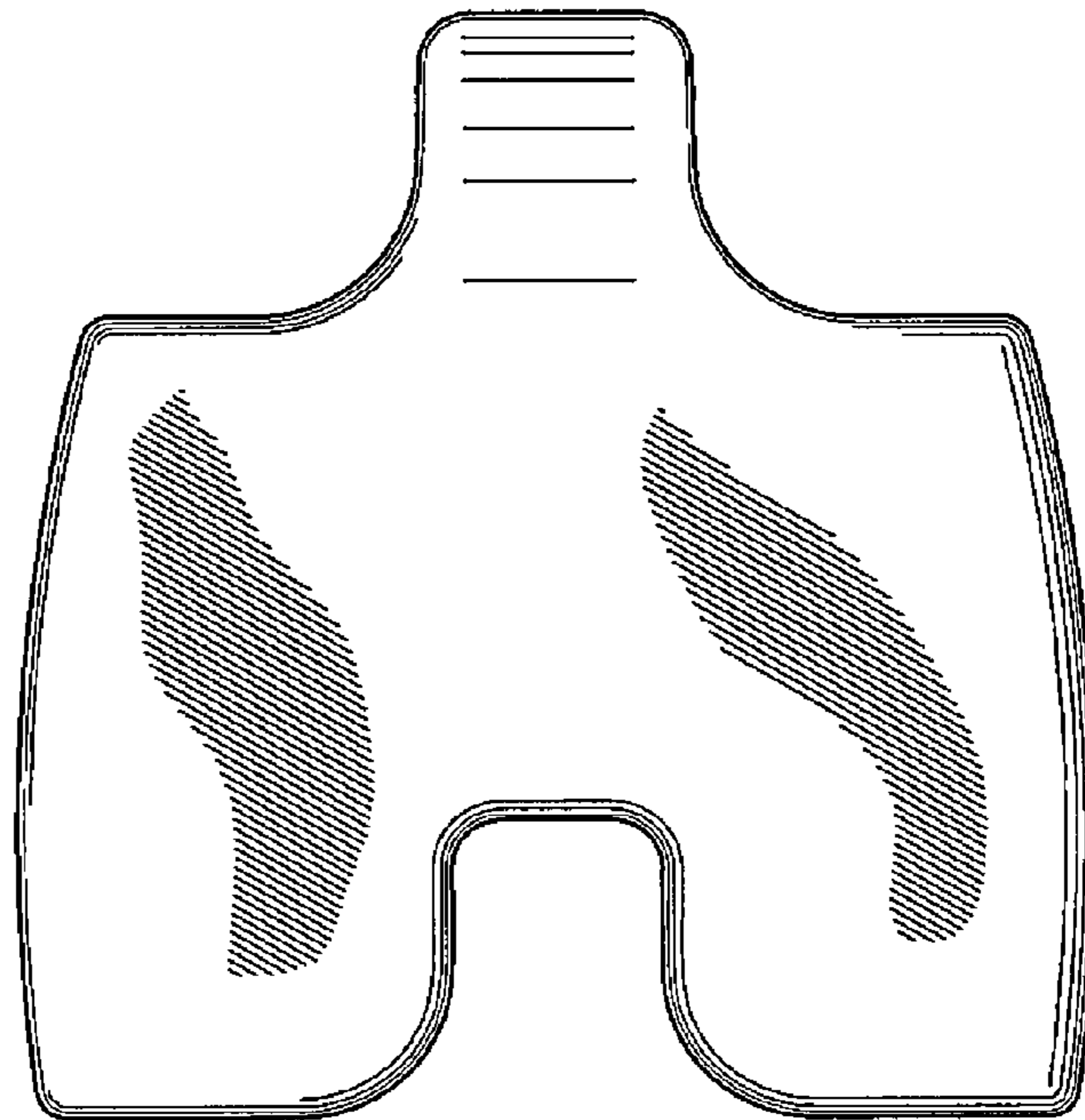


FIG. 3

FIG. 4



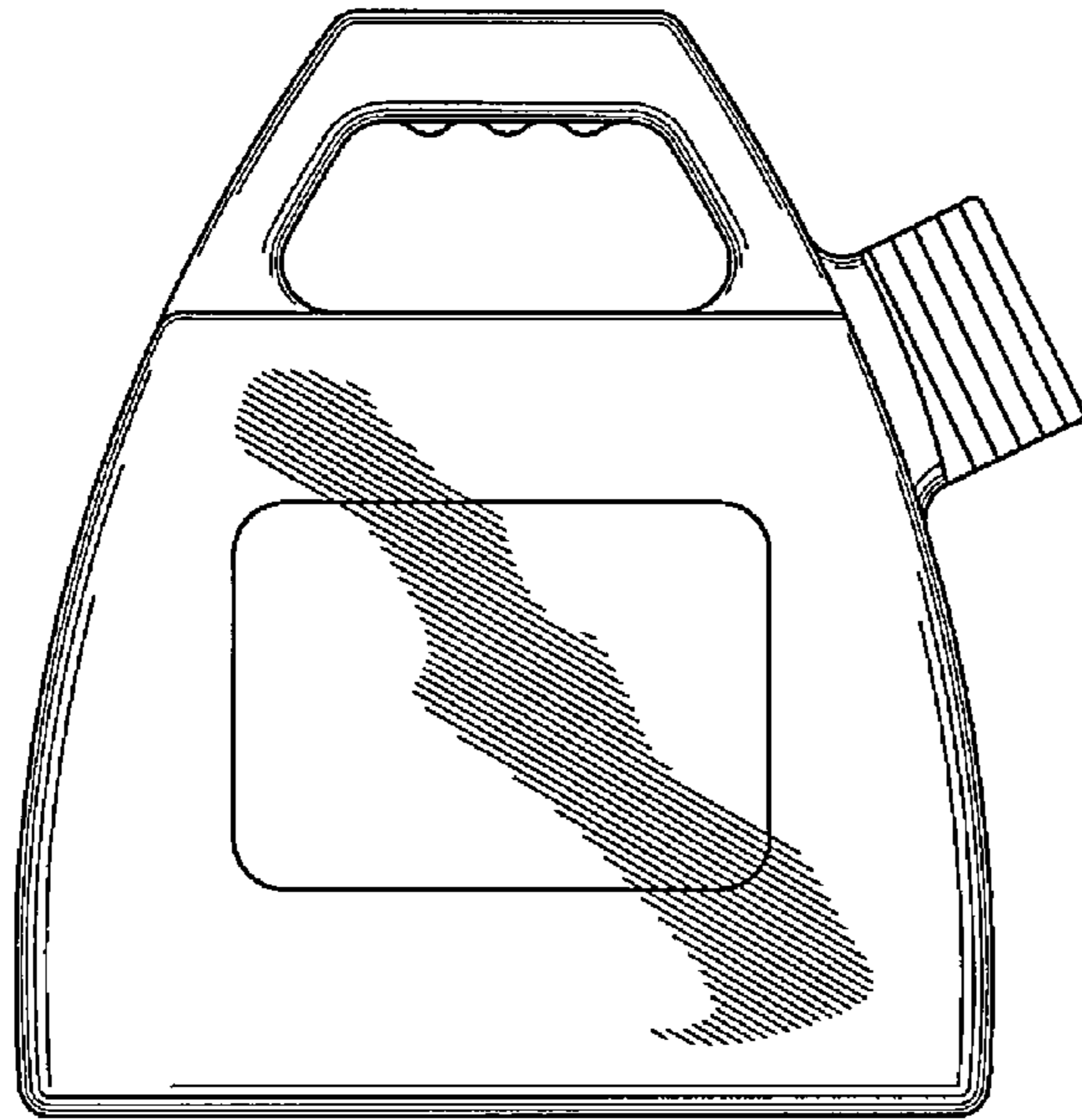


FIG. 5

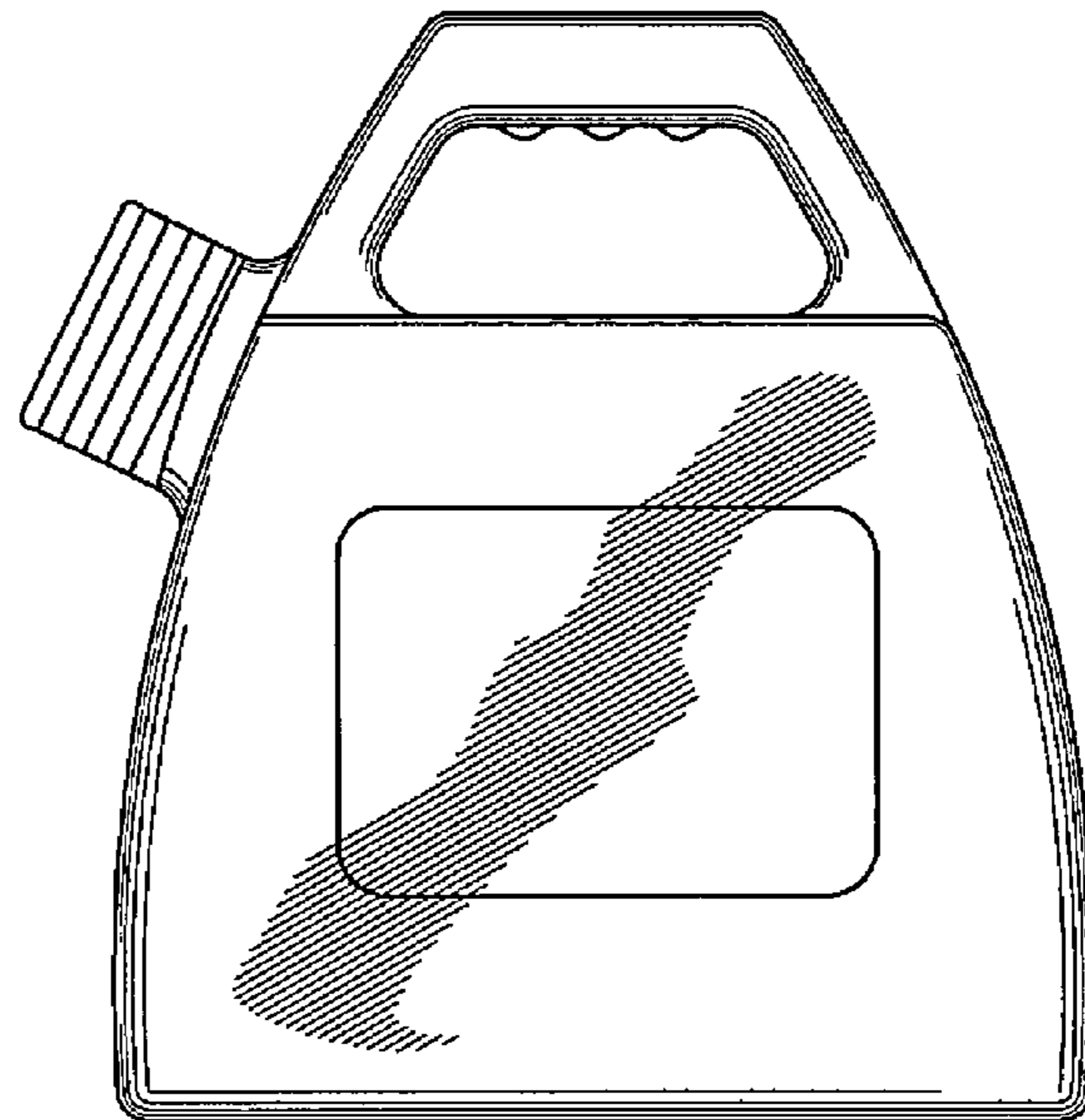


FIG. 6

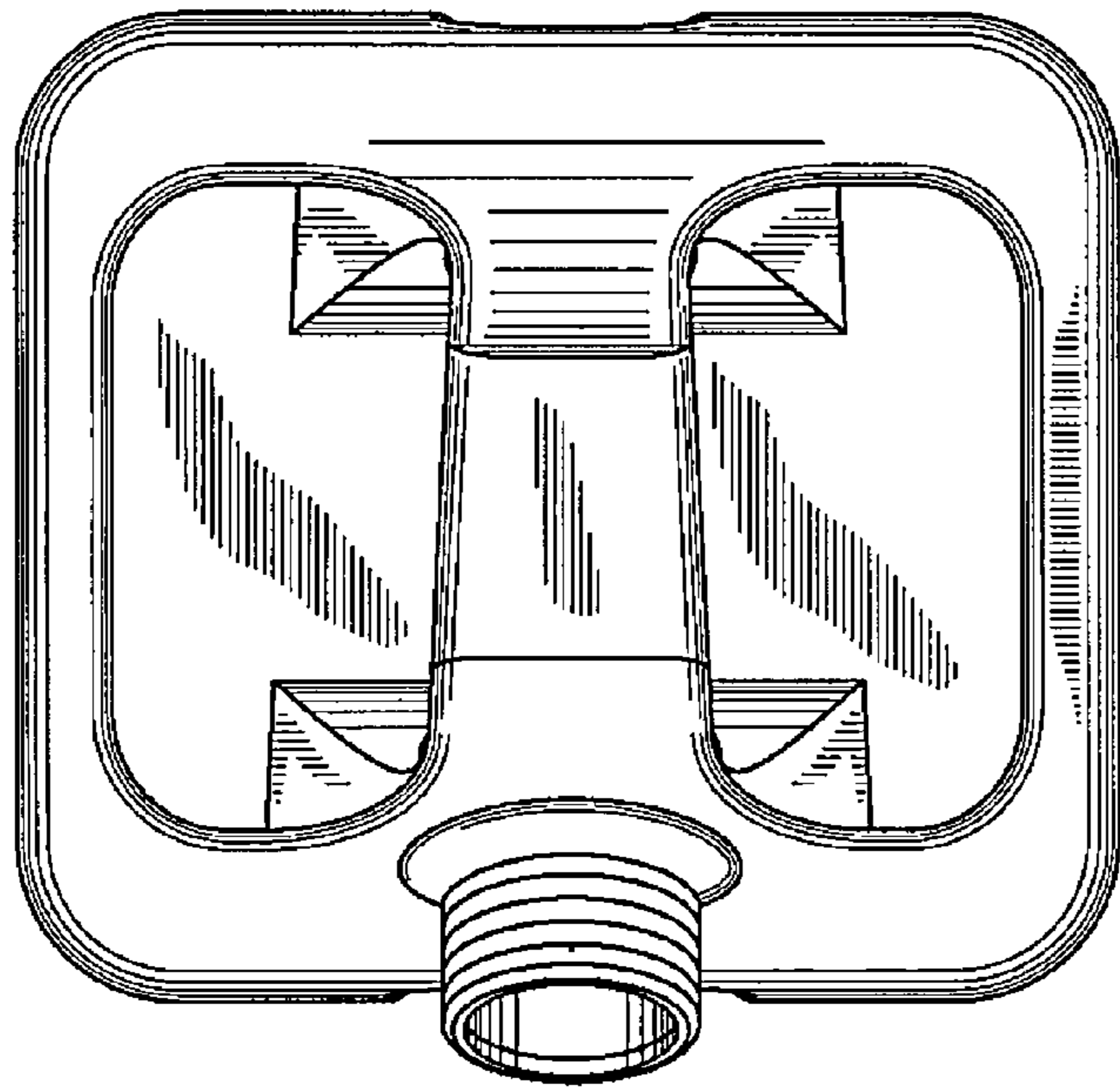


FIG. 7




FIG. 8