



US00D729898S

(12) **United States Design Patent**
Mahdjoubi Namin

(10) **Patent No.:** **US D729,898 S**
(45) **Date of Patent:** **** May 19, 2015**

(54) **WATER FILTRATION DEVICE**

(71) Applicant: **Amir Mehrdad Mahdjoubi Namin,**
Limhamn (SE)

(72) Inventor: **Amir Mehrdad Mahdjoubi Namin,**
Limhamn (SE)

(73) Assignee: **Orbital Systems AB,** Limhamn (SE)

(**) Term: **14 Years**

(21) Appl. No.: **29/463,700**

(22) Filed: **Jan. 31, 2014**

(30) **Foreign Application Priority Data**

Aug. 1, 2013 (SE) 002285288-0001
Aug. 1, 2013 (SE) 002285288-0002

(51) **LOC (10) Cl.** **23-01**

(52) **U.S. Cl.**
USPC **D23/209**

(58) **Field of Classification Search**
USPC D23/207, 209; 210/222, 223, 232, 282
See application file for complete search history.

(56) **References Cited**

U.S. PATENT DOCUMENTS

D262,306 S * 12/1981 Carpenter D23/207
D317,813 S * 6/1991 Ellison et al. D23/207

D318,516 S * 7/1991 Ellison et al. D23/207
D420,092 S * 2/2000 Lisseveld D23/207
D475,117 S * 5/2003 Sacs D23/207

* cited by examiner

Primary Examiner — Robin V Webster

(74) *Attorney, Agent, or Firm* — Meyertons, Hood, Kivlin,
Kowert & Goetzel, P.C.; Eric B. Meyertons


(57) **CLAIM**


The ornamental design for water filtration device, as shown
and described.


DESCRIPTION


FIG. 1 is a perspective front view of my design invention.
FIG. 2 is a front view of the design in FIG. 1.
FIG. 3 is a rear view of the design in FIG. 1.
FIG. 4 is a right side of the design in FIG. 1.
FIG. 5 is a left side view of the design in FIG. 1.
FIG. 6 is a top view of the design in FIG. 1.
FIG. 7 is a bottom view of the design in FIG. 1.
FIG. 8 is a perspective front view of another embodiment of
my design invention.
FIG. 9 is a front view of the design in FIG. 8.
FIG. 10 is a rear view of the design in FIG. 8.
FIG. 11 is a right side view of the design in FIG. 8.
FIG. 12 is a left side view of the design in FIG. 8.
FIG. 13 is a top view of the design in FIG. 8; and,
FIG. 14 is a bottom view of the design in FIG. 8.


1 Claim, 14 Drawing Sheets

















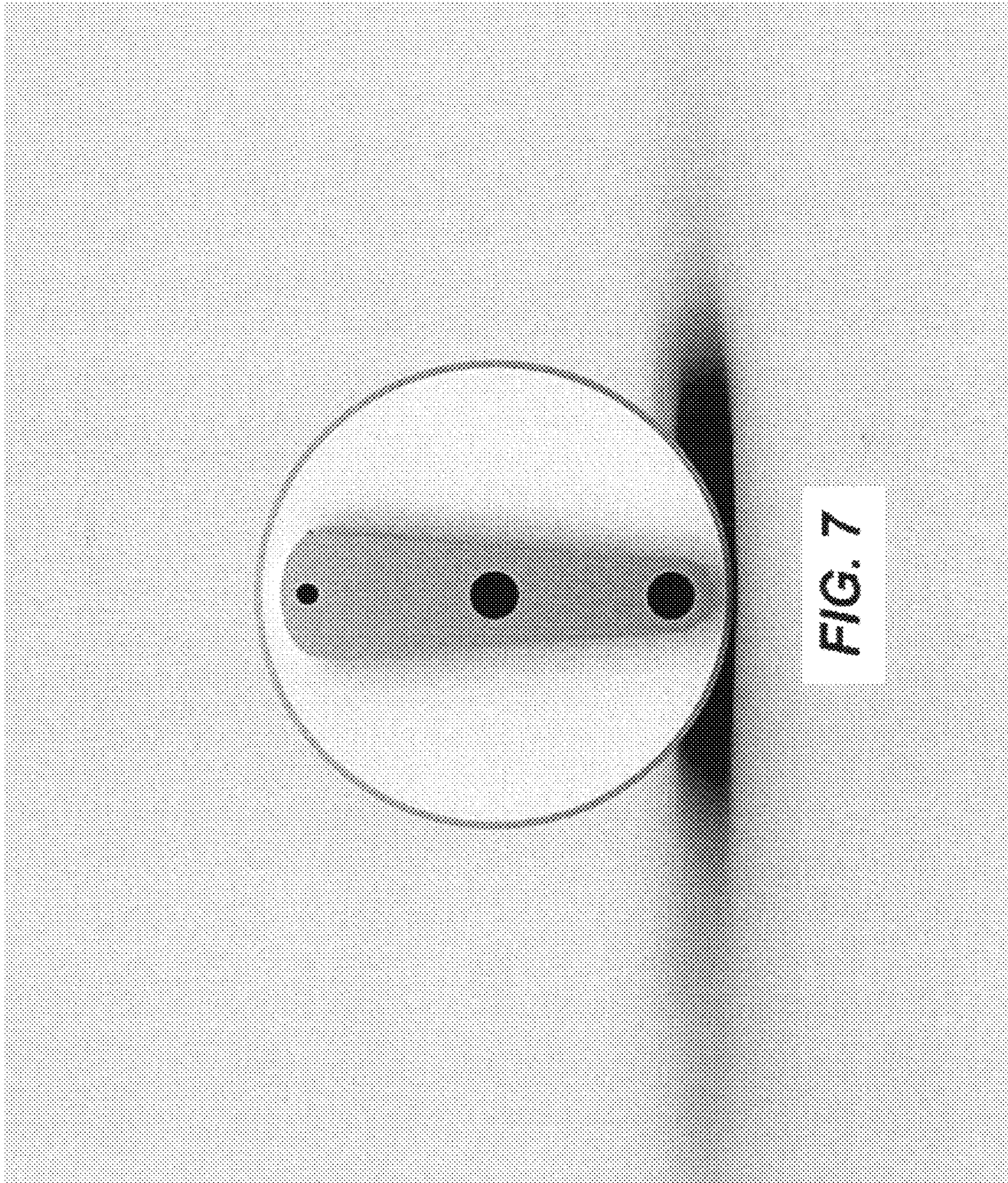





FIG. 7










FIG. 11




FIG. 12

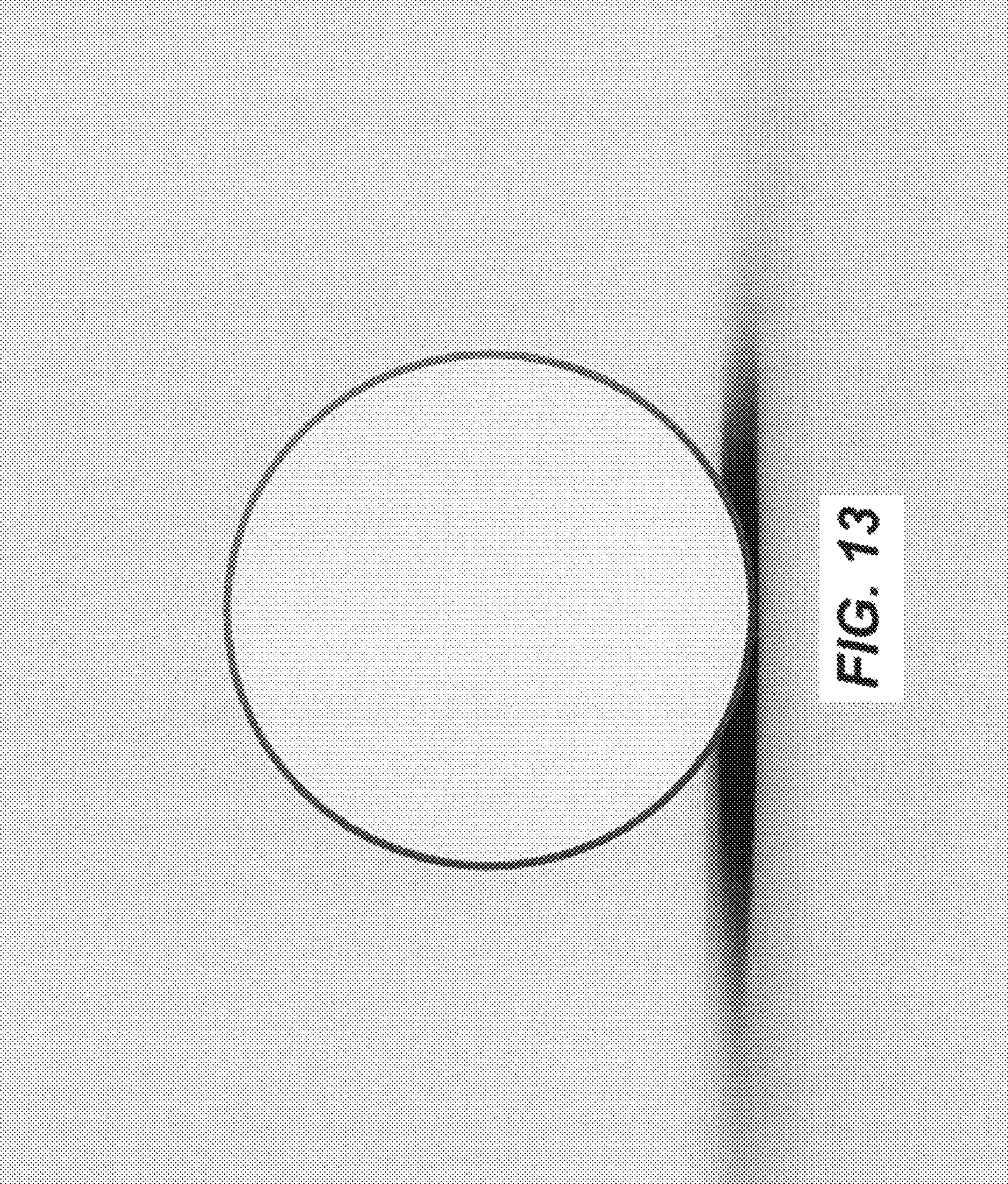


FIG. 13




FIG. 14