



US00D729888S

(12) **United States Design Patent**  
**Kessler**

(10) **Patent No.:** **US D729,888 S**

(45) **Date of Patent:** **\*\* May 19, 2015**

(54) **RESISTANCE DEVICE**

(71) Applicant: **Fitness Equipment Manufacturing, LLC**, Uxbridge, MA (US)

(72) Inventor: **George M. Kessler**, Taftville, CT (US)

(73) Assignee: **Fitness EM, LLC**, Uxbridge, MA (US)

(\*\*) Term: **14 Years**

(21) Appl. No.: **29/453,479**

(22) Filed: **Apr. 30, 2013**

(51) **LOC (10) Cl.** ..... **21-02**

(52) **U.S. Cl.**  
USPC ..... **D21/692**

(58) **Field of Classification Search**  
USPC ..... 63/15.3, 4, 9, 15.7; D11/3, 12, 17;  
D21/692; 482/91, 121, 122-127;  
D8/65, 333

See application file for complete search history.

(56) **References Cited**

**U.S. PATENT DOCUMENTS**

76,470	A *	4/1868	Kinsel .....	63/41
4,497,489	A *	2/1985	Pelletier .....	273/158
4,723,775	A *	2/1988	Stephens .....	482/79
D301,271	S *	5/1989	Greenfeld et al. ....	D21/692
D342,461	S *	12/1993	Fahmy .....	D11/3

D344,995	S *	3/1994	Sheppard .....	D21/692
5,342,273	A *	8/1994	Plendl et al. ....	482/126
D365,374	S *	12/1995	Ando .....	D21/684
5,735,781	A *	4/1998	Pai .....	482/126
D429,179	S *	8/2000	Cascone .....	D11/3
D431,618	S *	10/2000	Royce .....	D21/692
6,243,929	B1 *	6/2001	Curwood .....	24/598.2
D475,423	S *	6/2003	Chrystal .....	D21/684
D520,896	S *	5/2006	Levy .....	D11/12
D658,528	S *	5/2012	Rafaelian .....	D11/3
D684,496	S *	6/2013	Haimoff .....	D11/3
D703,319	S *	4/2014	Ziegner .....	D24/141
D709,283	S *	7/2014	Adelman .....	D3/210

\* cited by examiner

*Primary Examiner* — Philip S Hyder

*Assistant Examiner* — Keith Frank

(74) *Attorney, Agent, or Firm* — Kilpatrick Townsend & Stockton LLP

(57) **CLAIM**

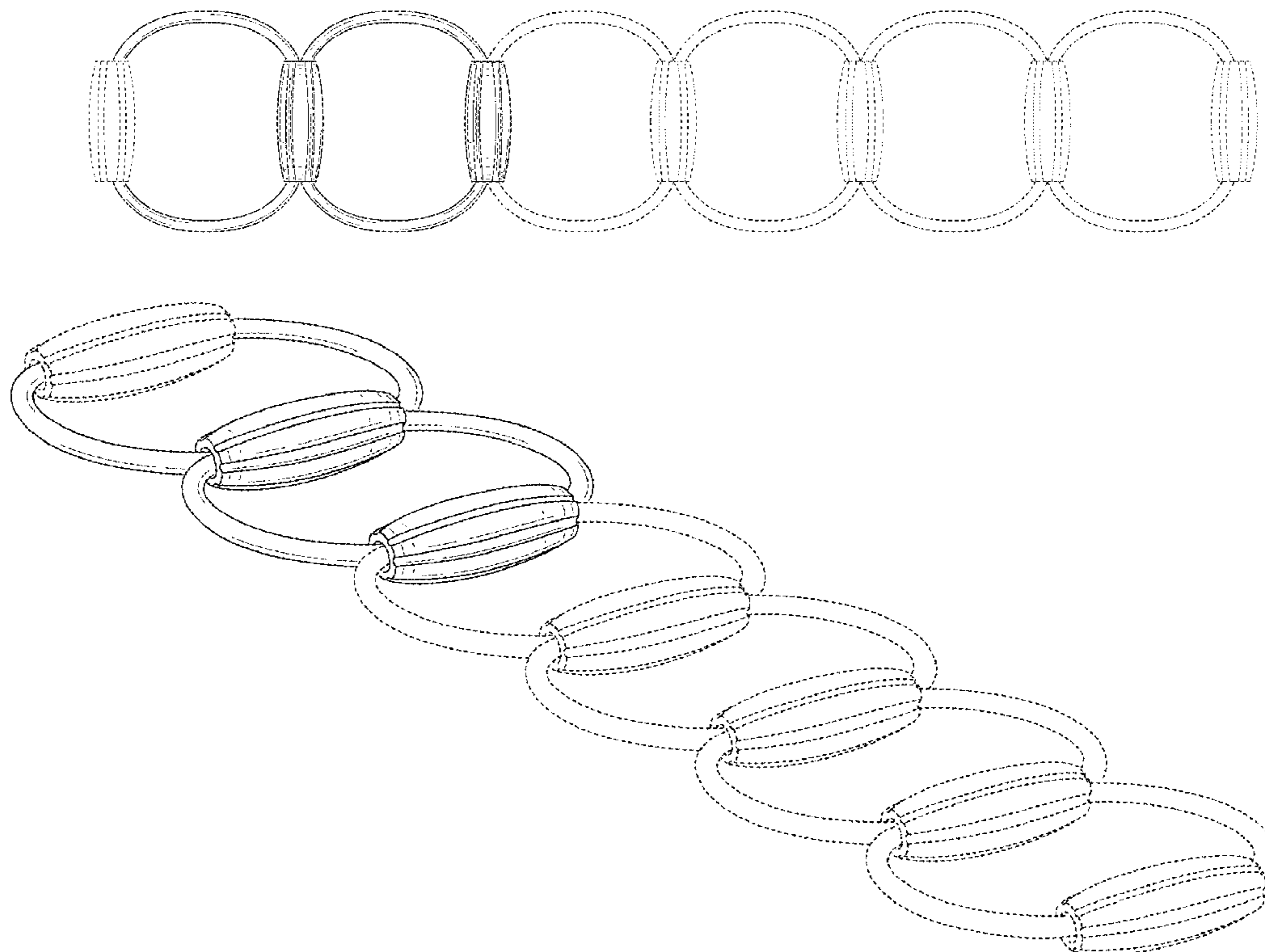
The ornamental design for a resistance device, as shown and described.

**DESCRIPTION**

FIG. 1 is a side view of a resistance device; FIG. 2 is a top view of the resistance device of FIG. 1; and, FIG. 3 is a side perspective view of the resistance device of FIG. 1.

The broken lines illustrate portions of the resistance device that form no part of the claimed design.

**1 Claim, 3 Drawing Sheets**



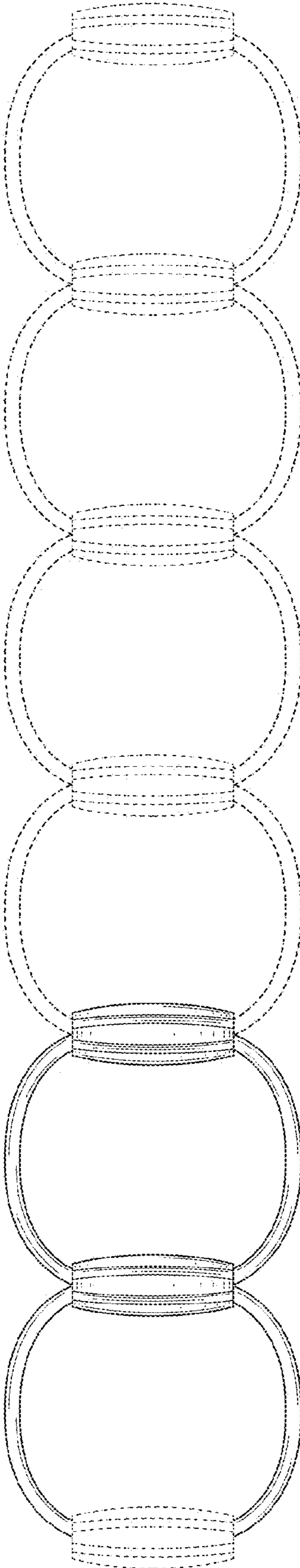


FIG. 1



FIG. 2

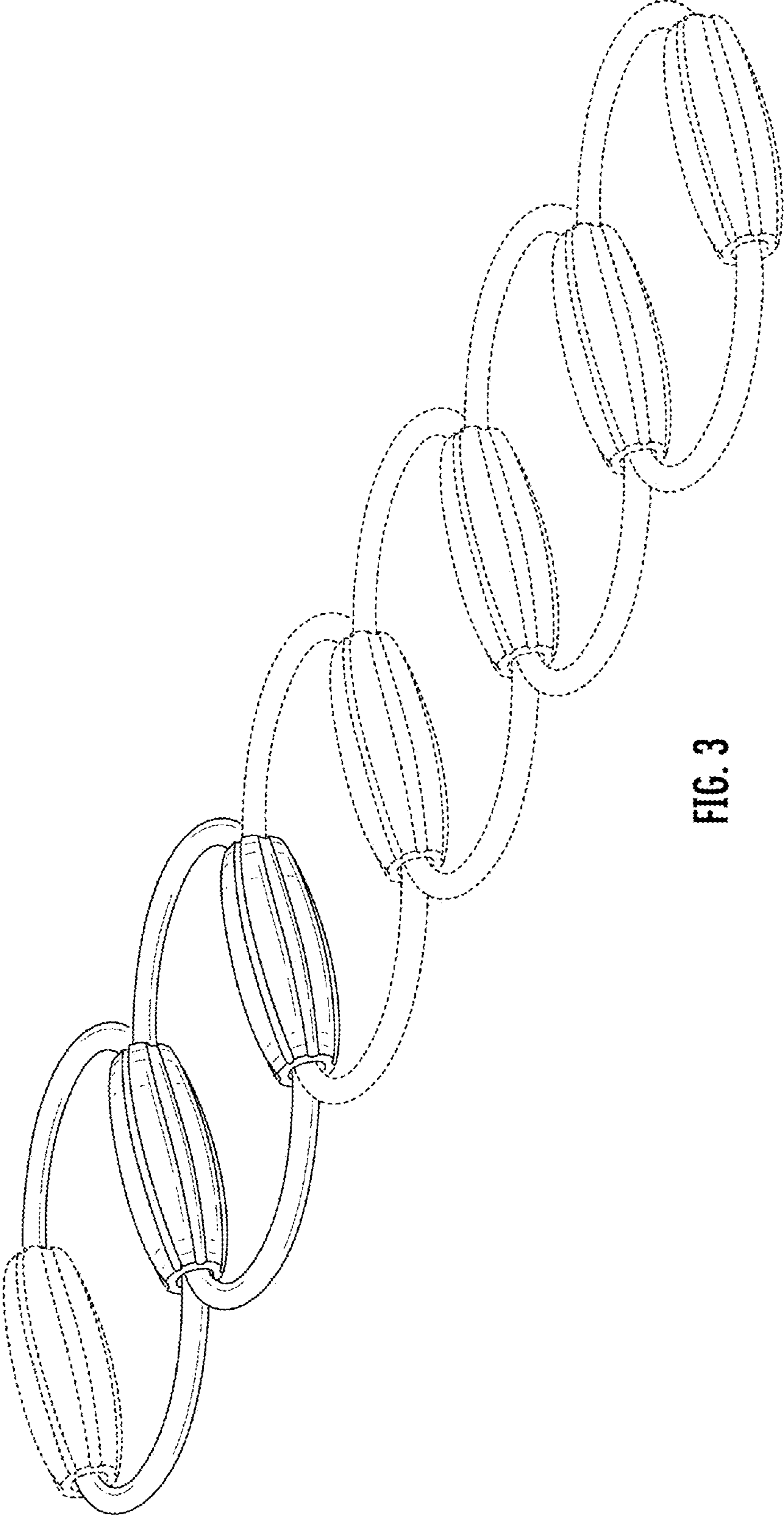


FIG. 3