



US00D729861S

(12) **United States Design Patent**
Huang

(10) **Patent No.:** **US D729,861 S**
(45) **Date of Patent:** **** May 19, 2015**

(54) **CAMERA**

(71) Applicant: **HANGZHOU HIKVISION DIGITAL TECHNOLOGY CO., LTD.,**
Hangzhou, Zhejiang (CN)

(72) Inventor: **Meiqun Huang,** Zhejiang (CN)

(73) Assignee: **Hangzhou Hikvision Digital Technology Co., Ltd.,** Hangzhou, Zhejiang (CN)

(**) Term: **14 Years**

(21) Appl. No.: **29/482,655**

(22) Filed: **Feb. 20, 2014**

(30) **Foreign Application Priority Data**

Aug. 21, 2013 (CN) 2013 3 0401273

(51) **LOC (10) Cl.** **16-01**

(52) **U.S. Cl.**
USPC **D16/203**

(58) **Field of Classification Search**
USPC D16/200, 201, 202, 203, 219; 348/143, 348/151, 373-374; 396/427, 535-541
See application file for complete search history.

(56) **References Cited**

U.S. PATENT DOCUMENTS

D426,250 S * 6/2000 Lefkowitz D16/203
D449,630 S * 10/2001 Rak et al. D16/203

D452,696 S * 1/2002 Fenton D16/203
D499,125 S * 11/2004 Adachi et al. D16/203
D556,235 S * 11/2007 Todd et al. D16/203
D645,071 S * 9/2011 Hinkel D16/203
8,506,181 B2 * 8/2013 Mukai 396/427
D694,306 S * 11/2013 Katori et al. D16/203
8,908,032 B2 * 12/2014 Bergstrom et al. 348/373

* cited by examiner

Primary Examiner — Adir Aronovich

(74) *Attorney, Agent, or Firm* — Hamre, Schumann, Mueller & Larson, P.C.

(57) **CLAIM**

The ornamental design for a camera, as shown.

DESCRIPTION

FIG. 1 is a top perspective view of a camera showing my invention;
FIG. 2 is a front elevational view of the camera depicted in FIG. 1;
FIG. 3 is a rear elevational view of the camera depicted in FIG. 1;
FIG. 4 is a left side elevational view of the camera depicted in FIG. 1;
FIG. 5 is a right side elevational view of the camera depicted in FIG. 1; and,
FIG. 6 is a top plan view of the camera depicted in FIG. 1.

1 Claim, 3 Drawing Sheets





Fig 1




Fig 2




Fig 3




Fig 4




Fig 5



Fig 6