



US00D729846S

(12) **United States Design Patent**  
**Lee**

(10) **Patent No.:** **US D729,846 S**  
(45) **Date of Patent:** **\*\* May 19, 2015**

(54) **DISPLAY SCREEN OR PORTION THEREOF WITH ICON**

(71) Applicant: **Samsung Electronics Co., Ltd.**,  
Suwon-si (KR)

(72) Inventor: **Seung-Myung Lee**, Seoul (KR)

(73) Assignee: **Samsung Electronics Co., Ltd.**,  
Suwon-si (KR)

(\*\*) Term: **14 Years**

(21) Appl. No.: **29/457,158**

(22) Filed: **Jun. 7, 2013**

(30) **Foreign Application Priority Data**

Feb. 23, 2013 (KR) ..... 30-2013-0009514

(51) **LOC (10) Cl.** ..... **14-04**

(52) **U.S. Cl.**  
USPC ..... **D14/495; D14/492**

(58) **Field of Classification Search**  
CPC .. G06F 3/0481; G06F 3/04817; G06F 3/0482  
USPC ..... D14/489-495  
See application file for complete search history.

(56) **References Cited**

**U.S. PATENT DOCUMENTS**

D270,271 S \* 8/1983 Steele ..... D18/27  
D428,420 S \* 7/2000 Hwang et al. .... D14/495  
D428,614 S \* 7/2000 Hwang et al. .... D14/495

D428,615 S \* 7/2000 Hwang et al. .... D14/495  
7,126,581 B2 \* 10/2006 Burk et al. .... 345/156  
7,440,767 B2 \* 10/2008 Ballay et al. .... 455/507  
D595,727 S \* 7/2009 Koes et al. .... D14/485  
7,831,928 B1 \* 11/2010 Rose et al. .... 715/810  
D638,436 S \* 5/2011 Cavanaugh et al. .... D14/488  
8,122,358 B2 \* 2/2012 Aonuma et al. .... 715/733  
8,375,327 B2 \* 2/2013 Lorch et al. .... 715/810  
2012/0167001 A1 \* 6/2012 Ortiz et al. .... 715/781

**OTHER PUBLICATIONS**

Logo Lounge, by Bill Gardner and Catharine Fishel, Rockport Publishers, Gloucester, MA © 2003, pp. 136 and 143.\*  
Gort's Icons vol. 3, [online], [retrieved on Jan. 24, 2007]. Retrieved from the Internet <URL: <http://www.iconarchive.com/icon/art/gorts-icons-vol3-by-gort/index.html>>.\*

\* cited by examiner

*Primary Examiner* — Karen E Kearney

(74) *Attorney, Agent, or Firm* — NSIP Law

(57) **CLAIM**

The ornamental design for a display screen or portion thereof with icon, as shown and described.

**DESCRIPTION**

FIG. 1 is a front view of a display screen or portion thereof with icon, showing my new design;  
FIG. 2 is a front view of a second embodiment thereof; and, FIG. 3 is a front view of a third embodiment thereof.  
The broken line showings of the display screen in all of the figures and portions of the icon in FIG. 1 form no part of the claimed design.

**1 Claim, 3 Drawing Sheets**





FIG. 1




FIG. 2




FIG. 3

