

US00D729819S

(12) **United States Design Patent**
Beaty

(10) **Patent No.:** **US D729,819 S**

(45) **Date of Patent:** **** May 19, 2015**

- (54) **PORTION OF A DISPLAY SCREEN WITH ICON**
- (71) Applicant: **Robert M Beaty**, Flower Mound, TX (US)
- (72) Inventor: **Robert M Beaty**, Flower Mound, TX (US)
- (73) Assignee: **RedCrittter, Corp.**, Flower Mound, TX (US)
- (**) Term: **14 Years**
- (21) Appl. No.: **29/437,191**
- (22) Filed: **Nov. 14, 2012**
- (51) **LOC (10) Cl.** **14-04**
- (52) **U.S. Cl.**
USPC **D14/485**
- (58) **Field of Classification Search**
CPC ... G06F 3/048; G06F 3/0481; G06F 3/04817;
G06F 3/0482; G06F 3/0485
USPC D14/485-495
See application file for complete search history.

7,818,687	B2 *	10/2010	Brouaux	715/837
D628,584	S *	12/2010	Umezawa	D14/489
D637,197	S *	5/2011	Ray et al.	D14/486
D642,195	S *	7/2011	Marks et al.	D14/490
D644,655	S *	9/2011	McLaughlin et al.	D14/489
D649,975	S *	12/2011	Schneider	D14/489
D650,793	S *	12/2011	Impas et al.	D14/489
D650,796	S *	12/2011	Rincover et al.	D14/492
D650,800	S *	12/2011	Impas et al.	D14/493
D651,612	S *	1/2012	Impas et al.	D14/489
D651,615	S *	1/2012	Koehn	D14/493
D652,053	S *	1/2012	Impas et al.	D14/489
D661,704	S *	6/2012	Rasmussen	D14/489
D665,423	S *	8/2012	Impas et al.	D14/493
D667,432	S *	9/2012	Phelan	D14/491
D667,842	S *	9/2012	Ouilhet	D14/489
D674,405	S *	1/2013	Guastella et al.	D14/488
D681,661	S *	5/2013	Koehn et al.	D14/488
D681,667	S *	5/2013	Phelan	D14/489
D683,750	S *	6/2013	Hally	D14/488

(Continued)

Primary Examiner — Kevin Rudzinski


(57) **CLAIM**
The ornamental design for a portion of a display screen with icon, as shown and described.

DESCRIPTION

FIG. 1 is a front view of a portion of a display screen with icon with the icon in a down orientation.
 FIG. 2 is a front view of a portion of a display screen with icon with the icon in an up orientation.
 FIG. 3 is a front view of a portion of a display screen with icon with the icon in a right orientation; and,
 FIG. 4 is a front view of a portion of a display screen with icon with the icon in a left orientation.
 The broken line showing the display screen and also showing graphics which may be used in conjunction with the claimed icons are for environmental purposes only and forms no part of the claimed design.

1 Claim, 2 Drawing Sheets

- (56) **References Cited**
U.S. PATENT DOCUMENTS
- D397,101 S * 8/1998 Bier D14/489
- D451,928 S * 12/2001 Van Huong D14/485
- D452,692 S * 1/2002 Fukuda D14/489
- D497,617 S * 10/2004 Decombe et al. D14/486
- D527,668 S * 9/2006 Calvani D10/126
- D542,301 S * 5/2007 Harvey D14/489
- D553,147 S * 10/2007 Hally et al. D14/487
- D588,154 S * 3/2009 Bouchard et al. D14/489
- D591,305 S * 4/2009 Shimoda D14/485
- D593,120 S * 5/2009 Bouchard et al. D14/489
- D597,554 S * 8/2009 Danton D14/491
- D607,010 S * 12/2009 Kocmick D14/491
- D621,415 S * 8/2010 Umezawa D14/492



(56)

References Cited

U.S. PATENT DOCUMENTS

D686,638 S *	7/2013	Gardner et al.	D14/489	D701,876 S *	4/2014	d'Amore et al.	D14/487
D687,060 S *	7/2013	Daniel	D14/489	D701,879 S *	4/2014	Foit et al.	D14/488
D687,062 S *	7/2013	Gardner et al.	D14/489	D702,257 S *	4/2014	Wantland et al.	D14/489
D689,090 S *	9/2013	Impas et al.	D14/489	D702,258 S *	4/2014	Wantland et al.	D14/489
D691,632 S *	10/2013	Impas	D14/489	D702,698 S *	4/2014	d'Amore et al.	D14/485
D693,365 S *	11/2013	Gardner et al.	D14/489	D704,728 S *	5/2014	d'Amore et al.	D14/487
D693,843 S *	11/2013	Gardner et al.	D14/489	D705,799 S *	5/2014	Funabashi et al.	D14/487
D695,782 S *	12/2013	Gardner et al.	D14/489	D706,293 S *	6/2014	Bautista	D14/489
D696,266 S *	12/2013	d'Amore et al.	D14/485	D706,806 S *	6/2014	Nishizawa	D14/488
D696,285 S *	12/2013	Hally	D14/487	D707,700 S *	6/2014	d'Amore et al.	D14/487
D699,259 S *	2/2014	Funabashi et al.	D14/487	D707,701 S *	6/2014	d'Amore et al.	D14/487
D701,875 S *	4/2014	d'Amore et al.	D14/487	D707,702 S *	6/2014	Harre	D14/488
				D709,091 S *	7/2014	Kwon et al.	D14/489
				D714,325 S *	9/2014	Pereira	D14/485

* cited by examiner




FIG 1




FIG 2

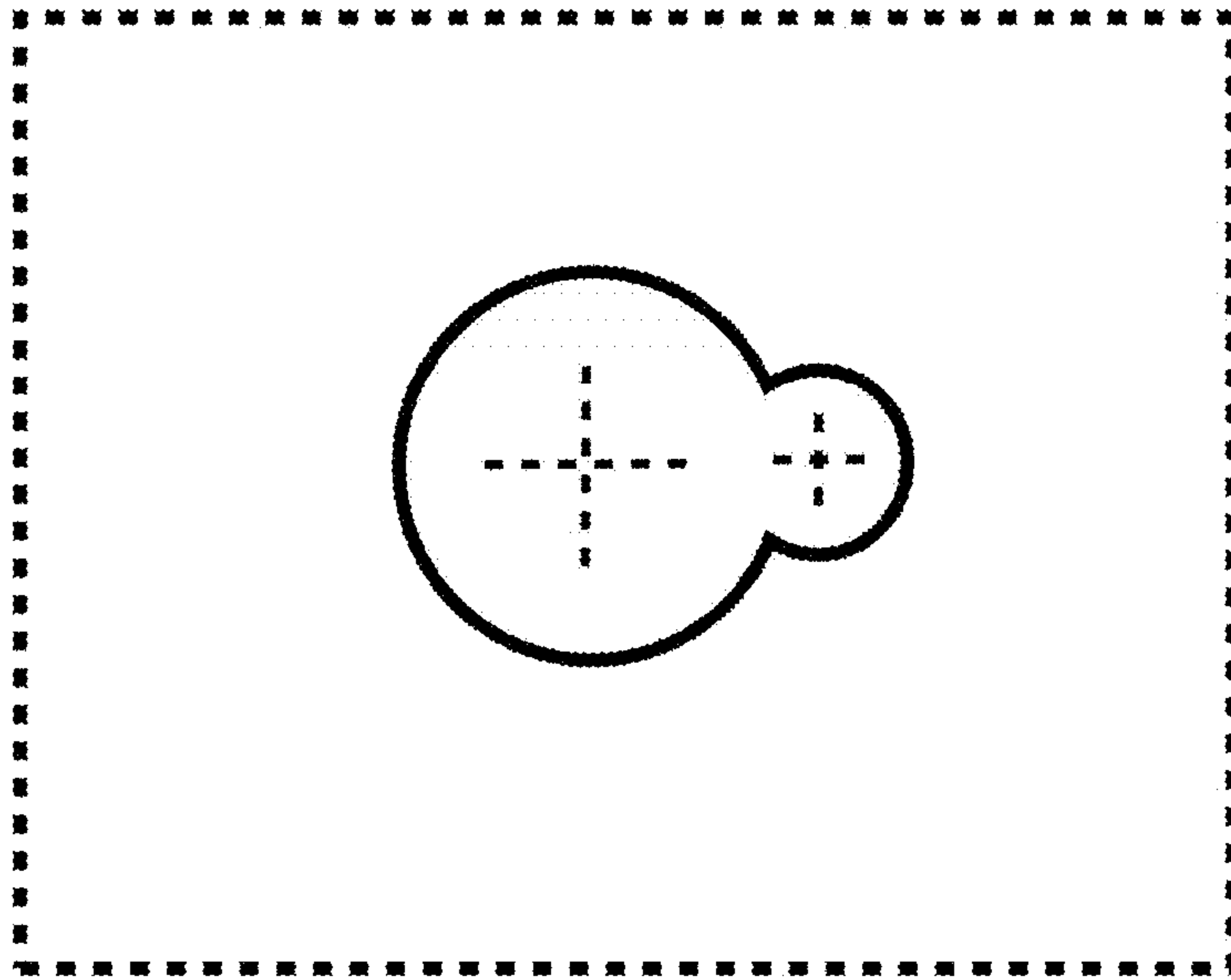


FIG 3




FIG 4