

US00D729817S

(12) **United States Design Patent**
Roberts et al.

(10) **Patent No.:** **US D729,817 S**
(45) **Date of Patent:** **** May 19, 2015**

(54) **DISPLAY SCREEN OR PORTION THEREOF WITH GRAPHICAL USER INTERFACE**

(75) Inventors: **Samuel Morgan Roberts**, Santa Cruz, CA (US); **Randall Ubillos**, Los Altos, CA (US)

(73) Assignee: **Apple Inc.**, Cupertino, CA (US)

(**) Term: **14 Years**

(21) Appl. No.: **29/416,278**

(22) Filed: **Mar. 20, 2012**

Related U.S. Application Data

(63) Continuation of application No. 29/415,043, filed on Mar. 7, 2012, now Pat. No. Des. 715,807, and a continuation of application No. 29/415,058, filed on Mar. 7, 2012, now Pat. No. Des. 710,381.

(51) **LOC (10) Cl.** **14-04**

(52) **U.S. Cl.**
USPC **D14/485**

(58) **Field of Classification Search**
USPC D14/485-495; 715/700, 703, 711, 716, 715/719, 727, 740, 768, 772, 773, 779, 781, 715/810, 825, 828, 833, 835, 840, 856, 857, 715/859, 861, 864, 974, 975

See application file for complete search history.

(56) **References Cited**

U.S. PATENT DOCUMENTS

D449,050	S	10/2001	Graham	
7,107,549	B2	9/2006	Deaton et al.	
D597,100	S	7/2009	Ording et al.	
D658,195	S	4/2012	Cranfill	
D667,021	S *	9/2012	MacKenzie et al.	D14/486
D669,091	S	10/2012	Cranfill	
D676,058	S *	2/2013	Cranfill	D14/489
D696,685	S *	12/2013	Bae et al.	D14/486

(Continued)

FOREIGN PATENT DOCUMENTS

EM 001260624-0038 * 4/2011
EM 001290654-0039 * 10/2011

(Continued)

OTHER PUBLICATIONS

Registered Trademark Serial No. 85700010, Apple Inc., priority date Mar. 7, 2012.

Primary Examiner — Angela J Lee

(74) *Attorney, Agent, or Firm* — Sterne, Kessler, Goldstein & Fox P.L.L.C.


(57) **CLAIM**

The ornamental design for a display screen or portion thereof with graphical user interface, as shown and described.

DESCRIPTION

The patent or application file contains at least one drawing executed in color. Copies of this patent or patent application publication with color drawing(s) will be provided by the Office upon request and payment of the necessary fee. FIG. 1 is a front view of a display screen or portion thereof with graphical user interface showing our new design; FIG. 2 is a front view of a second embodiment thereof; FIG. 3 is a front view of a third embodiment thereof; FIG. 4 is a front view of a fourth embodiment thereof; FIG. 5 is a front view of a fifth embodiment thereof; FIG. 6 is a front view of a sixth embodiment thereof; FIG. 7 is a front view of a seventh embodiment thereof; FIG. 8 is a front view of an eighth embodiment thereof; and, FIG. 9 is a front view of a ninth embodiment thereof. The broken lines around the Figures show a display screen or portion thereof that forms no part of the claimed design.

1 Claim, 9 Drawing Sheets
(9 of 9 Drawing Sheet(s) Filed in Color)



(56)

References Cited

U.S. PATENT DOCUMENTS

D697,938 S * 1/2014 Lee et al. D14/486
D701,230 S * 3/2014 Lee D14/486
2009/0012846 A1 1/2009 Ertell et al.
2012/0050789 A1* 3/2012 Bachman et al. 358/1.15
2012/0054778 A1* 3/2012 Russell et al. 719/328
2012/0089947 A1* 4/2012 Lee et al. 715/839
2012/0311438 A1* 12/2012 Cranfill et al. 715/256
2013/0132908 A1* 5/2013 Lee et al. 715/838

2013/0239031 A1* 9/2013 Ubillos et al. 715/765
2014/0047387 A1* 2/2014 Iwabuchi et al. 715/810
2014/0096079 A1* 4/2014 Sasaoka et al. 715/810

FOREIGN PATENT DOCUMENTS

EM 001250039-0002 * 4/2012
EM 001250039-0008 * 4/2012
KR 30-0612584 9/2011

* cited by examiner




FIG. 1




FIG. 2

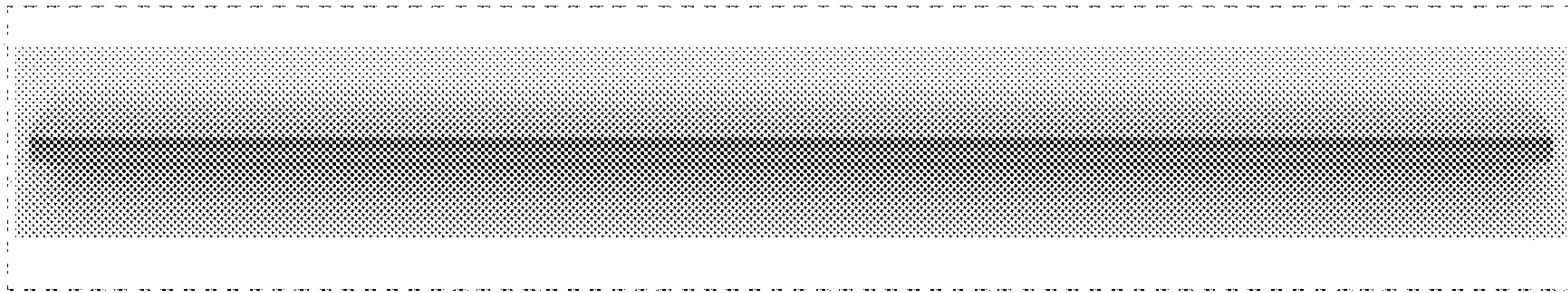


FIG. 3




FIG. 4




FIG. 5




FIG. 6




FIG. 7

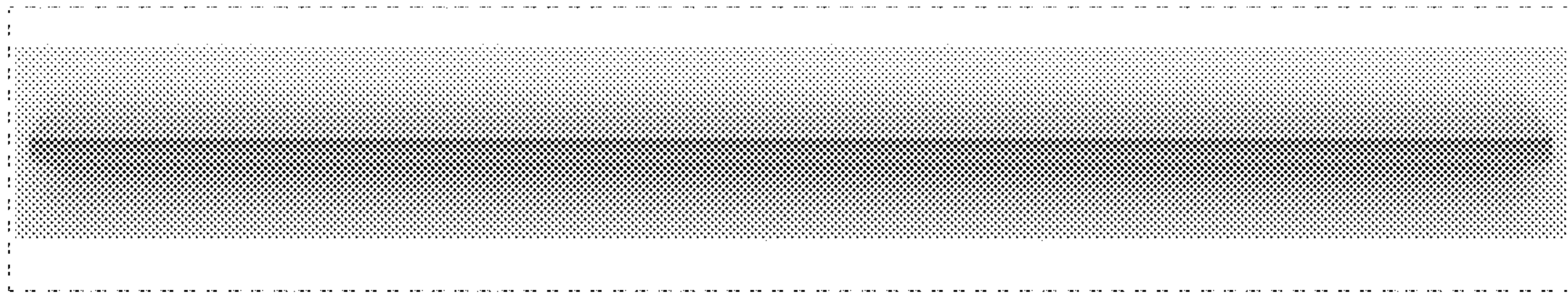


FIG. 8




FIG. 9