



US00D729807S

(12) **United States Design Patent**
Hsu

(10) **Patent No.:** **US D729,807 S**
(45) **Date of Patent:** **** May 19, 2015**

- (54) **POWER BANK**
- (71) Applicant: **Powergene Technology Co., Ltd., Taiwan Branch**, New Taipei (TW)
- (72) Inventor: **Hui-Te Hsu**, New Taipei (TW)
- (73) Assignee: **POWERGENE TECHNOLOGY CO., LTD., TAIWAN BRANCH**, New Taipei (TW)
- (**) Term: **14 Years**
- (21) Appl. No.: **29/494,975**
- (22) Filed: **Jun. 25, 2014**
- (51) **LOC (10) Cl.** **14-02**
- (52) **U.S. Cl.**
USPC **D14/433**
- (58) **Field of Classification Search**
CPC H01M 2220/10; H01M 220/20; H01M 2220/30
USPC D14/356, 432-434, 453, 454, 511, D14/203.8, 209.1, 238.1, 240, 125; 439/638, 928, 105, 502; 710/303, 304; 361/679.41, 679.55, 679.56; D13/110, D13/133, 146
See application file for complete search history.

D491,563 S *	6/2004	Sato et al.	D14/433
D516,074 S *	2/2006	Ho et al.	D14/433
D523,014 S *	6/2006	Liu et al.	D14/433
D524,815 S *	7/2006	McRae et al.	D14/433
D539,852 S *	4/2007	Hussaini et al.	D21/332
D563,943 S *	3/2008	Watanabe	D14/188
D570,845 S *	6/2008	Liu et al.	D14/433
D570,846 S *	6/2008	Liu et al.	D14/433
D571,372 S *	6/2008	Brefka et al.	D14/433
D575,785 S *	8/2008	Chang	D14/432
D585,896 S *	2/2009	Wahl et al.	D14/433
D593,034 S *	5/2009	Mori et al.	D13/146
D604,725 S *	11/2009	Chen	D14/240
D670,290 S *	11/2012	Dalton	D14/433
D678,286 S *	3/2013	Cheng	D14/433
D711,821 S *	8/2014	Wang	D13/108

* cited by examiner

Primary Examiner — Austin Murphy

(74) *Attorney, Agent, or Firm* — Chun-Ming Shih; HDLS IPR Servcies

(57) **CLAIM**

The ornamental design for a power bank, as shown and described.

DESCRIPTION

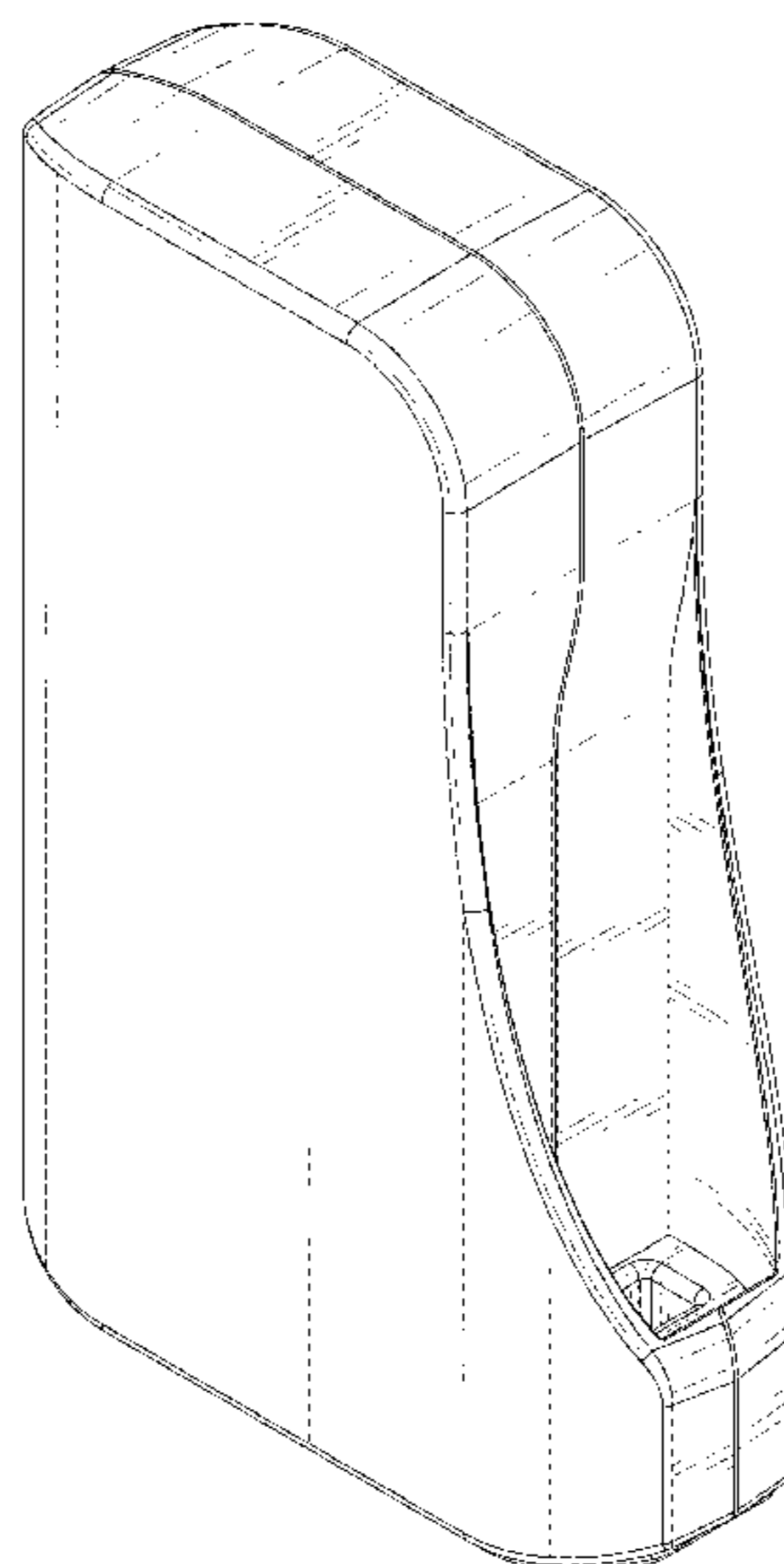
FIG. 1 is a perspective view of a power bank showing my new design;
 FIG. 2 is a front view thereof;
 FIG. 3 is a rear view thereof;
 FIG. 4 is a left side view thereof;
 FIG. 5 is a right side view thereof;
 FIG. 6 is a top view thereof;
 FIG. 7 is a bottom view thereof; and
 FIG. 8 is second perspective view showing the power bank;
 and,
 FIG. 9 is third perspective view showing the power bank.

1 Claim, 8 Drawing Sheets

(56) **References Cited**

U.S. PATENT DOCUMENTS

D396,706 S *	8/1998	Rao	D14/433
D433,381 S *	11/2000	Talesfore	D13/123
D470,848 S *	2/2003	Morooka	D14/433
D474,772 S *	5/2003	Deguchi et al.	D14/433
D478,911 S *	8/2003	Chen	D14/433
D484,128 S *	12/2003	Chung	D14/356
D490,072 S *	5/2004	Chan	D14/240
D490,080 S *	5/2004	Alviar et al.	D14/433



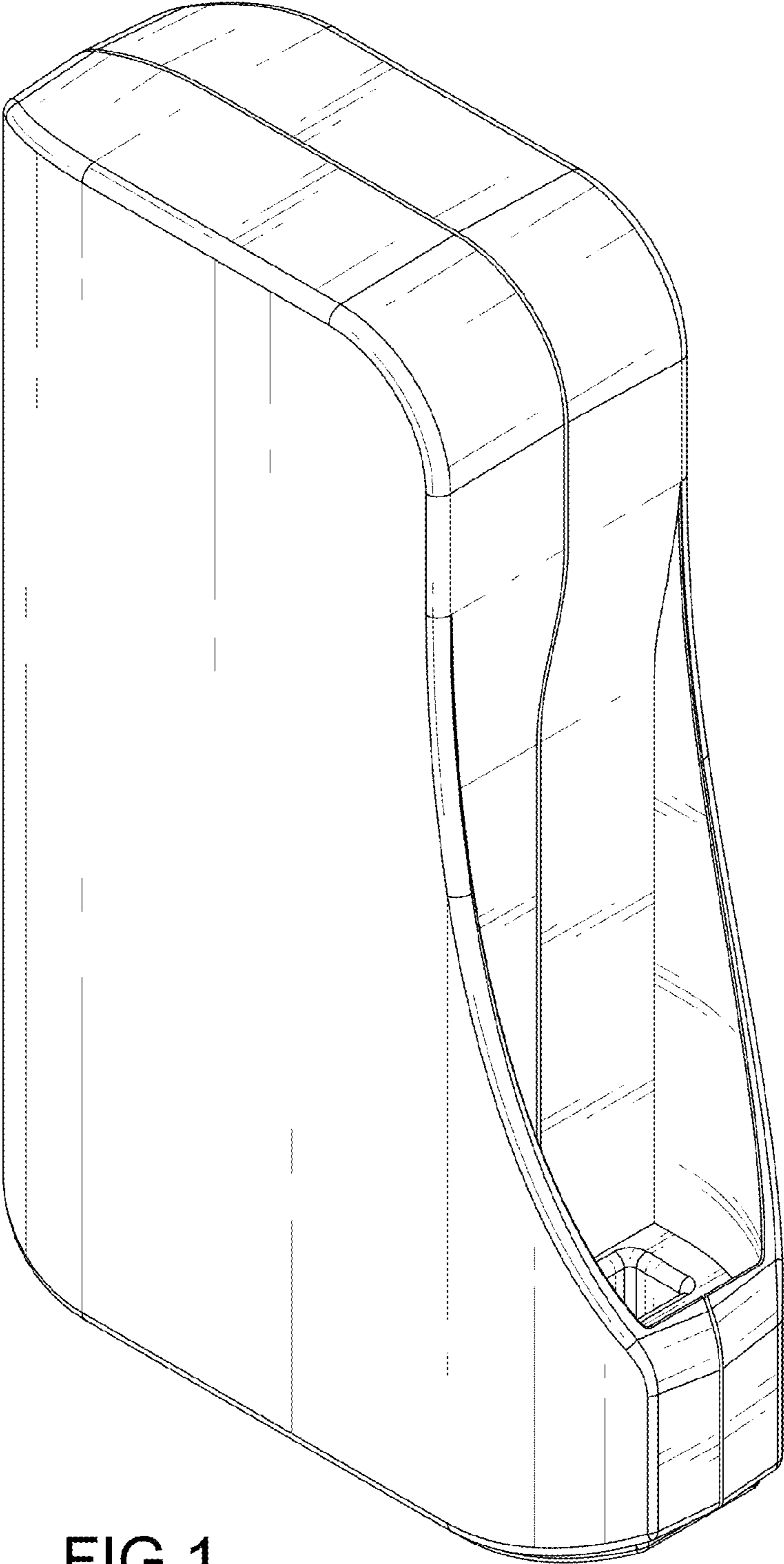


FIG.1

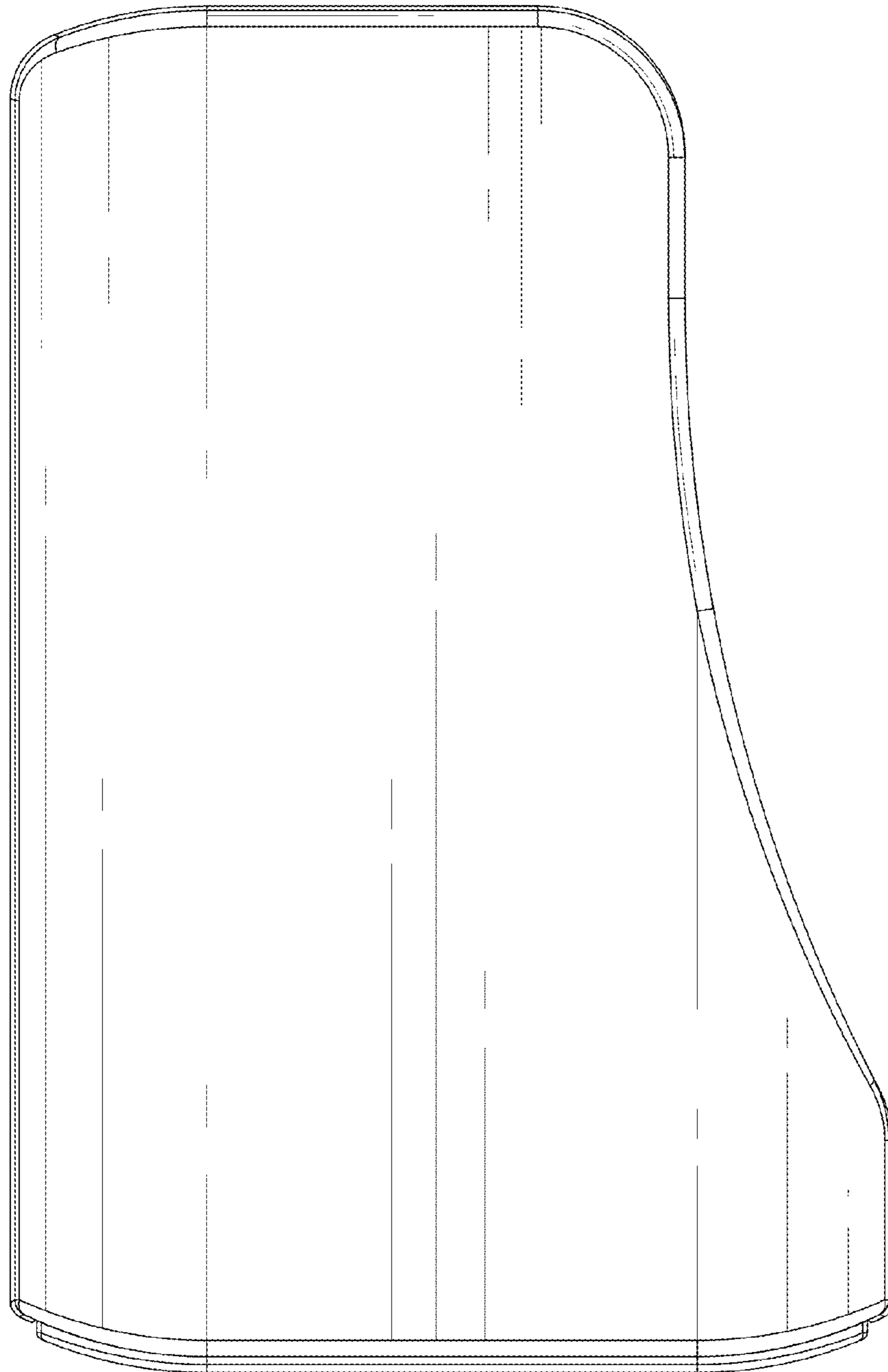


FIG.2




FIG.3

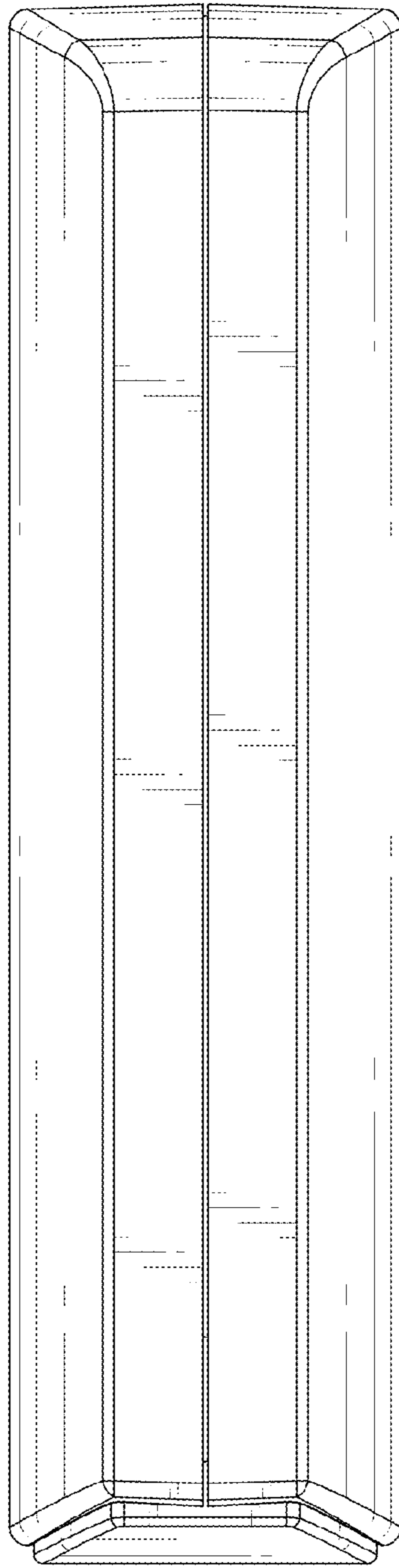


FIG. 4

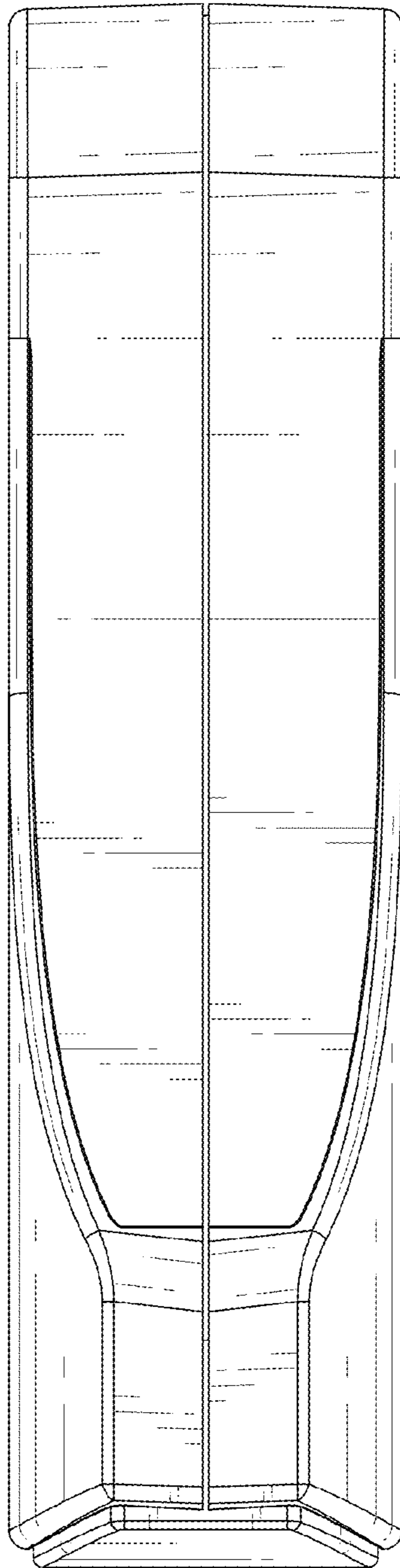


FIG.5

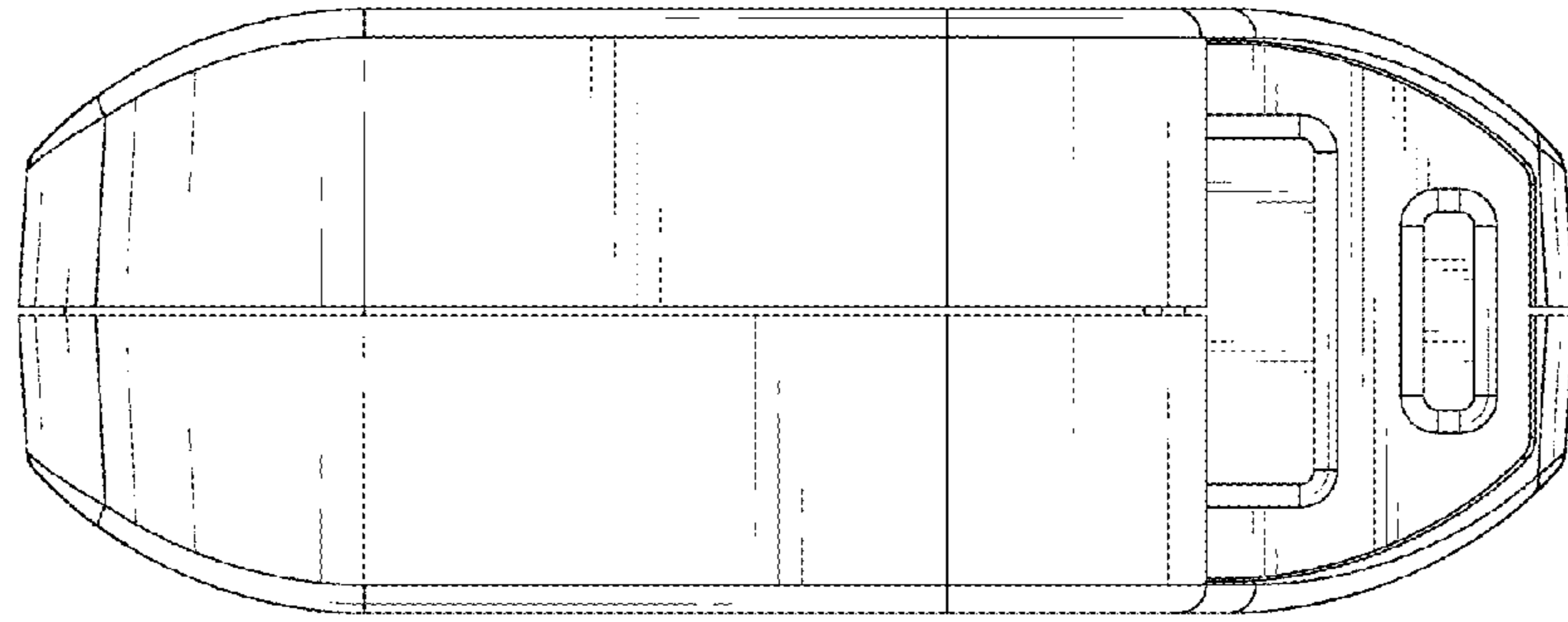


FIG. 6




FIG. 7




FIG.8

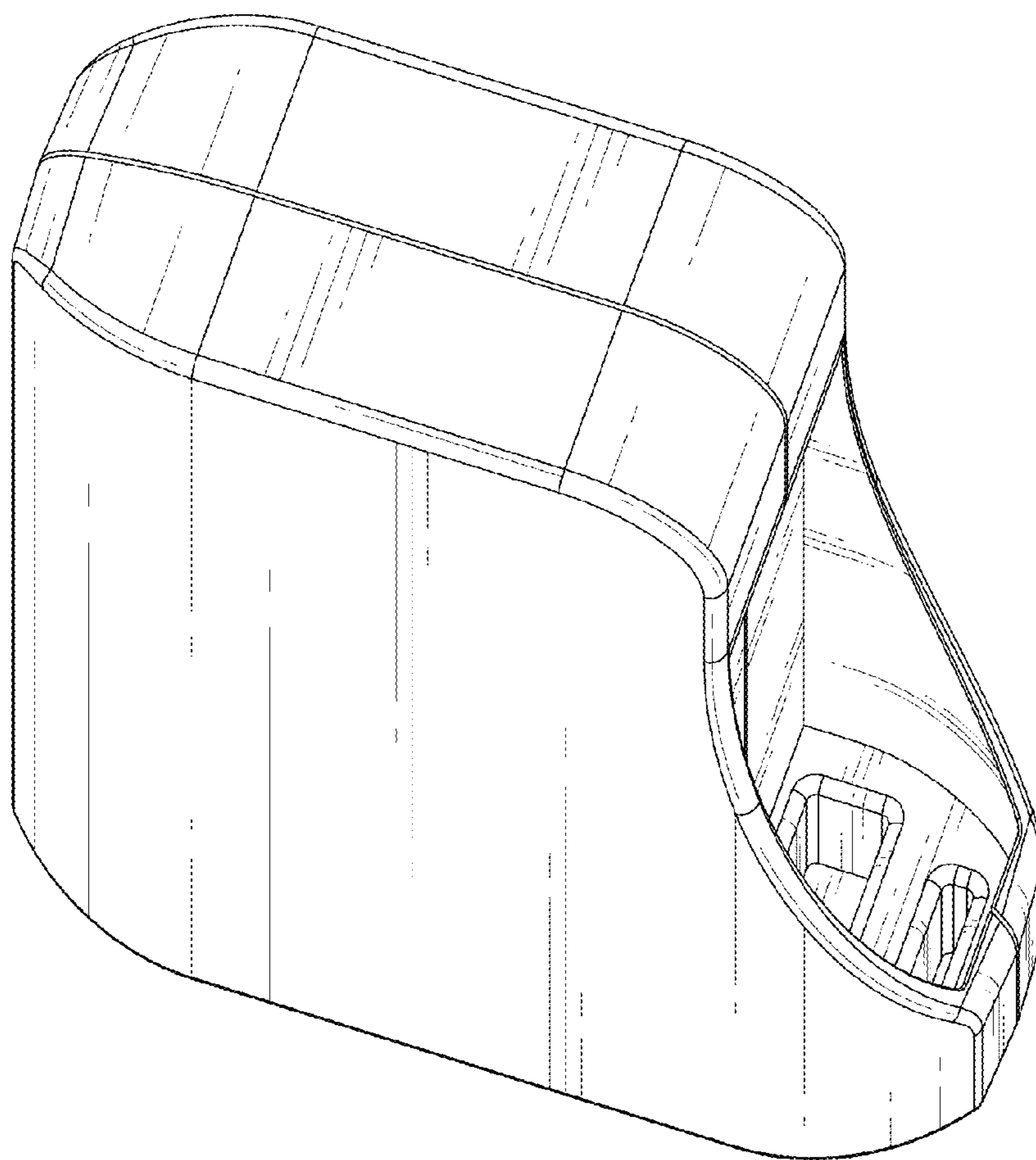


FIG.9