



US00D729791S

(12) **United States Design Patent**
Adamson et al.

(10) **Patent No.:** **US D729,791 S**
(45) **Date of Patent:** **** May 19, 2015**

(54) **AT LEAST PARTIALLY TRANSPARENT
INPUT DEVICE FOR AN ELECTRONIC
COMPUTER**

D658,171 S 4/2012 Masui et al.
D660,835 S 5/2012 Cheng
D674,793 S * 1/2013 Chen et al. D14/315

(Continued)

(71) Applicant: **Intel Corporation**, Santa Clara, CA
(US)

OTHER PUBLICATIONS

(72) Inventors: **Peter Adamson**, Portland, OR (US);
Gary Paek, Beaverton, OR (US);
Nicholas Oakley, Portland, OR (US)

Non-Final Office Action Received for U.S. Appl. No. 29/423,474,
mailed on Jun. 26, 2013.

(Continued)

(73) Assignee: **Intel Corporation**, Santa Clara, CA
(US)

Primary Examiner — Freda S Nunn

(74) *Attorney, Agent, or Firm* — Patent Capital Group

(**) Term: **14 Years**

(57) **CLAIM**

(21) Appl. No.: **29/468,750**

The ornamental design for an at least partially transparent
input device for an electronic computer, as shown and
described.

(22) Filed: **Oct. 2, 2013**

DESCRIPTION

Related U.S. Application Data

(62) Division of application No. 29/423,470, filed on May
31, 2012, now Pat. No. Des. 691,995.

(51) **LOC (10) Cl.** **14-02**

(52) **U.S. Cl.**
USPC **D14/318**

(58) **Field of Classification Search**

USPC D14/315-327; D18/1, 2, 7, 11;
235/145 A, 145 R; 341/22, 23; 345/104,
345/156, 168, 169, 173; 361/679.06,
361/679.08, 679.09, 679.11, 679.26, 679.27
See application file for complete search history.

FIG. 1 is a top perspective view of a first embodiment show-
ing an at least partially transparent input device for an elec-
tronic computer showing our new;
FIG. 2 is a front view thereof;
FIG. 3 is a back view thereof;
FIG. 4 is a side view thereof;
FIG. 5 is another side view thereof;
FIG. 6 is a top view thereof;
FIG. 7 is a bottom view thereof;
FIG. 8 is a top perspective view of a second embodiment
showing an at least partially transparent input device for an
electronic computer design;
FIG. 9 is a front view thereof;
FIG. 10 is a back view thereof;
FIG. 11 is a side view thereof;
FIG. 12 is another side view thereof;
FIG. 13 is a top view thereof; and,
FIG. 14 is a bottom view thereof.

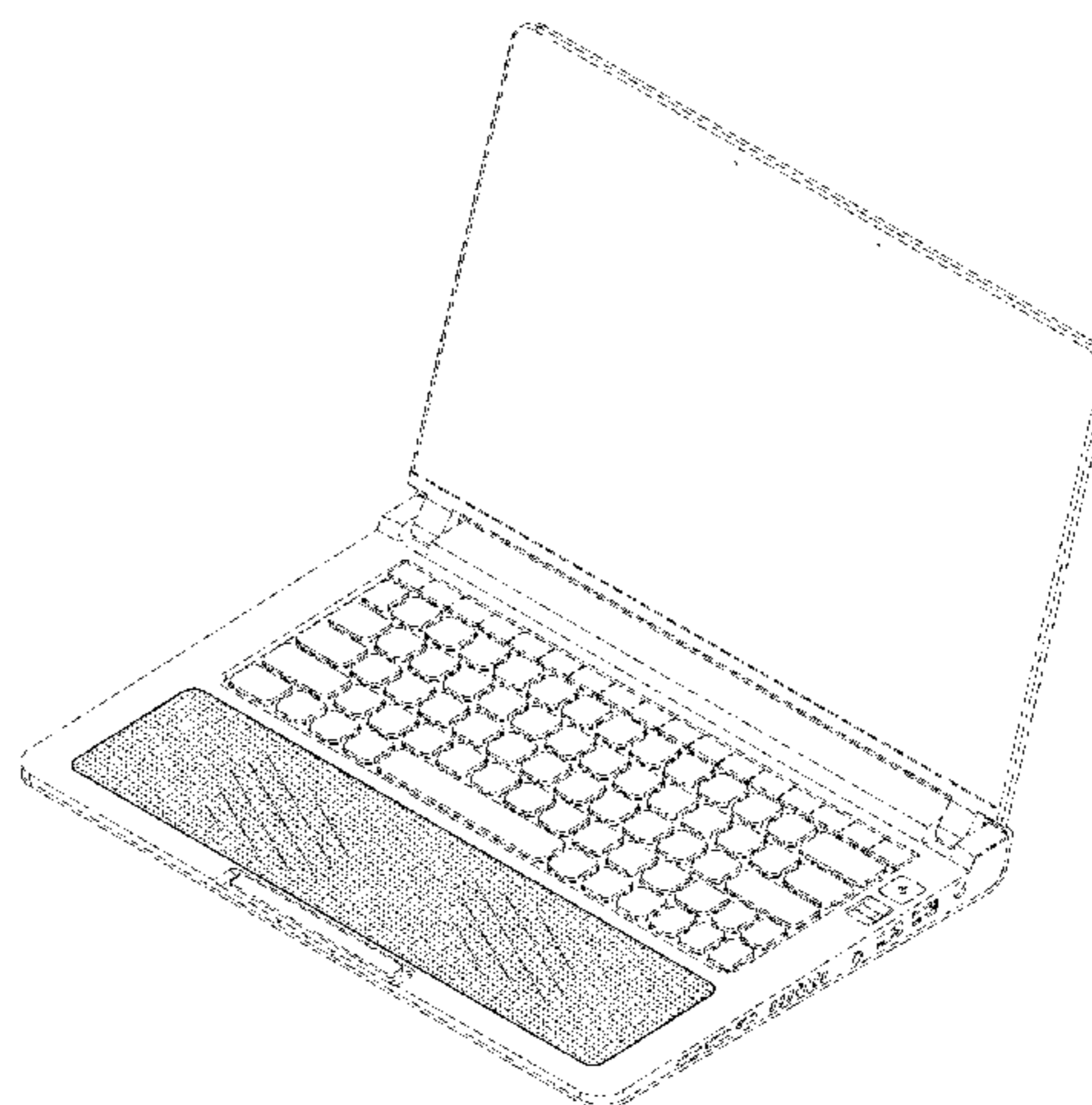

The broken lines in the preceding FIGURES illustrate por-
tions of the electronic computer and form no part of the
claimed design.

(56) **References Cited**

U.S. PATENT DOCUMENTS

D358,376 S 5/1995 Poon
6,459,424 B1 10/2002 Resman
6,480,373 B1 11/2002 Landry et al.
D565,045 S * 3/2008 Wu et al. D14/318
D616,880 S 6/2010 Andre et al.
D631,043 S 1/2011 Kell et al.
7,999,792 B2 8/2011 Tsuji et al.
D649,544 S 11/2011 Chiu et al.

1 Claim, 14 Drawing Sheets



(56)

References Cited

U.S. PATENT DOCUMENTS

D691,995	S	10/2013	Adamson et al.
D694,232	S	11/2013	Adamson et al.
D698,350	S	1/2014	Adamson et al.
D698,778	S	2/2014	Adamson et al.
D701,501	S	3/2014	Adamson et al.
2005/0135053	A1	6/2005	Carroll
2005/0243783	A1	11/2005	Lee et al.
2007/0120762	A1	5/2007	O’Gorman
2008/0150903	A1	6/2008	Chuang
2009/0179859	A1	7/2009	Wisebourt et al.
2009/0322689	A1	12/2009	Kwong et al.
2010/0277439	A1	11/2010	Charlier et al.
2011/0012928	A1	1/2011	Cholewin et al.
2011/0242750	A1	10/2011	Oakley
2011/0255727	A1	10/2011	Azuchi
2012/0162270	A1	6/2012	Fleck et al.
2012/0212424	A1	8/2012	Sharma
2012/0235949	A1	9/2012	Ligtenberg
2013/0321287	A1	12/2013	Adamson et al.
2013/0321288	A1	12/2013	Adamson et al.

OTHER PUBLICATIONS

Non-Final Office Action in U.S. Appl. No. 13/485,633 mailed on Feb. 14, 2014.

Non-Final Office Action in U.S. Appl. No. 13/485,690 mailed on Feb. 19, 2014.

Restriction Requirement received for U.S. Appl. No. 29/423,470, mailed on Apr. 5, 2013.

Notice of Allowance received for U.S. Appl. No. 29/423,470, mailed on May 30, 2013.

Restriction Requirement received for U.S. Appl. No. 29/423,471, mailed on Apr. 16, 2013.

Office Action Received for U.S. Appl. No. 29/423,471, mailed on May 30, 2013.

Notice of allowance received for U.S. Appl. No. 29/423,471 mailed on Sep. 18, 2013.

Supplemental Notice of allowance received for U.S. Appl. No. 29/423,471 mailed on Oct. 15, 2013.

Supplemental Notice of Allowance received for U.S. Appl. No. 29/423,471 mailed on Dec. 17, 2013.

Design U.S. Appl. No. 29/478,168, entitled at Least Partially Transparent Input Device for an Electronic Computer, filed Dec. 31, 2013, inventors Peter S. Adamson et al.

Restriction Requirement received for U.S. Appl. No. 29/423,472, mailed on Apr. 17, 2013.

Non-Final Office Action Received for U.S. Appl. No. 29/423,472, mailed on May 30, 2013.

Notice of Allowance received for U.S. Appl. No. 29/423,472, mailed on Sep. 19, 2013.

Supplemental Notice of allowance received for U.S. Appl. No. 29/423,472, mailed on Dec. 17, 2013.

Design U.S. Appl. No. 29/478,161, entitled at Least Partially Transparent Input Device for an Electronic Computer, filed Dec. 31, 2013, inventors Peter S. Adamson et al.

Restriction Requirement received for U.S. Appl. No. 29/423,474, mailed on May 1, 2013.

Non-Final Office Action Received for U.S. Appl. No. 29/423,474, mailed on Jun. 6, 2013.

Notice of Allowance received for U.S. Appl. No. 29/423,474, mailed on Oct. 25, 2013.

Supplemental Notice of allowance received for U.S. Appl. No. 29/423,474, mailed on Dec. 18, 2013.

Design U.S. Appl. No. 29/481,121, entitled at Least Partially Transparent Input Device for an Electronic Computer, filed Jan. 31, 2014, inventors Peter S. Adamson et al.

Restriction Requirement in U.S. Appl. No. 29/423,475 mailed on May 2, 2013.

Notice of Allowance received for U.S. Appl. No. 29/423,475, mailed on Jul. 2, 2013.

Design U.S. Appl. No. 29/473,585, entitled at Least Partially Transparent Input Device for an Electronic Computer, filed Nov. 24, 2013, inventors Peter S. Adamson et al.

Design U.S. Appl. No. 29/423,476, entitled Electronic Computer With an at Least Partially Transparent Input Device, filed Jun. 1, 2012, inventors Peter S. Adamson et al.

Ex Parte Quayle Action received for U.S. Appl. No. 29/423,476 mailed on Apr. 8, 2013.

Notice of Allowance received for U.S. Appl. No. 29/423,476 mailed on Jun. 28, 2013.

Supplemental Notice of Allowance received for U.S. Appl. No. 29/423,476 mailed on Aug. 6, 2013.

Notice of Allowance received for U.S. Appl. No. 29/423,476, mailed on Oct. 25, 2013.

Supplemental Notice of allowance received for U.S. Appl. No. 29/423,476 mailed on Dec. 17, 2013.

Final Office Action in U.S. Appl. No. 13/485,633 mailed on Aug. 11, 2014.

Non-Final Office Action in U.S. Appl. No. 13/485,690 mailed on Aug. 1, 2014.

Non-Final Office Action in U.S. Appl. No. 13/485,633 mailed on Dec. 4, 2014.

Final Office Action in U.S. Appl. No. 13/485,690 mailed on Jan. 13, 2015.

Non-Final Office Action in U.S. Appl. No. 29/473,585 mailed on Jan. 9, 2015.

* cited by examiner

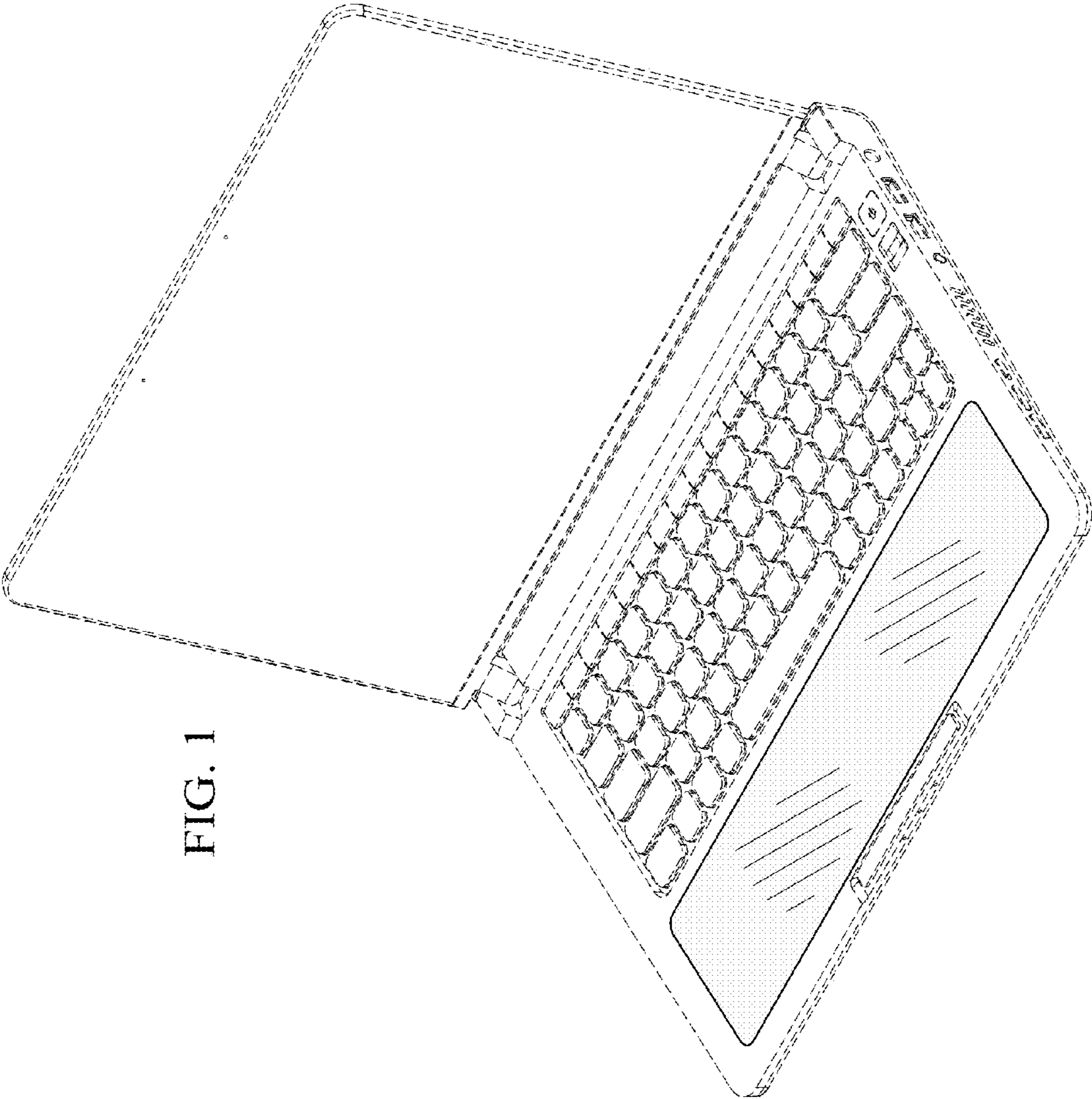


FIG. 1

FIG. 2




FIG. 3




FIG. 4

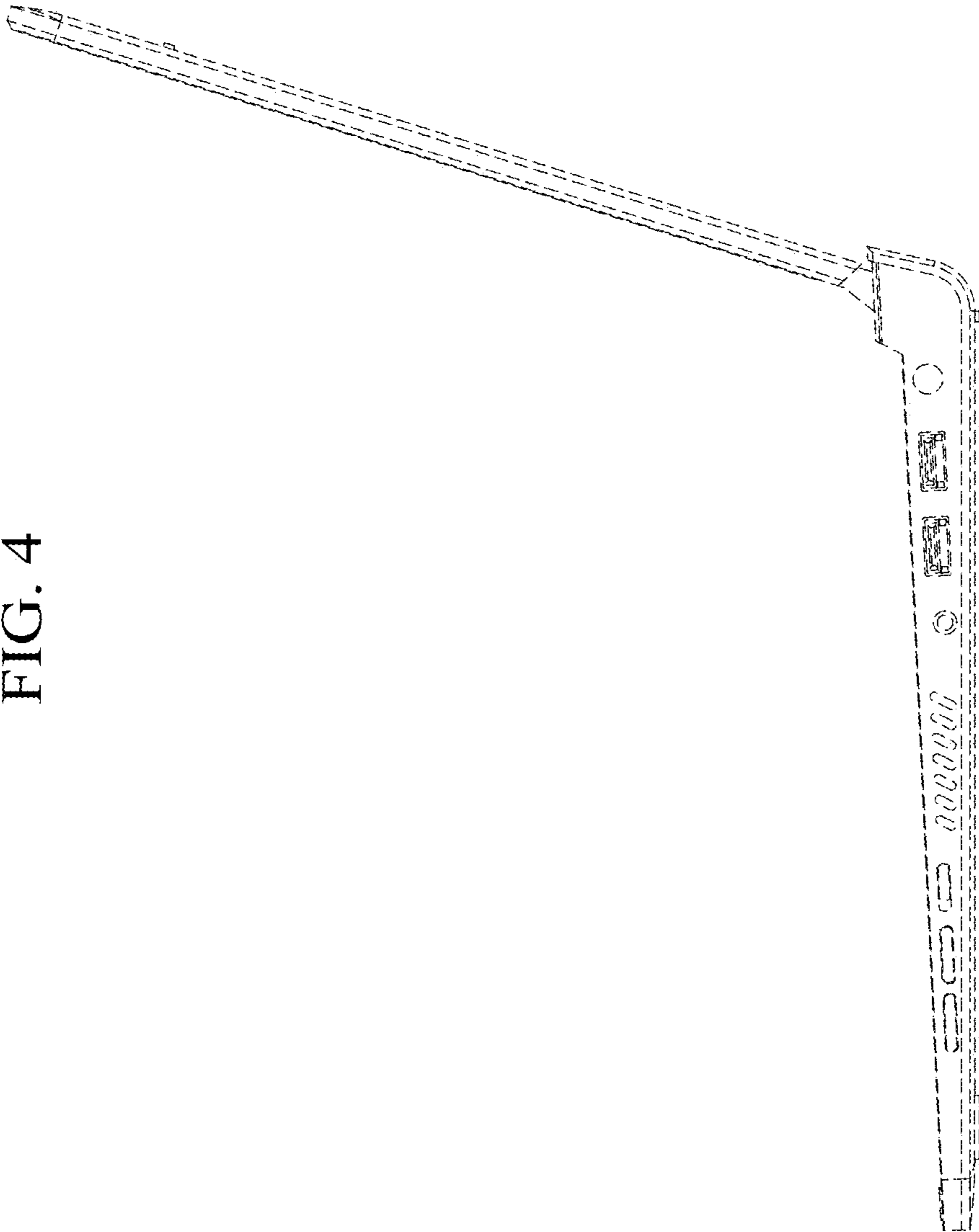


FIG. 5

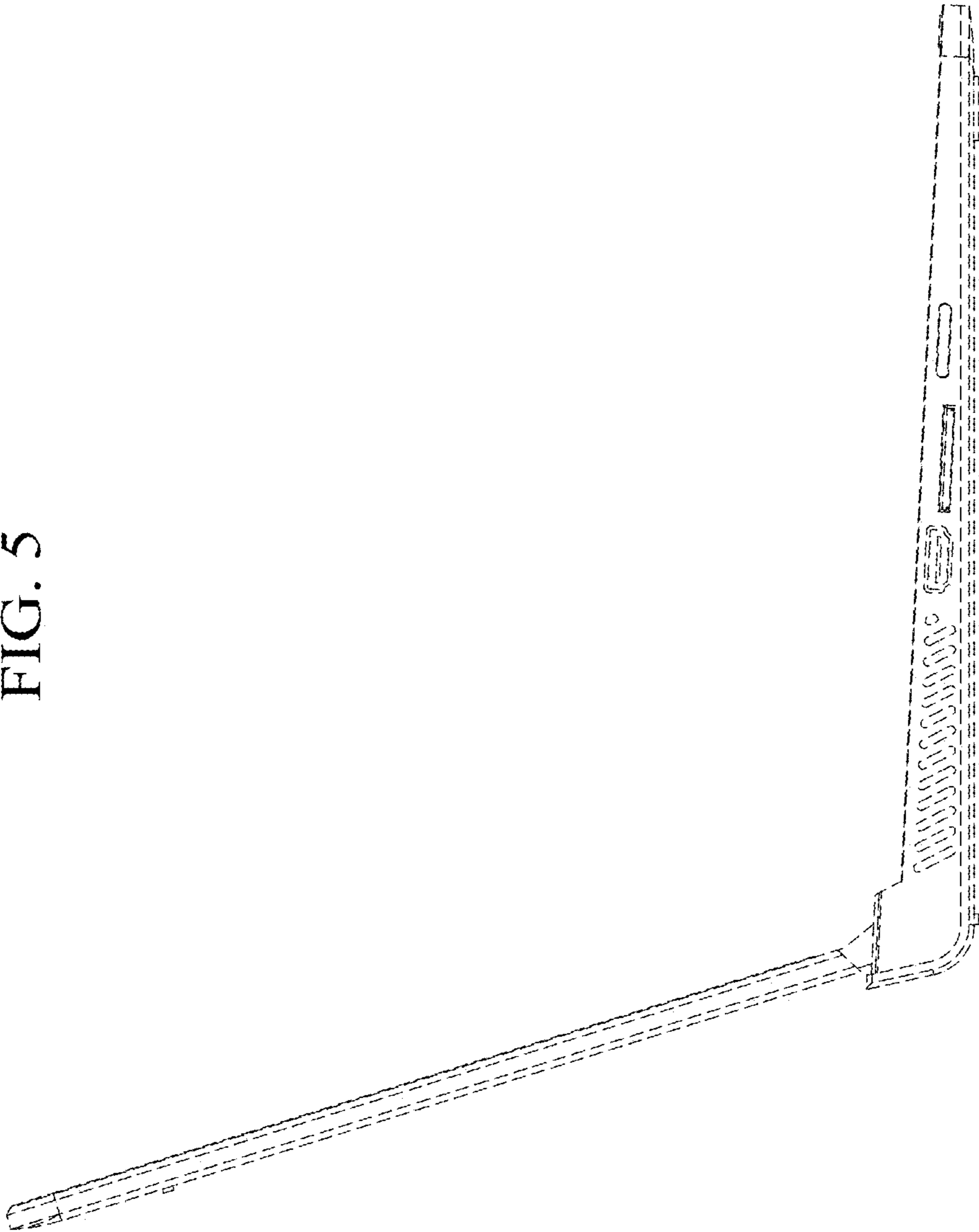


FIG. 6

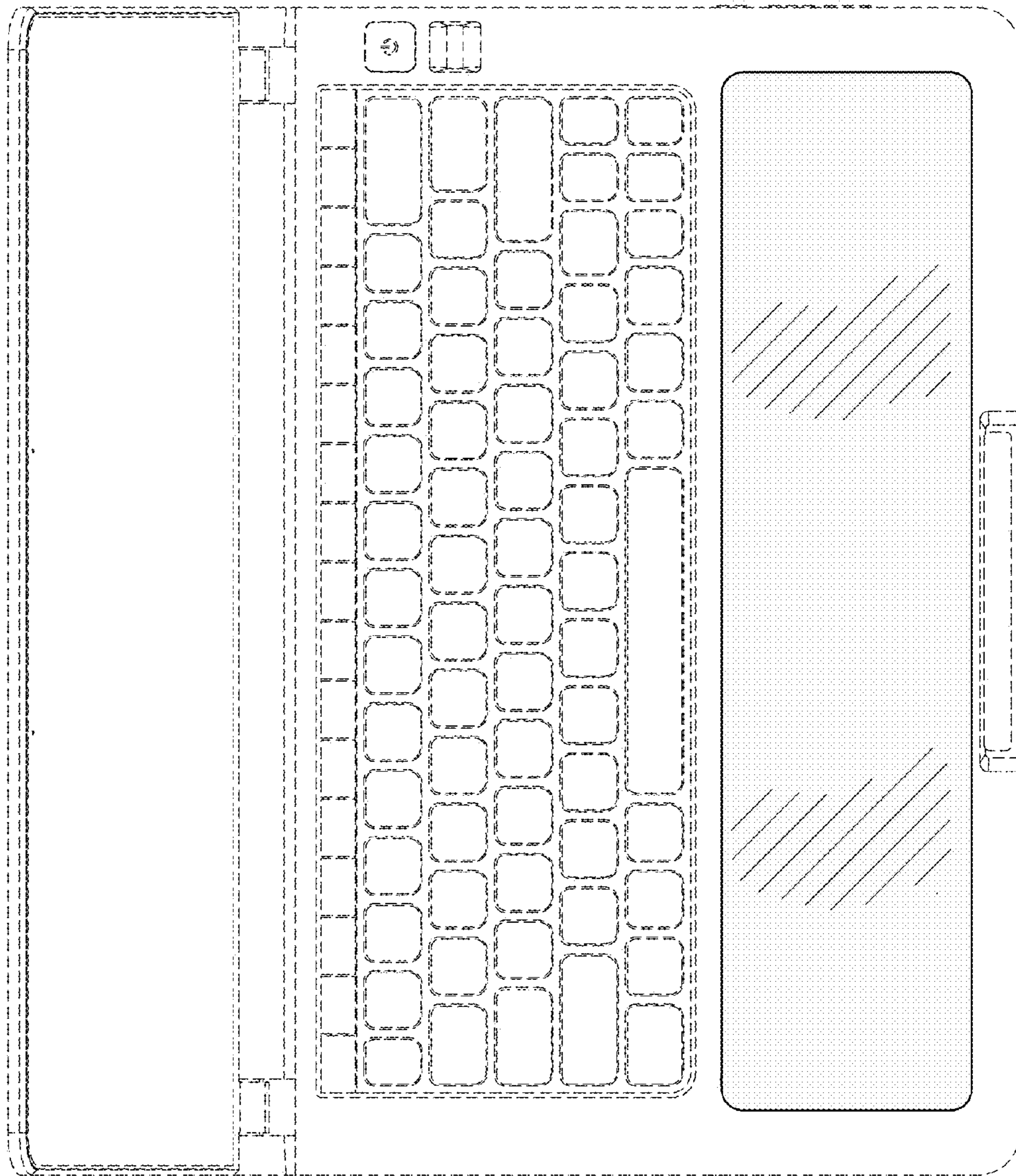
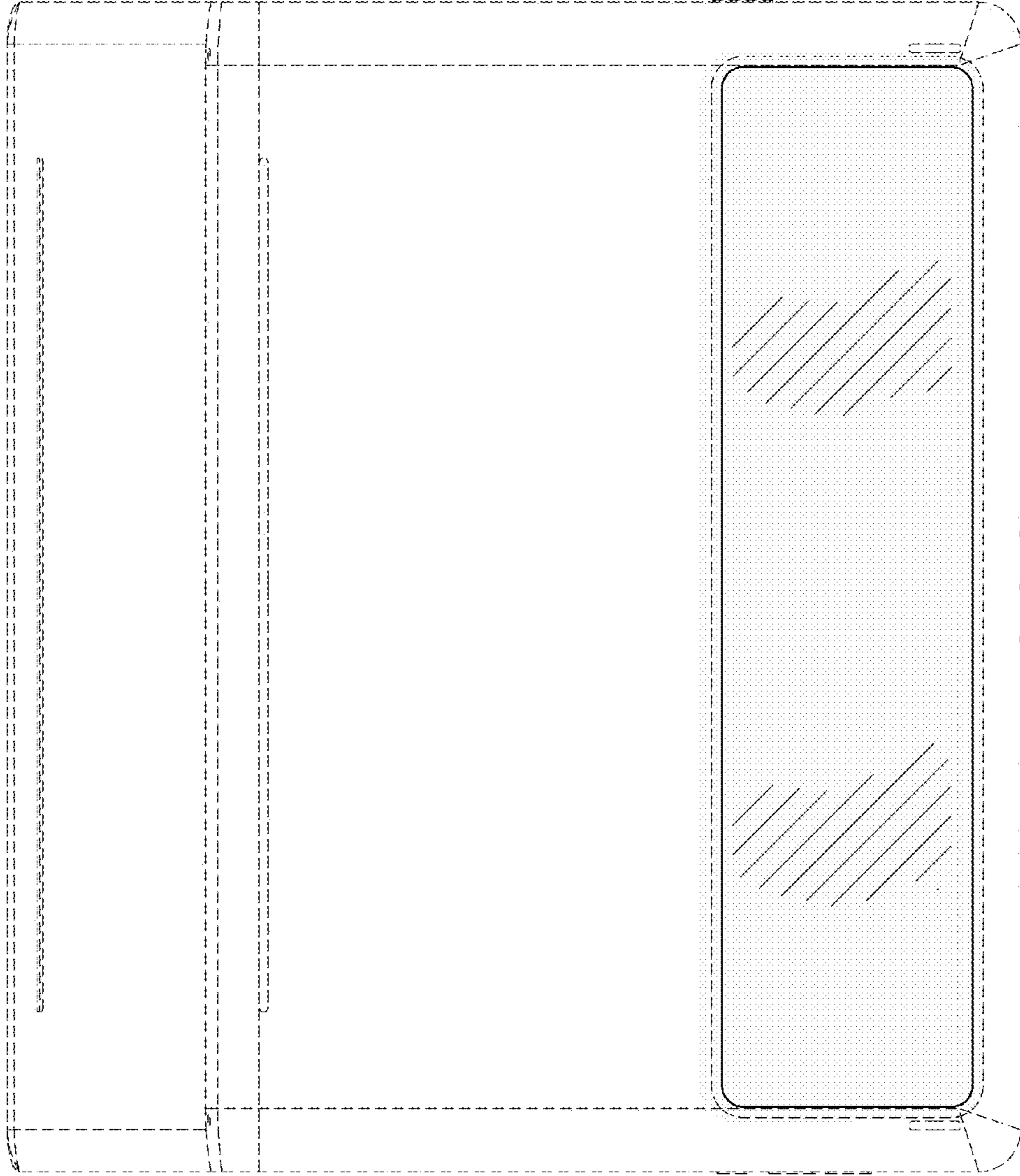


FIG. 7



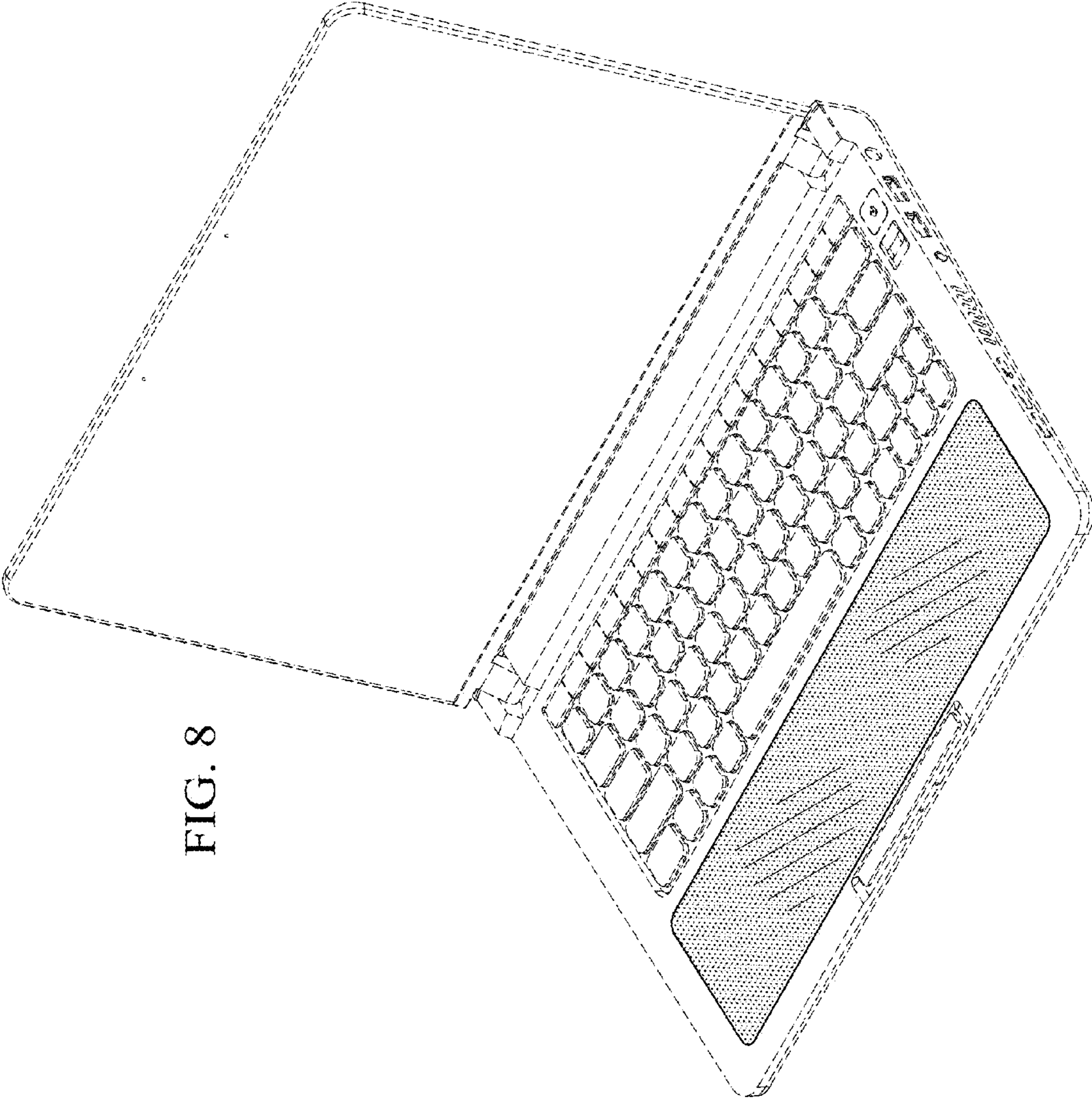


FIG. 8

FIG. 9

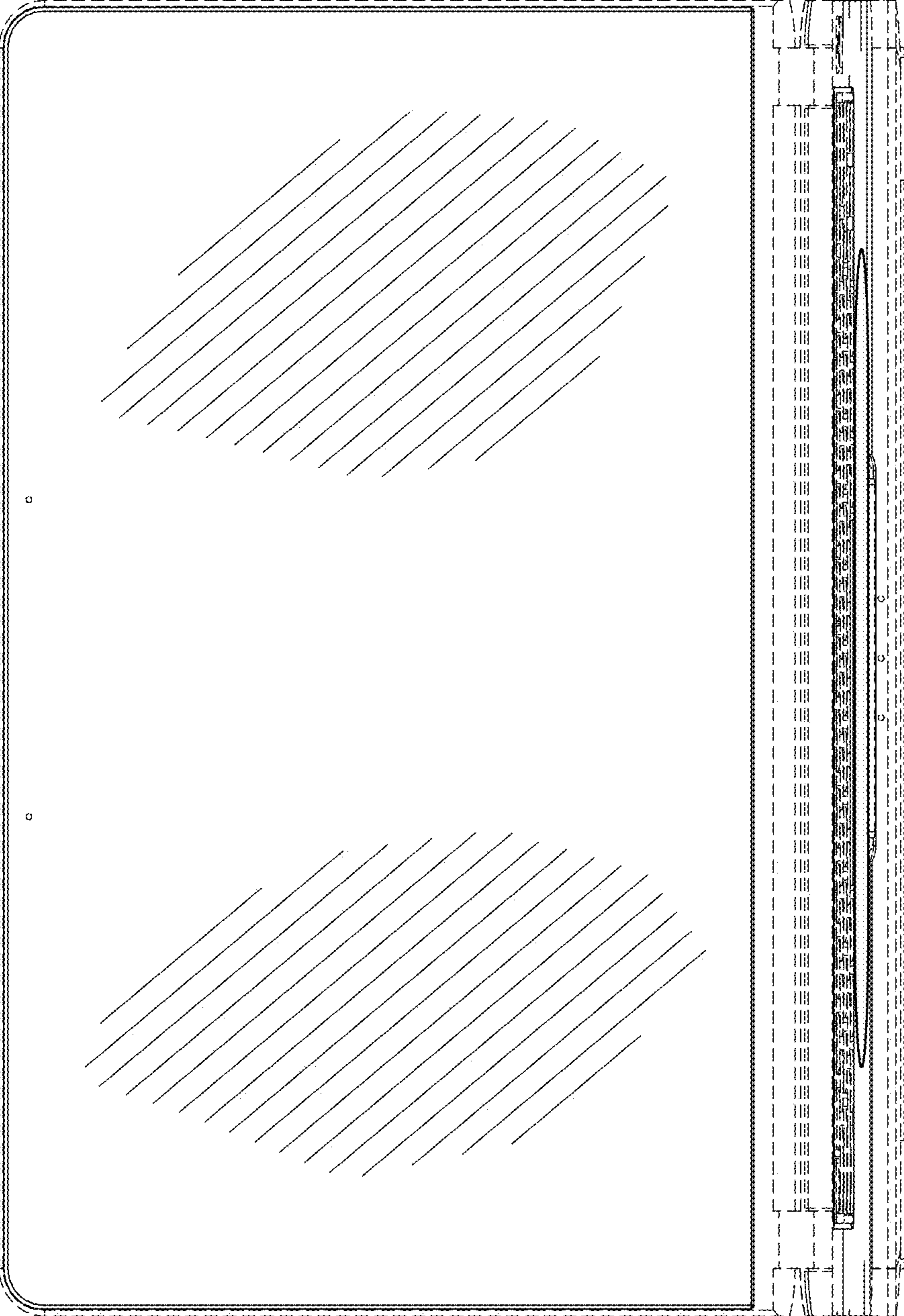


FIG. 10




FIG. 11

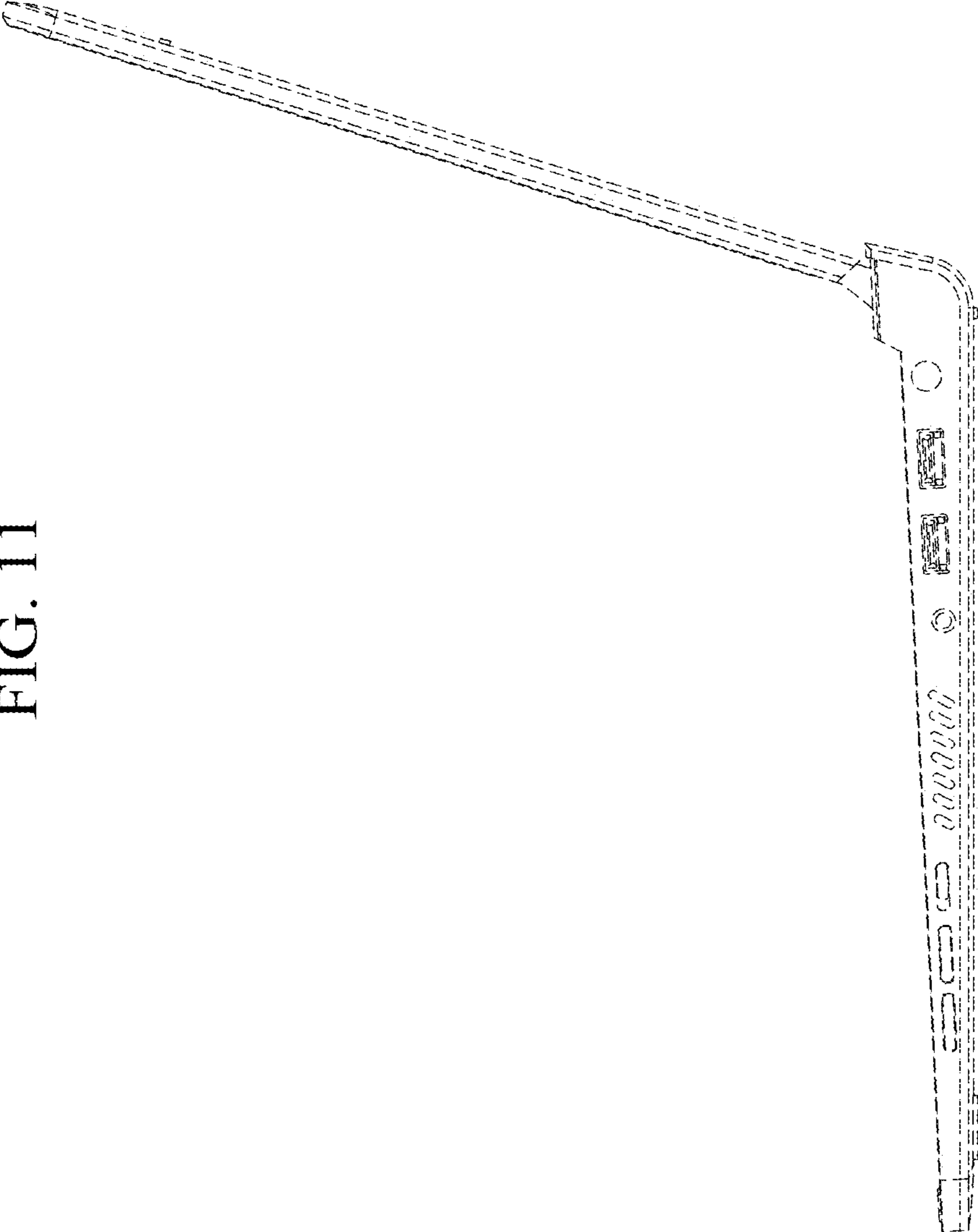


FIG. 12

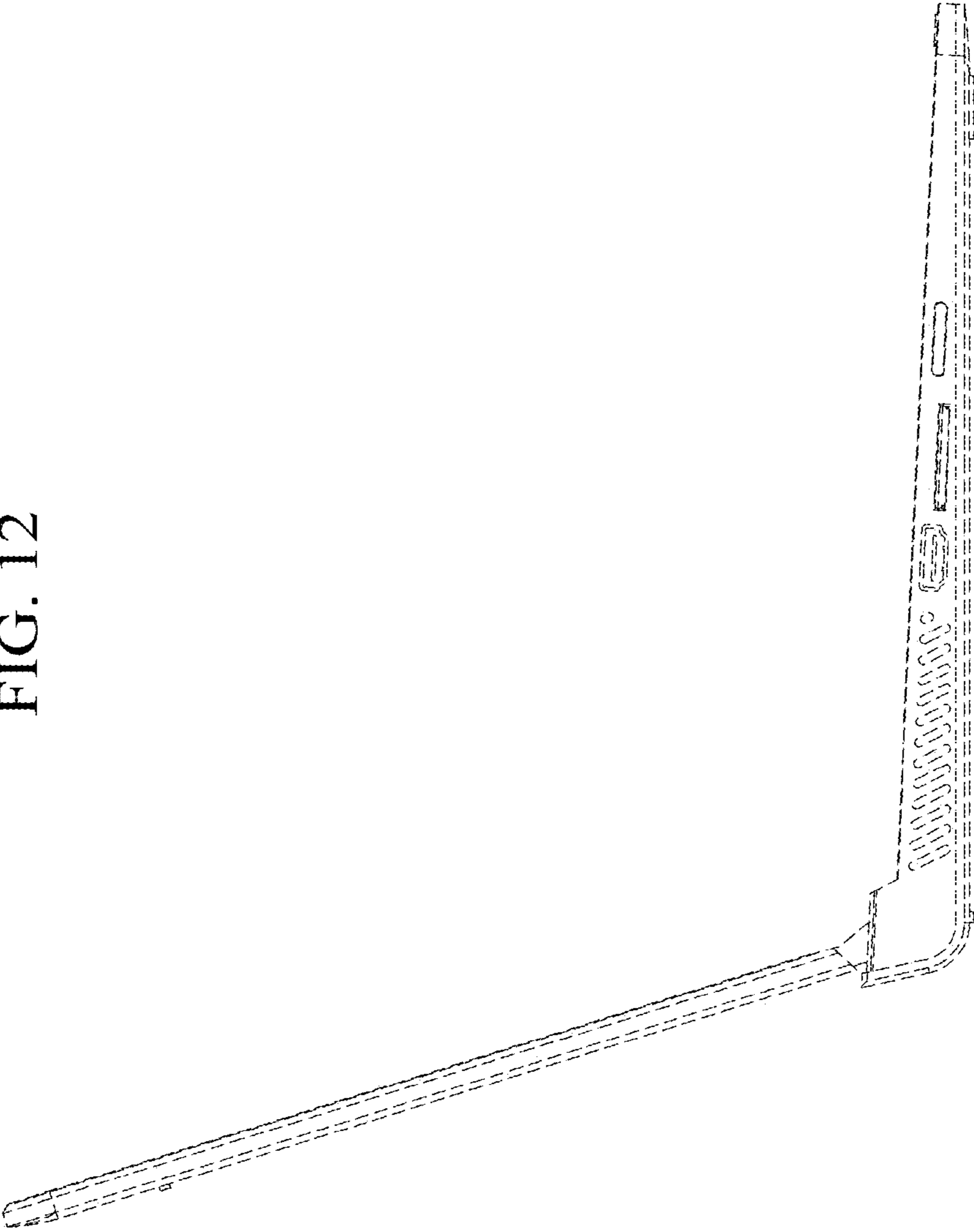


FIG. 13

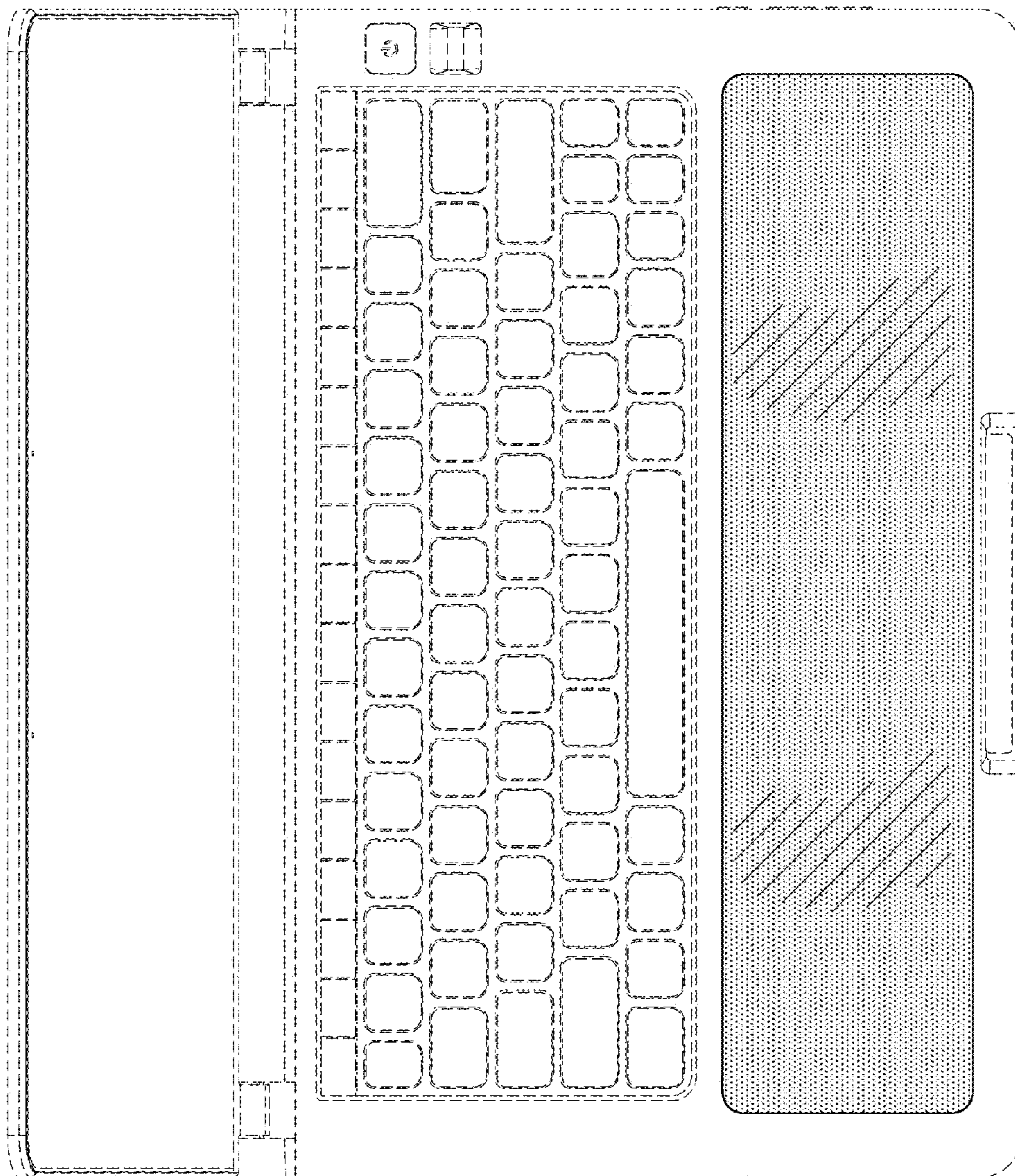


FIG. 14

