



US00D729782S

(12) **United States Design Patent**
Park et al.

(10) **Patent No.:** **US D729,782 S**
(45) **Date of Patent:** **** May 19, 2015**

(54) **MOBILE PHONE**

(71) Applicant: **LG Electronics Inc.**, Seoul (KR)

(72) Inventors: **Sang Min Park**, Seoul (KR); **Jong Hak Lee**, Seoul (KR); **Eun Ju Lee**, Seoul (KR); **Ji Woon Kim**, Seoul (KR); **Kang E Lee**, Seoul (KR)

(73) Assignee: **LG Electronics Inc.**, Seoul (KR)

(**) Term: **14 Years**

(21) Appl. No.: **29/460,199**

(22) Filed: **Jul. 9, 2013**

(30) **Foreign Application Priority Data**

Jan. 29, 2013 (KR) 30-2013-0005063

(51) **LOC (10) Cl.** **14-03**

(52) **U.S. Cl.**
USPC **D14/248**

(58) **Field of Classification Search**
CPC H04M 1/0202; H04M 1/0235; H04M 1/0237; H04M 1/0239; H04M 2250/52; H04M 1/0266; H04M 1/0268; H04M 1/0295; H04M 2250/22; G06F 1/1626; G06F 1/1624
USPC D14/248, 138 R, 138 AD, 138 AC, 138 C, D14/138 G, 137, 341-347; 455/466, 575.1, 455/575.3, 575.4

See application file for complete search history.

(56) **References Cited**

U.S. PATENT DOCUMENTS

D512,393 S * 12/2005 Lee et al. D14/138 AD
D571,763 S * 6/2008 Lee D14/138 AD
D575,259 S * 8/2008 Kim et al. D14/138 AD

D630,199 S * 1/2011 Suzuki D14/248
D633,882 S * 3/2011 Sadatsuki D14/138 G
D642,152 S * 7/2011 Cho D14/138 AD
D651,191 S * 12/2011 Kim D14/138 G
D653,227 S * 1/2012 Choi et al. D14/138 G
D664,515 S * 7/2012 Fagnot et al. D14/138 G
D671,089 S * 11/2012 Joung et al. D14/138 G
8,644,878 B2 * 2/2014 Lee et al. 455/550.1
2010/0125816 A1 * 5/2010 Bezos 715/863
2010/0207903 A1 * 8/2010 Kim et al. 345/173

OTHER PUBLICATIONS

LG Elite LS696, announced May 2012, [online], [retrieved on May 10, 2012]. Retrieved from Internet ,<URL: http://www.gsmarena.com>.*

* cited by examiner

Primary Examiner — Bridget L Eland

(74) *Attorney, Agent, or Firm* — Birch, Stewart, Kolasch & Birch, LLP

(57) **CLAIM**

We claim the ornamental design for a mobile phone, as shown and described.

DESCRIPTION

FIG. 1 is a perspective view of a mobile phone showing the new design:

FIG. 2 is a front elevation view thereof;

FIG. 3 is a rear elevation view thereof;

FIG. 4 is a left-side elevation view thereof;

FIG. 5 is a right-side elevation view thereof;

FIG. 6 is a top plan view thereof; and,

FIG. 7 is a bottom plan view thereof.

The broken lines showing the remainder of the mobile phone are directed to environment and are for illustrative purposes only; the broken lines form no part of the claimed design.

1 Claim, 4 Drawing Sheets

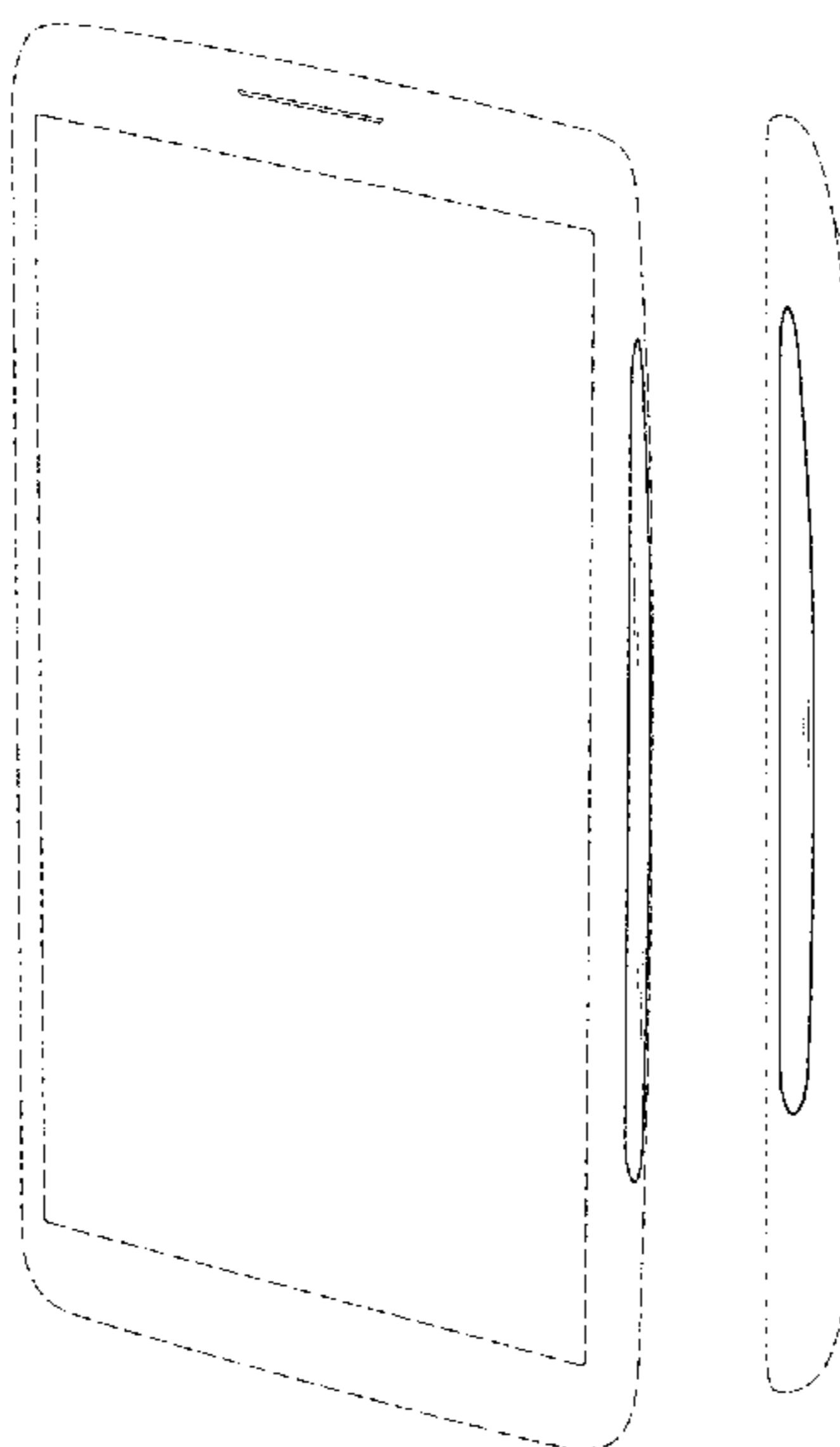


FIG. 1




FIG.2




FIG.3




FIG. 4



FIG. 5




FIG. 6




FIG. 7

