



US00D729760S

(12) **United States Design Patent**
Takahata

(10) **Patent No.:** **US D729,760 S**

(45) **Date of Patent:** **** May 19, 2015**

(54) **INTERPHONE**

(75) Inventor: **Kotaro Takahata**, Nagoya (JP)

(73) Assignee: **Aiphone Co., Ltd.**, Nagoya-Shi (JP)

(**) Term: **14 Years**

(21) Appl. No.: **29/432,259**

(22) Filed: **Sep. 14, 2012**

(30) **Foreign Application Priority Data**

Aug. 27, 2012 (JP) 2012-020467
Aug. 27, 2012 (JP) 2012-020468

(51) **LOC (10) Cl.** **14-03**

(52) **U.S. Cl.**
USPC **D14/159**

(58) **Field of Classification Search**
USPC D14/130, 140, 140.3, 142, 147-151,
D14/329, 330, 434, 447, 241, 251, 253,
D14/159; D13/107, 108;
379/428.01-428.04, 440, 446;
320/110, 113-115
See application file for complete search history.

(56) **References Cited**

U.S. PATENT DOCUMENTS

D332,258 S * 1/1993 Urushihara et al. D14/464
D344,684 S * 3/1994 Metz et al. D10/103
D344,938 S * 3/1994 Kashiwabara et al. D14/464
D365,555 S * 12/1995 Fukutani et al. D14/466

D432,124 S * 10/2000 Pardikes et al. D14/336
D514,558 S * 2/2006 Nagel et al. D14/341
D561,734 S * 2/2008 Yamada et al. D14/159
D597,062 S * 7/2009 Lando et al. D14/159
D639,266 S * 6/2011 DeLorenzo et al. D14/142
D639,267 S * 6/2011 DeLorenzo et al. D14/142
D662,095 S * 6/2012 Mack et al. D14/388
D664,520 S * 7/2012 Shadovitz et al. D14/150
D671,940 S * 12/2012 Kim D14/374
D691,972 S * 10/2013 Lin D13/177
2002/0018051 A1 * 2/2002 Singh 345/173
2013/0250033 A1 * 9/2013 Wang et al. 348/14.02

* cited by examiner

Primary Examiner — Carla Jobe Wright

Assistant Examiner — Holly E Thurman

(74) *Attorney, Agent, or Firm* — Burr & Brown, PLLC

(57) **CLAIM**

The ornamental design for an interphone, as shown and described.

DESCRIPTION

FIG. 1 is a front elevational view of an interphone showing my new design;
FIG. 2 is a rear elevational view thereof;
FIG. 3 is a left side elevational view thereof;
FIG. 4 is a right side elevational view thereof;
FIG. 5 is a top plan view thereof;
FIG. 6 is a bottom plan view thereof; and,
FIG. 7 is a front perspective view thereof.
The broken lines in the drawings depict unclaimed subject matter only and form no part of the claimed design.

1 Claim, 7 Drawing Sheets




Fig.1

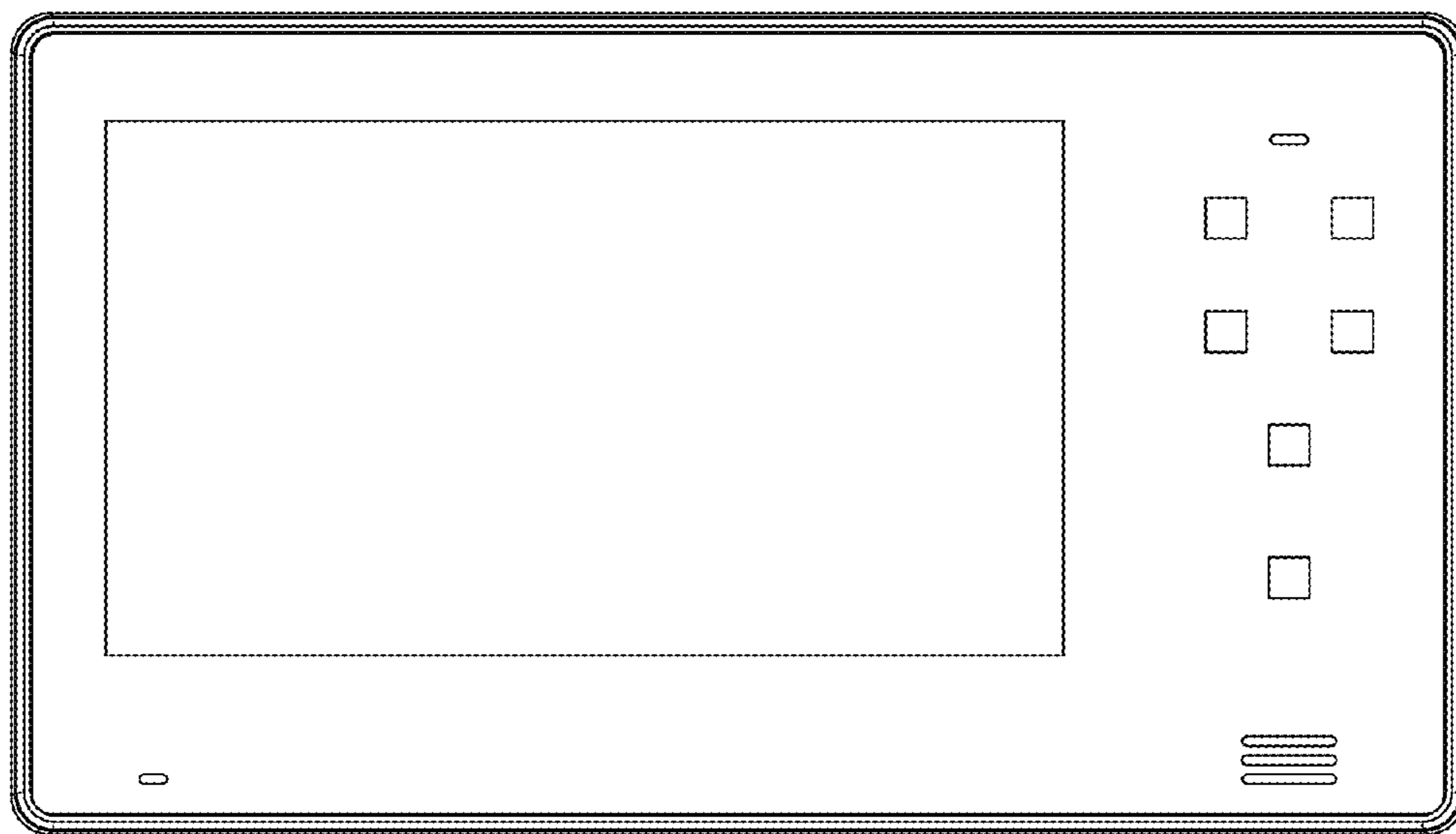


Fig.2

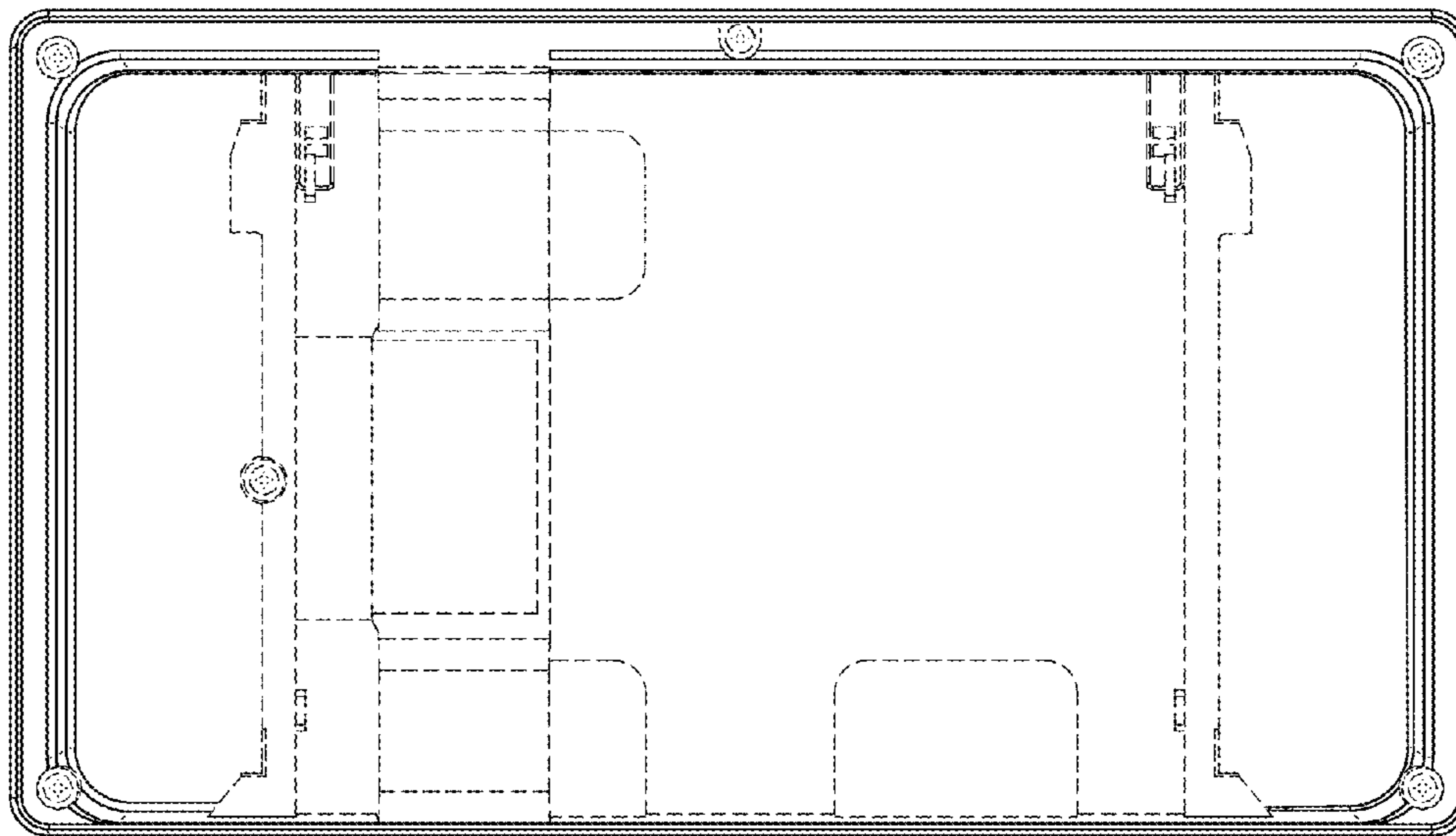


Fig.3




Fig.4




Fig.5

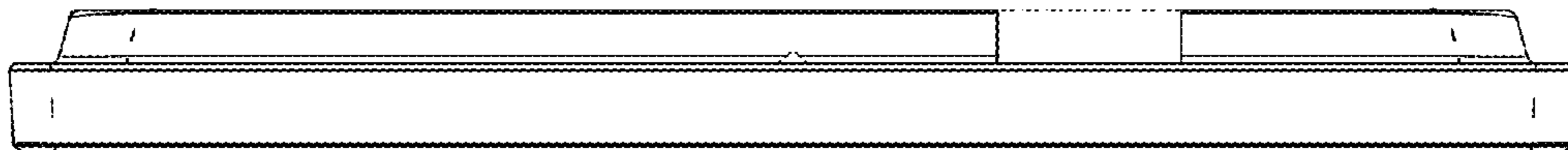


Fig.6




Fig.7

