



US00D729752S

(12) **United States Design Patent**
Chou et al.

(10) **Patent No.:** **US D729,752 S**
(45) **Date of Patent:** **** May 19, 2015**

(54) **LED CHIP**

(71) Applicant: **HIGH POWER OPTO. INC.**, Taichung (TW)

(72) Inventors: **Yi-Chun Chou**, Taichung (TW); **Li-Ping Chou**, Taichung (TW); **Wei-Yu Yen**, Taichung (TW); **Fu-Bang Chen**, Taichung (TW)

(73) Assignee: **HIGH POWER OPTO, INC.**, Taichung (TW)

(**) Term: **14 Years**

(21) Appl. No.: **29/493,509**

(22) Filed: **Jun. 10, 2014**

(51) **LOC (10) Cl.** **13-03**

(52) **U.S. Cl.**
USPC **D13/180**

(58) **Field of Classification Search**
USPC D13/180; D26/1; 257/79, 80, 81, 88, 257/89, 95, 98, 99, 100, E33.058; 313/483, 313/498, 500; 362/555, 800
See application file for complete search history.

(56) **References Cited**

U.S. PATENT DOCUMENTS

D578,536 S * 10/2008 Lei et al. D14/435
D620,460 S * 7/2010 Liu D13/180

D627,747 S * 11/2010 Chu et al. D13/180
D631,017 S * 1/2011 Arazoe et al. D13/180
D631,018 S * 1/2011 Arazoe et al. D13/180
D633,876 S * 3/2011 Shan et al. D13/180
8,076,688 B2 * 12/2011 Kim et al. 257/98
8,188,493 B2 * 5/2012 Li et al. 257/91
D686,173 S * 7/2013 Chou et al. D13/180
D687,394 S * 8/2013 Kuzuoka D13/180
2006/0284191 A1 * 12/2006 Yang et al. 257/79
2014/0209938 A1 * 7/2014 Emura et al. 257/88

* cited by examiner

Primary Examiner — Selina Sikder

(74) *Attorney, Agent, or Firm* — Muncy, Geissler, Olds & Lowe, P.C.

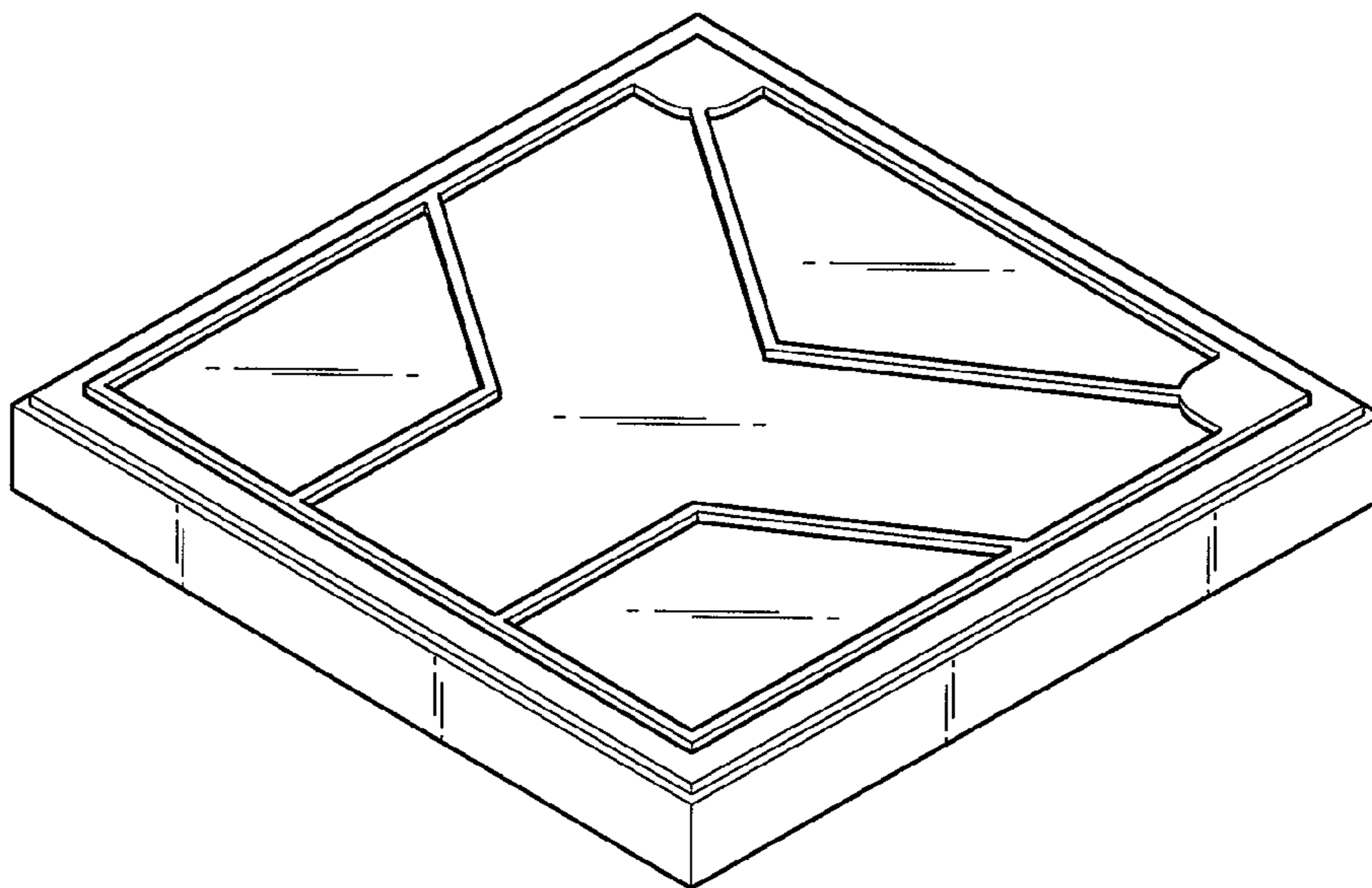
(57) **CLAIM**

The ornamental design for “LED chip,” as shown and described.

DESCRIPTION

FIG. 1 is a perspective view of “LED chip” showing my new design;
FIG. 2 is a front elevation view thereof;
FIG. 3 is a rear elevation view thereof;
FIG. 4 is a left side elevation view thereof;
FIG. 5 is a right side elevation view thereof;
FIG. 6 is a top view thereof; and,
FIG. 7 is a bottom plan view.

1 Claim, 4 Drawing Sheets



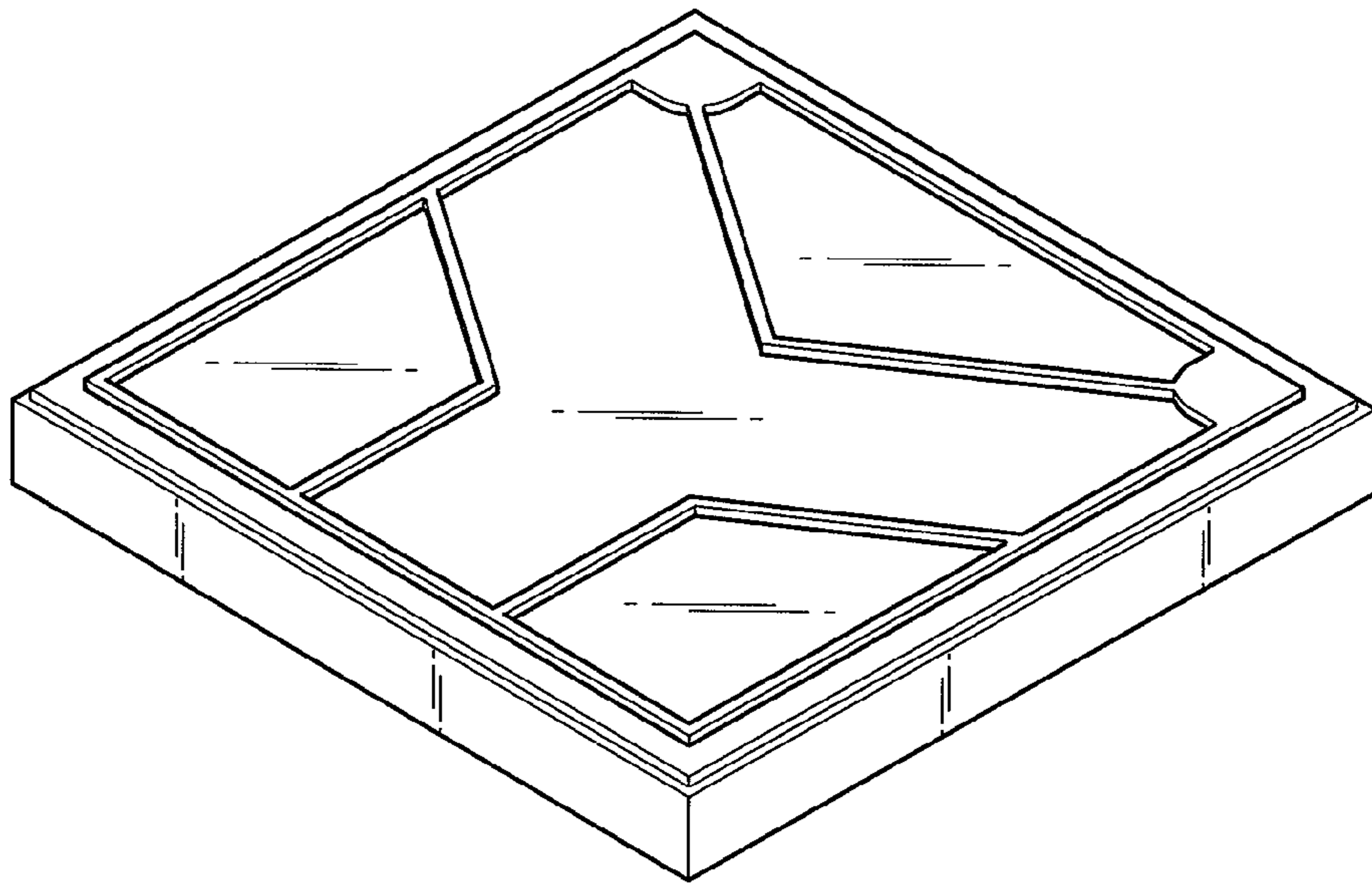


Fig . 1




Fig . 2




Fig . 3




Fig . 4




Fig . 5

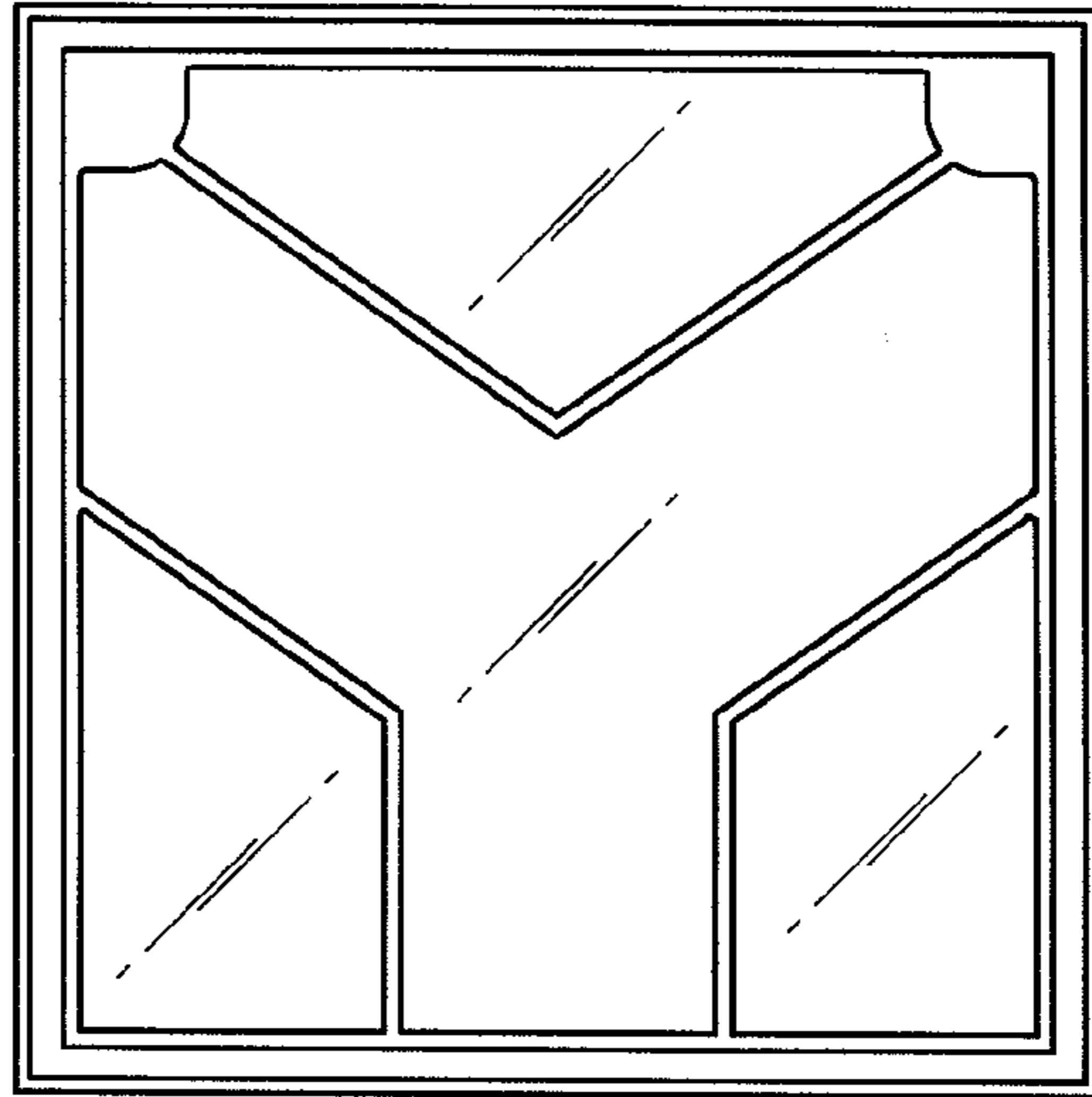


Fig . 6

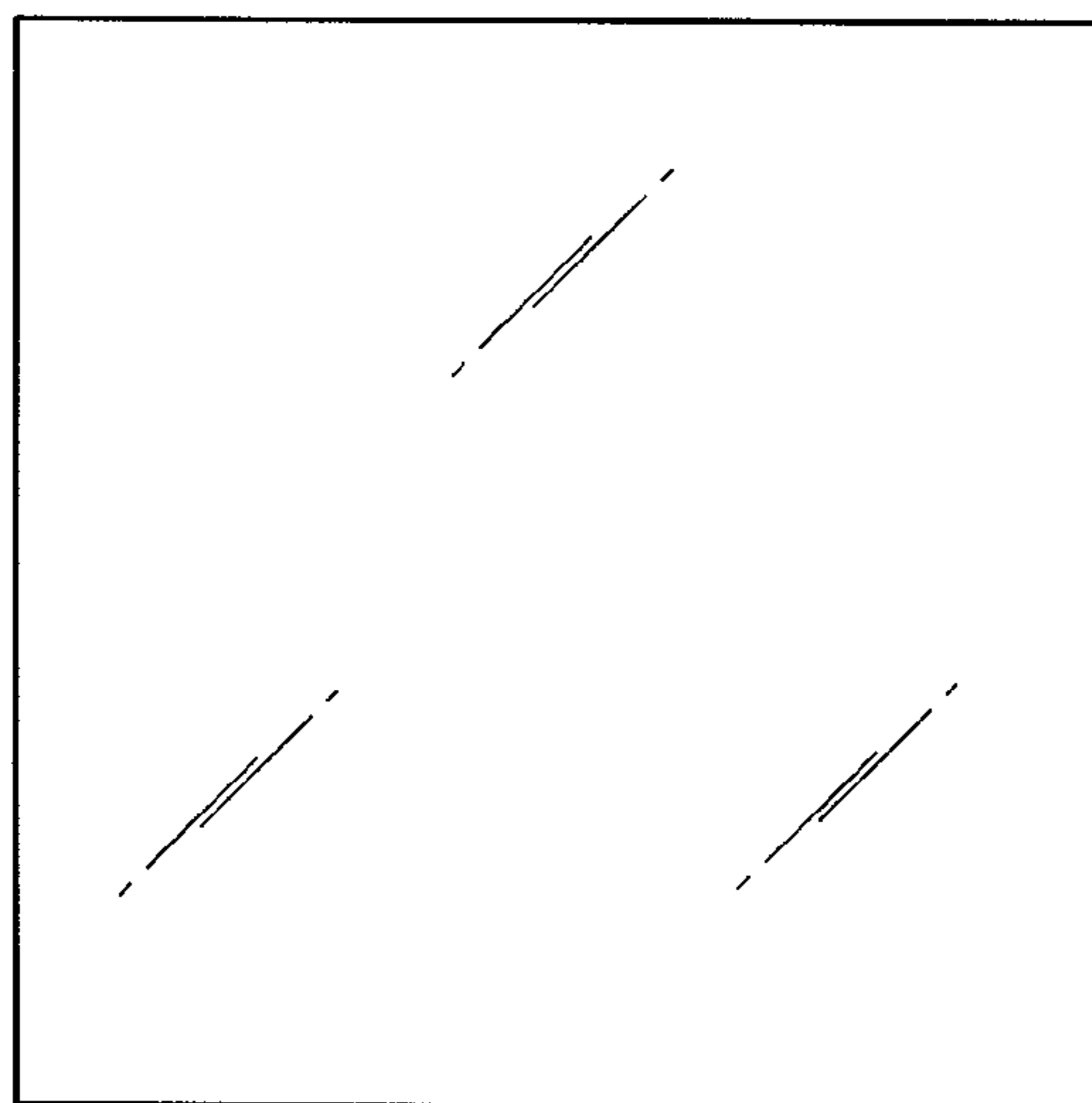


Fig . 7