

US00D729744S

(12) **United States Design Patent**
Nelson et al.

(10) **Patent No.:** **US D729,744 S**
(45) **Date of Patent:** **** May 19, 2015**

(54) **ACCESS PANEL**

(71) Applicant: **Homer TLC, Inc.**, Wilmington, DE
(US)

(72) Inventors: **Michael Nelson**, Peachtree City, GA
(US); **Scott Seccuro**, McDonough, GA
(US)

(73) Assignee: **Homer TLC, Inc.**, Wilmington, DE
(US)

(**) Term: **14 Years**

(21) Appl. No.: **29/450,099**

(22) Filed: **Mar. 15, 2013**

(51) **LOC (10) Cl.** **13-03**

(52) **U.S. Cl.**
USPC **D13/152**

(58) **Field of Classification Search**
USPC 49/463, 465, 464; 52/79.7, 79.8, 196,
52/197; D13/152; D25/138, 48.1
See application file for complete search history.

(56) **References Cited**

U.S. PATENT DOCUMENTS

2,156,110	A	4/1939	Brukner	244/129
3,930,338	A	1/1976	Roon	49/465
4,970,836	A *	11/1990	Brown	52/205
5,361,541	A	11/1994	Szykowski	49/465
5,765,312	A *	6/1998	Szykowski	49/465
6,618,996	B1 *	9/2003	Szykowski	49/465
6,830,274	B2	12/2004	Burkhardt et al.	296/1.06

7,095,609	B2	8/2006	Erickson et al.	361/683
D611,170	S	3/2010	Hiner	D25/138
D635,098	S *	3/2011	Ismert	D13/152
2012/0159862	A1	6/2012	De Domenico	49/503
2014/0259949	A1	9/2014	Nelson et al.	49/465

FOREIGN PATENT DOCUMENTS

SE 465226 B 8/1991

* cited by examiner

Primary Examiner — Doris Clark

(74) *Attorney, Agent, or Firm* — Norton Rose Fulbright US LLP

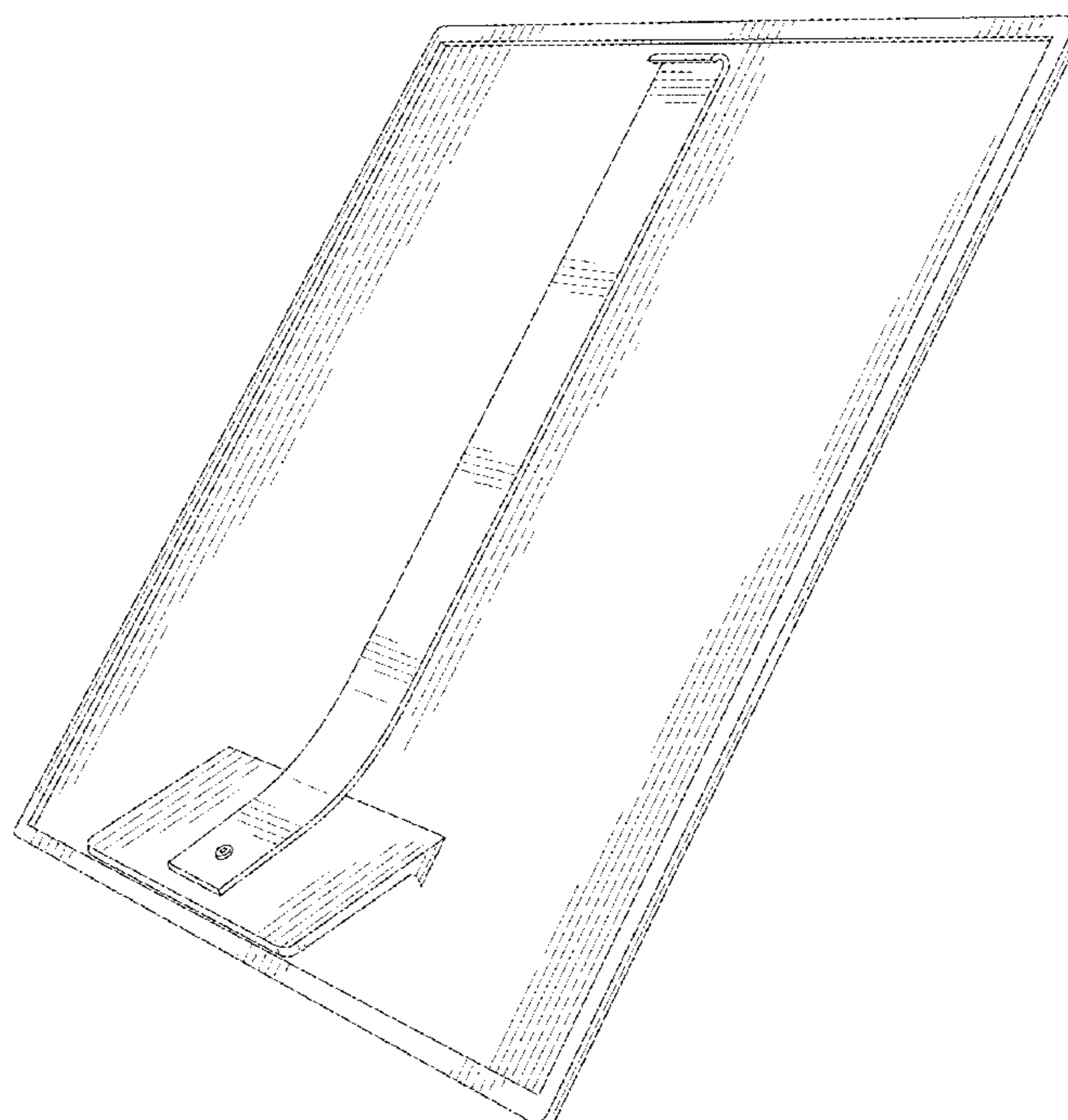
(57) **CLAIM**

The ornamental design for an access panel, as shown and described.

DESCRIPTION

FIG. 1 is a rear perspective view of our design comprising an access panel having a wall rest extending outward from the back side of the access panel near its lower edge, and a tension arm extending upward from the wall rest to a curved upper end near an upper edge of the access panel;
FIG. 2 is a front side orthogonal view of our design;
FIG. 3 is a back side orthogonal view of our design;
FIG. 4 is a right side orthogonal view of our design;
FIG. 5 is a left side orthogonal view of our design;
FIG. 6 is a top view of our design; and,
FIG. 7 is a bottom view of our design.

1 Claim, 5 Drawing Sheets



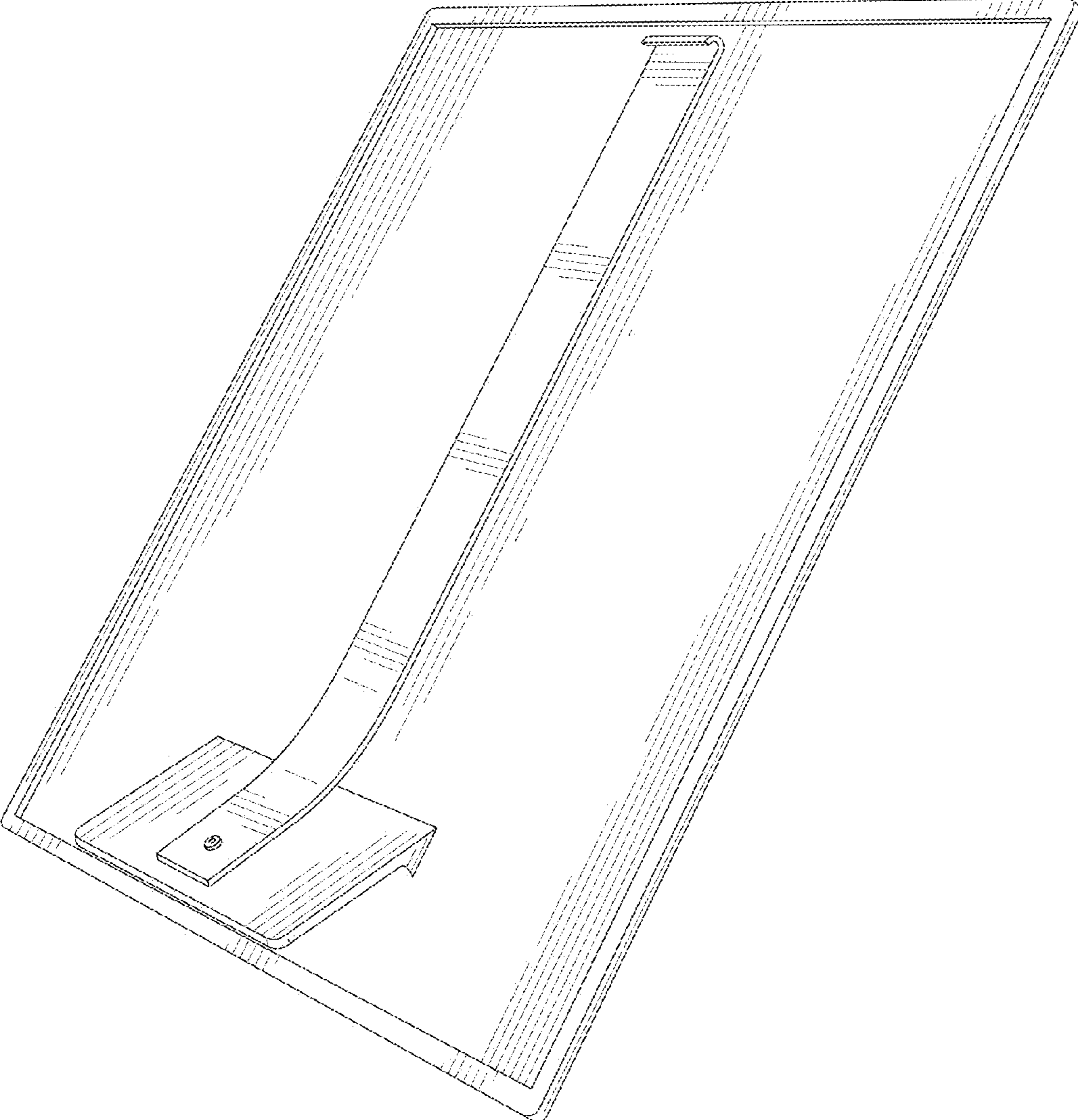


FIG. 1




FIG. 2

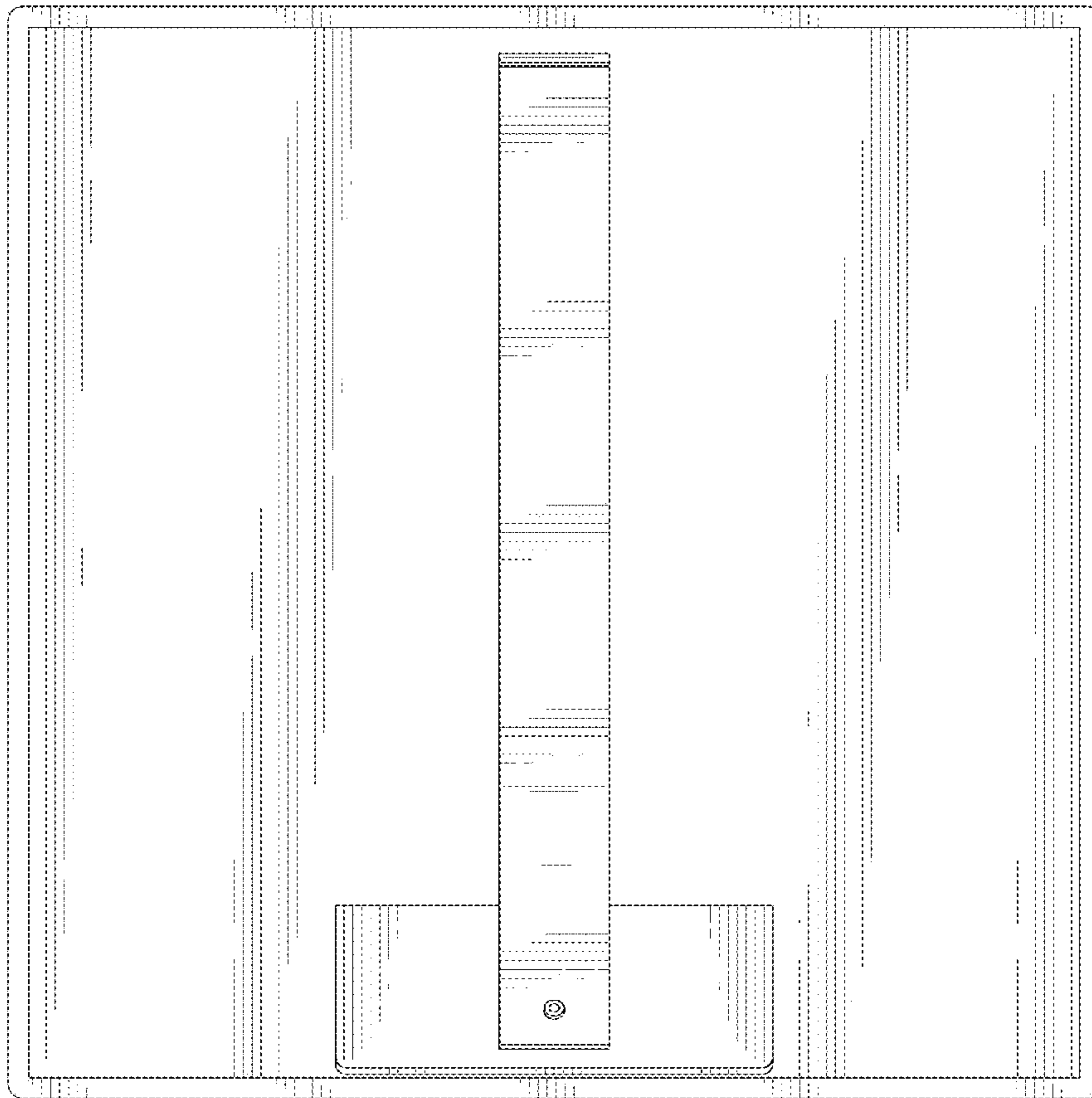


FIG. 3




FIG. 4




FIG. 5

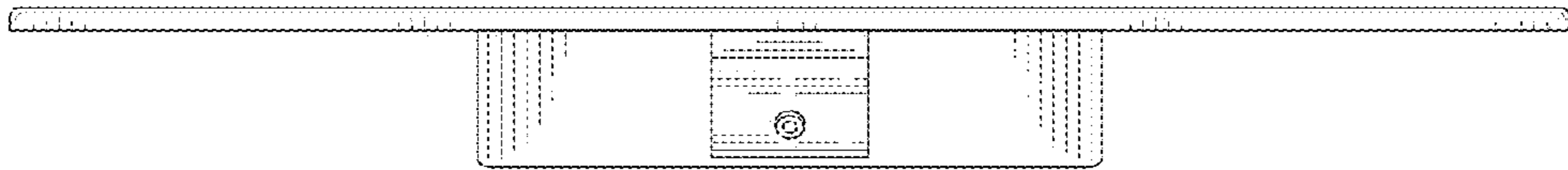


FIG. 6

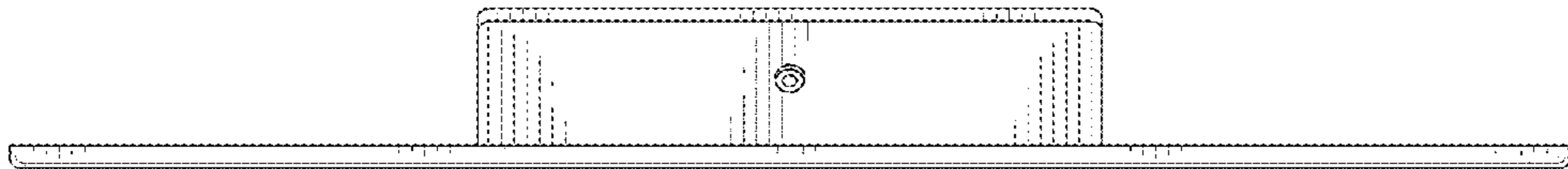


FIG. 7