



US00D729727S

(12) **United States Design Patent**  
**Lin**

(10) **Patent No.:** **US D729,727 S**  
(45) **Date of Patent:** **\*\* May 19, 2015**

(54) **BATTERY DEVICE**  
(71) Applicant: **Limefuel, LLC**, Boulder, CO (US)  
(72) Inventor: **Paul Lin**, Boulder, CO (US)  
(73) Assignee: **Limefuel, LLC**, Boulder, CO (US)  
(\*\*) Term: **14 Years**  
(21) Appl. No.: **29/491,238**

D409,623	S	*	5/1999	Bianco	.....	D14/240
D496,906	S	*	10/2004	Vinciarelli et al.	.....	D13/110
D506,438	S	*	6/2005	Vinciarelli et al.	.....	D13/110
D509,472	S	*	9/2005	Vinciarelli et al.	.....	D13/110
D524,242	S	*	7/2006	Adams et al.	.....	D13/103
D629,365	S	*	12/2010	Garcia De Vicuna	.....	D13/152
D662,044	S	*	6/2012	Lemelman et al.	.....	D13/103
D689,019	S	*	9/2013	Sato et al.	.....	D13/103
D700,139	S	*	2/2014	Chan et al.	.....	D13/103
D705,782	S	*	5/2014	McParland et al.	.....	D14/435
D711,311	S	*	8/2014	Corbin et al.	.....	D13/103
2009/0098443	A1	*	4/2009	Yamamoto et al.	.....	429/56
2013/0202932	A1	*	8/2013	SONG et al.	.....	429/94

(22) Filed: **May 19, 2014**  
(51) **LOC (10) Cl.** ..... **13-02**  
(52) **U.S. Cl.**  
USPC ..... **D13/103**  
(58) **Field of Classification Search**  
CPC ..... Y02E 60/12; Y02E 60/122; Y02E 60/124;  
Y02E 60/50; H01M 2/02; H01M 2/022;  
H01M 2/0202; H01M 2/0207; H01M 2/0212;  
H01M 2/1061; H01M 2/1022; H01M 2/1055;  
H01M 2/1066; H01M 2/105; H01M 2/104  
USPC ..... D13/102-106, 110, 119-121, 184;  
429/96-100, 163, 176  
See application file for complete search history.

\* cited by examiner

*Primary Examiner* — Rosemary K Tarcza  
(74) *Attorney, Agent, or Firm* — Sheridan Ross P.C.


(57) **CLAIM**  
The ornamental design for battery device, as shown and described.

**DESCRIPTION**

FIG. 1 is a front perspective view of the battery device;  
FIG. 2 is a rear perspective view thereof;  
FIG. 3 is a left elevation view thereof;  
FIG. 4 is a right elevation view thereof;  
FIG. 5 is a front elevation view thereof;  
FIG. 6 is a rear elevation view thereof;  
FIG. 7 is a top plan view thereof; and,  
FIG. 8 is a bottom plan view thereof.  
The broken lines showing the battery device are included for the purpose of illustrating environment and form no part of the claimed design.

(56) **References Cited**  
U.S. PATENT DOCUMENTS  
D320,212 S \* 9/1991 Someya ..... D14/242  
D357,896 S \* 5/1995 Berry ..... D13/103  
D363,056 S \* 10/1995 Vinciarelli et al. .... D13/110  
D375,933 S \* 11/1996 Kao ..... D13/103  
D382,536 S \* 8/1997 Amero, Jr. .... D13/103  
D409,136 S \* 5/1999 Sumita et al. .... D13/103

**1 Claim, 3 Drawing Sheets**






FIG. 1

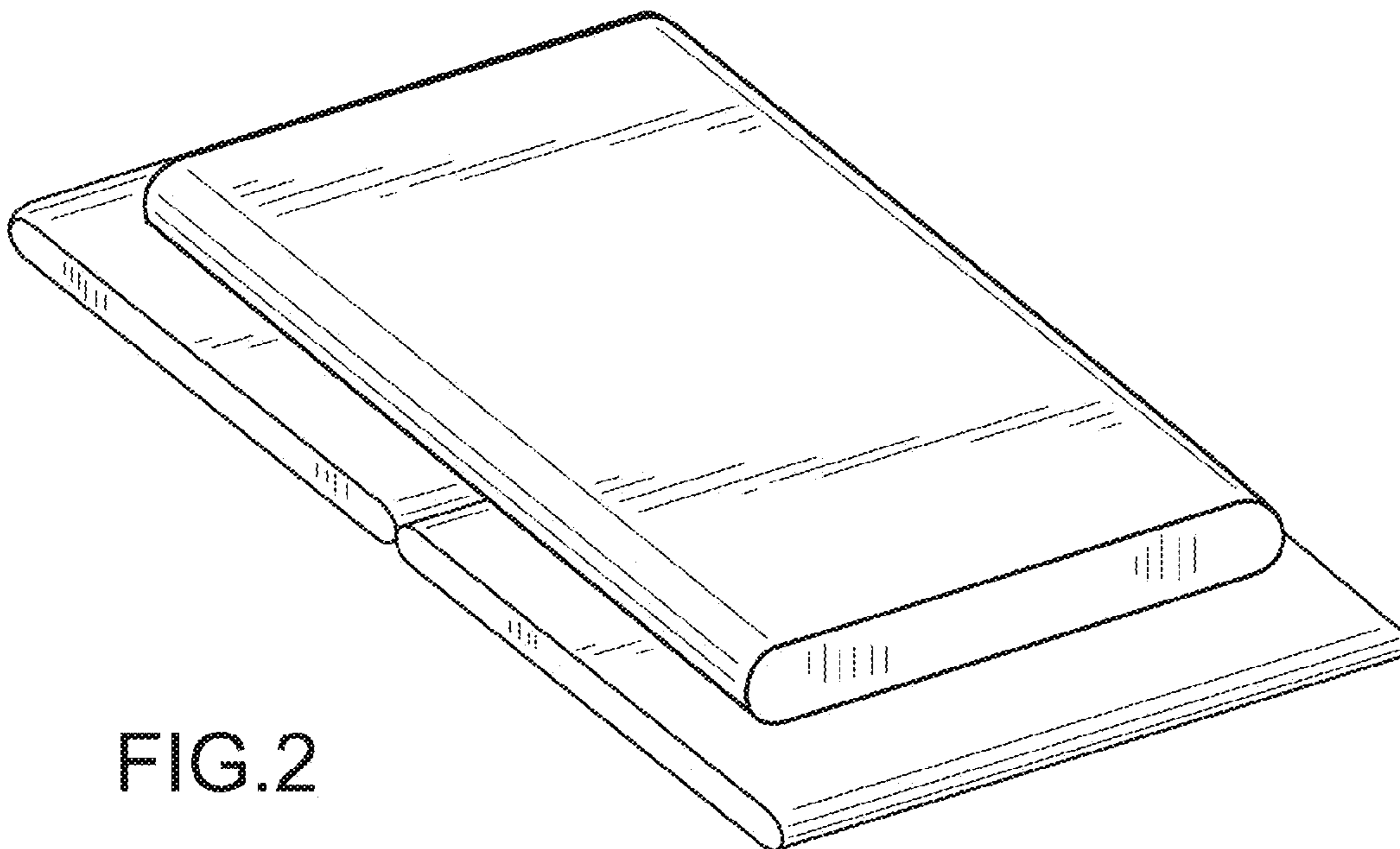


FIG. 2

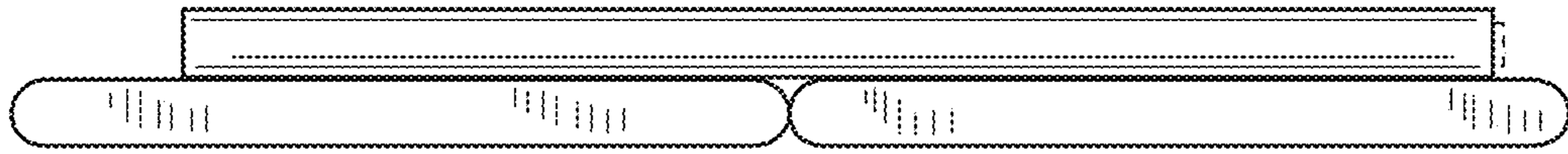


FIG. 3

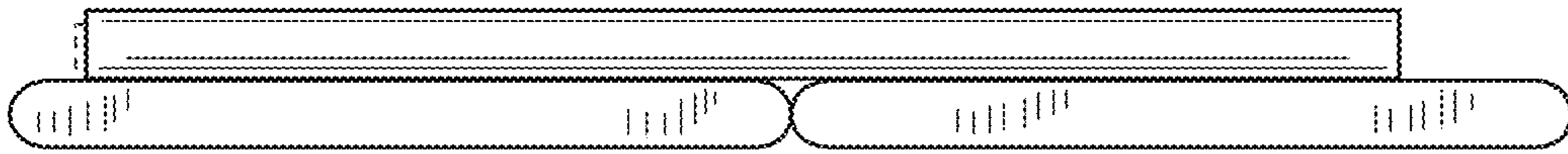


FIG. 4



FIG. 5




FIG. 6

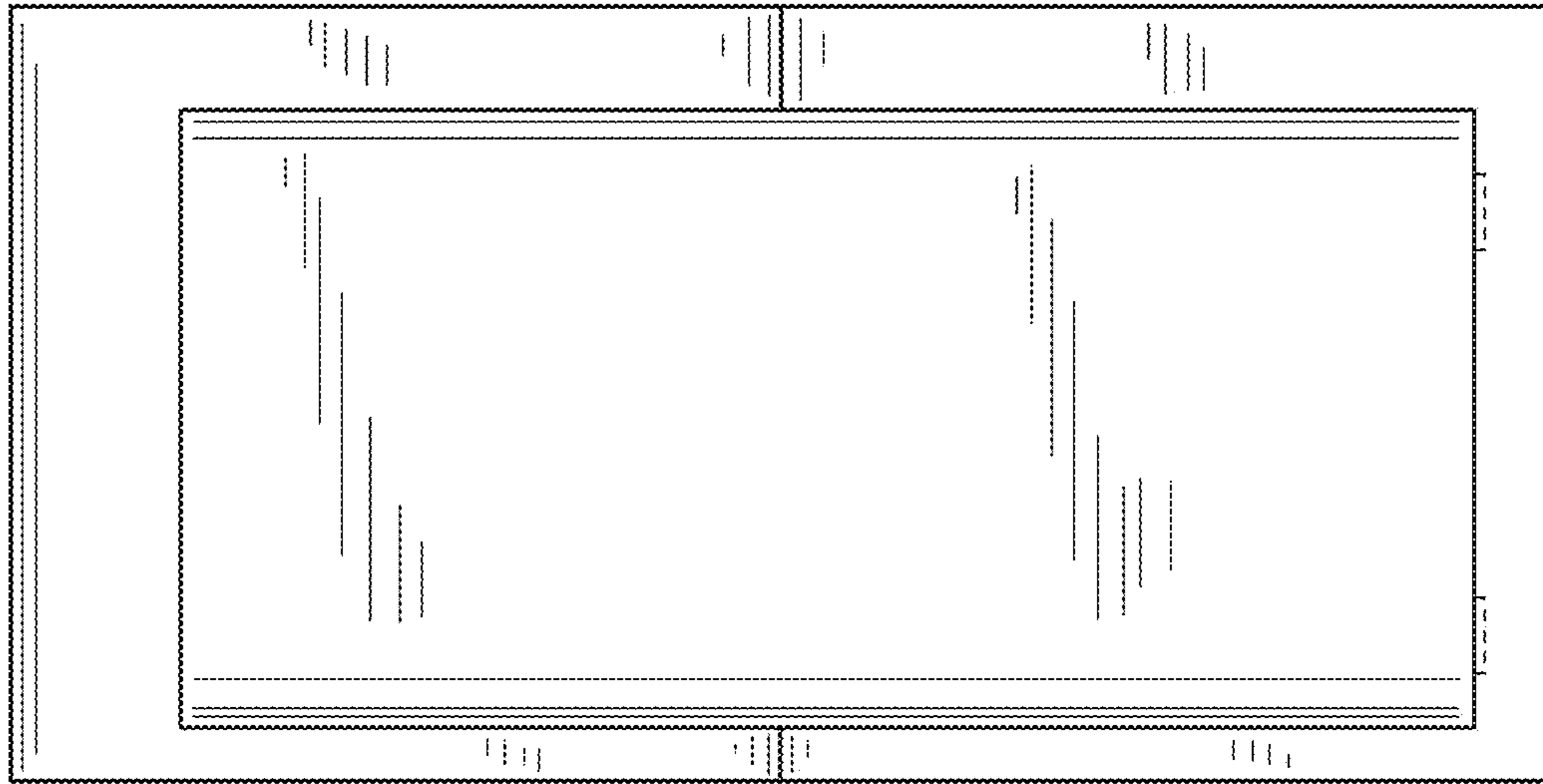


FIG. 7

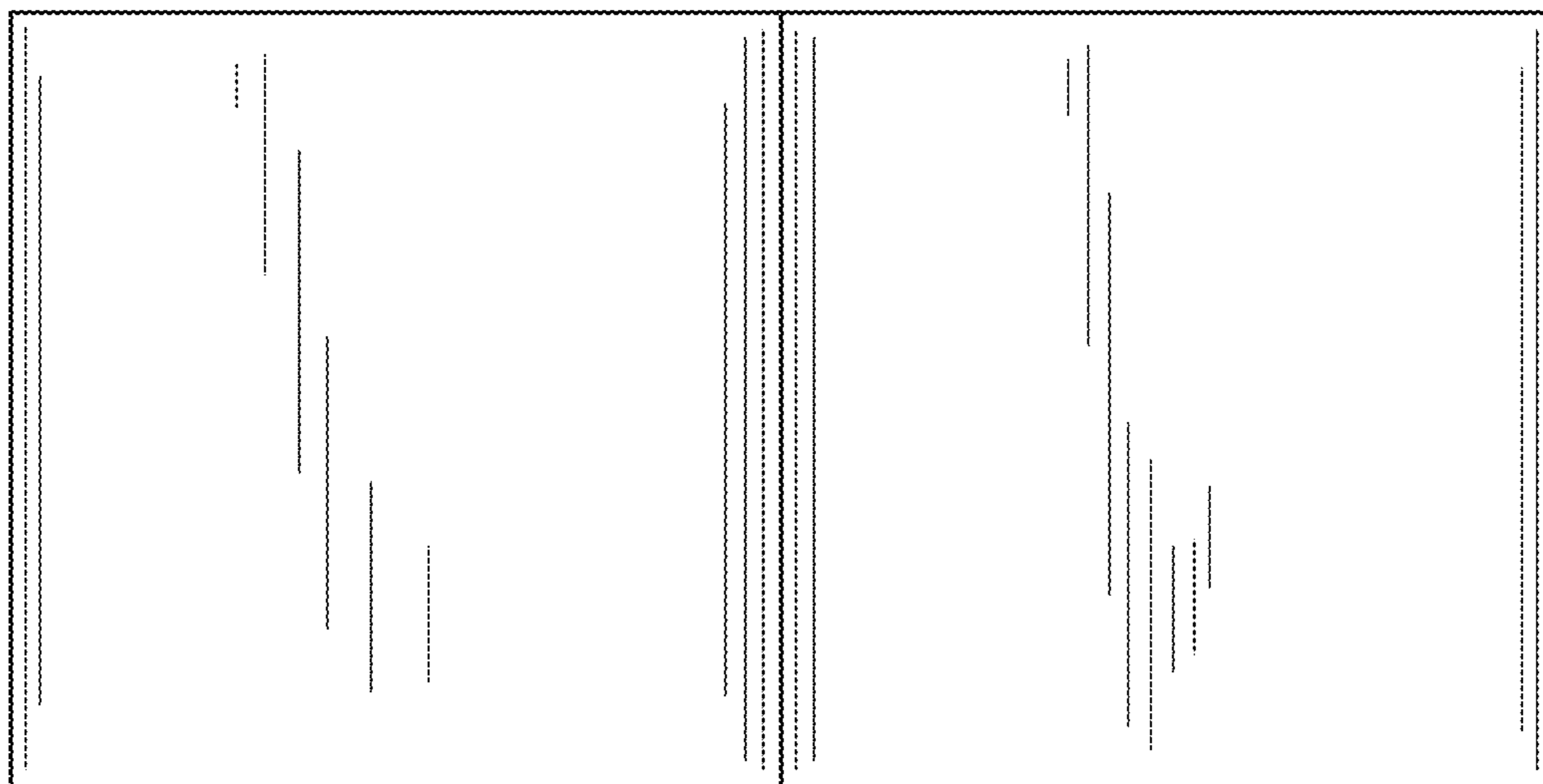


FIG. 8