



US00D729712S

(12) **United States Design Patent**
Goeppel

(10) **Patent No.:** **US D729,712 S**

(45) **Date of Patent:** **** May 19, 2015**

(54) **SPOILER FOR A VEHICLE**

(56) **References Cited**

(71) Applicant: **Bayerische Motoren Werke**
Aktiengesellschaft, Munich (DE)

U.S. PATENT DOCUMENTS

(72) Inventor: **Stefan Goeppel, Munich (DE)**

D433,976 S *	11/2000	Hatter	D12/181
D519,891 S *	5/2006	Lai	D12/181
D525,574 S *	7/2006	Conway et al.	D12/191
D586,711 S *	2/2009	Sato	D12/181
D659,615 S *	5/2012	Varga	D12/181
D667,763 S *	9/2012	Varga	D12/181
D683,677 S *	6/2013	Varga	D12/181
D710,771 S *	8/2014	Hovind et al.	D12/181

(73) Assignee: **Bayerische Motoren Werke**
Aktiengesellschaft, Munich (DE)

* cited by examiner

(**) Term: **14 Years**

Primary Examiner — Katrina A Betton

(21) Appl. No.: **29/489,249**

(74) *Attorney, Agent, or Firm* — Crowell & Moring LLP

(22) Filed: **Apr. 29, 2014**

(57) **CLAIM**

The ornamental design for a spoiler for a vehicle, as shown and described.

(30) **Foreign Application Priority Data**

DESCRIPTION

Oct. 31, 2013 (DE) 40 2013 101 079

(51) **LOC (10) Cl.** **12-08**

(52) **U.S. Cl.**
USPC **D12/181**

(58) **Field of Classification Search**
USPC D12/181, 191, 196, 400, 190, 88;
280/727, 770, 848; 296/180.1–180.5,
296/91; 180/903

FIG. 1 is a top view of a spoiler for a vehicle according to the design;

FIG. 2 is a front perspective view thereof;

FIG. 3 is a rear perspective view thereof;

FIG. 4 is a left side view thereof, the right side view being mirror symmetrical;

FIG. 5 is a front view thereof;


FIG. 6 is a rear view thereof; and,

FIG. 7 is a bottom view thereof.

The broken lines illustrate portions of the article that form no part of the claimed design.

See application file for complete search history.

1 Claim, 7 Drawing Sheets






Fig. 1




Fig. 2

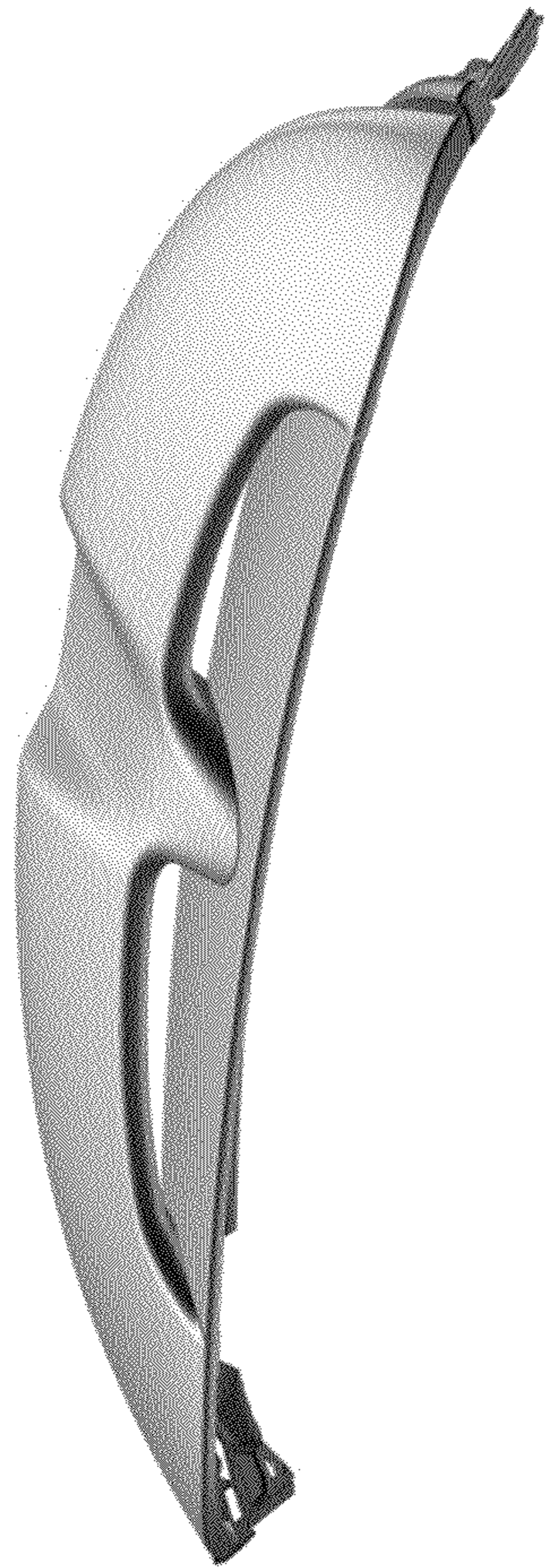


Fig. 3




Fig. 4

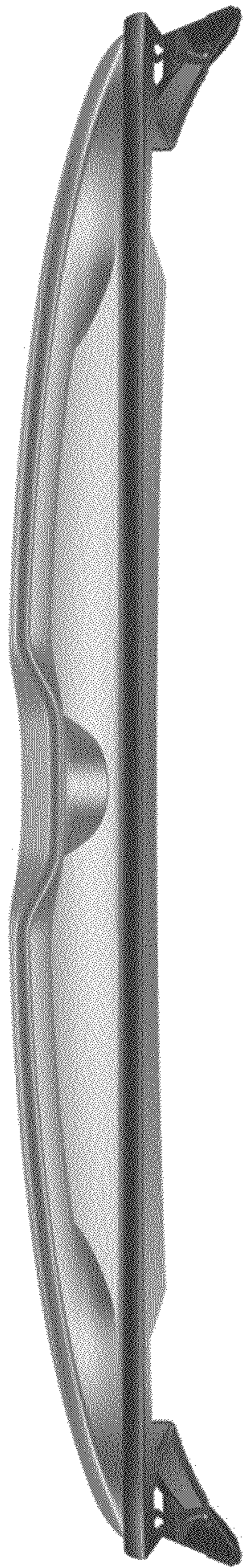


Fig. 5




Fig. 6



Fig. 7