

US00D729688S

(12) **United States Design Patent**
Halmos et al.

(10) **Patent No.:** **US D729,688 S**

(45) **Date of Patent:** **** May 19, 2015**

(54) **PLANTER ENCLOSURE**

(71) Applicants: **Nicholas Halmos**, Santa Crua, CA (US);
Quentin Lindh, Santa Cruz, CA (US);
Alexis Walker, Santa Cruz, CA (US)

(72) Inventors: **Nicholas Halmos**, Santa Crua, CA (US);
Quentin Lindh, Santa Cruz, CA (US);
Alexis Walker, Santa Cruz, CA (US)

(**) Term: **14 Years**

(21) Appl. No.: **29/450,816**

(22) Filed: **Mar. 22, 2013**

Related U.S. Application Data

(63) Continuation-in-part of application No. 13/843,434,
filed on Mar. 15, 2013.

(51) **LOC (10) Cl.** **11-02**

(52) **U.S. Cl.**
USPC **D11/156**

(58) **Field of Classification Search**
USPC D6/403-405, 556, 670, 671, 672, 673;
D9/428, 429; D11/143-156, 164;
47/17, 18, 32.7, 33, 39, 41.01,
47/41.11-41.15, 65, 65.5, 66.1, 66.6, 66.7,
47/67-71; D7/531

See application file for complete search history.

(56) **References Cited**

U.S. PATENT DOCUMENTS

473,631 A * 4/1892 Loepere 422/294
1,618,999 A * 3/1927 Roberts 47/18

1,980,239 A *	11/1934	Vetter	47/44
D101,402 S *	9/1936	Rose	D6/418
D130,002 S *	10/1941	Oswell	D6/418
2,608,797 A *	9/1952	Rawson	47/19.2
2,777,253 A *	1/1957	Bensin	47/1.01 R
D185,544 S *	6/1959	Frey	D6/447
3,321,864 A *	5/1967	Stasiuk	47/19.1
4,005,547 A *	2/1977	Caldwell	47/19.2
D266,534 S *	10/1982	Johanson	D25/15
4,671,011 A *	6/1987	Jantzen	47/19.2
5,524,383 A *	6/1996	Sanko et al.	47/60
2009/0235580 A1 *	9/2009	Garrett	47/17

* cited by examiner

Primary Examiner — Elizabeth Albert

(74) *Attorney, Agent, or Firm* — Patrick Reilly

(57) **CLAIM**

The ornamental design for a planter enclosure, as shown and described.

DESCRIPTION

FIG. 1 is a perspective view of a planter enclosure showing our new design;
FIG. 2 is a front view thereof;
FIG. 3 is a back view thereof;
FIG. 4 is a right side view thereof;
FIG. 5 is a left side view thereof;
FIG. 6 is a top view thereof; and,
FIG. 7 is a bottom view thereof.
The legs in broken lines are included for the purpose of showing portions of the planter enclosure that form no part of the claimed design.

1 Claim, 7 Drawing Sheets

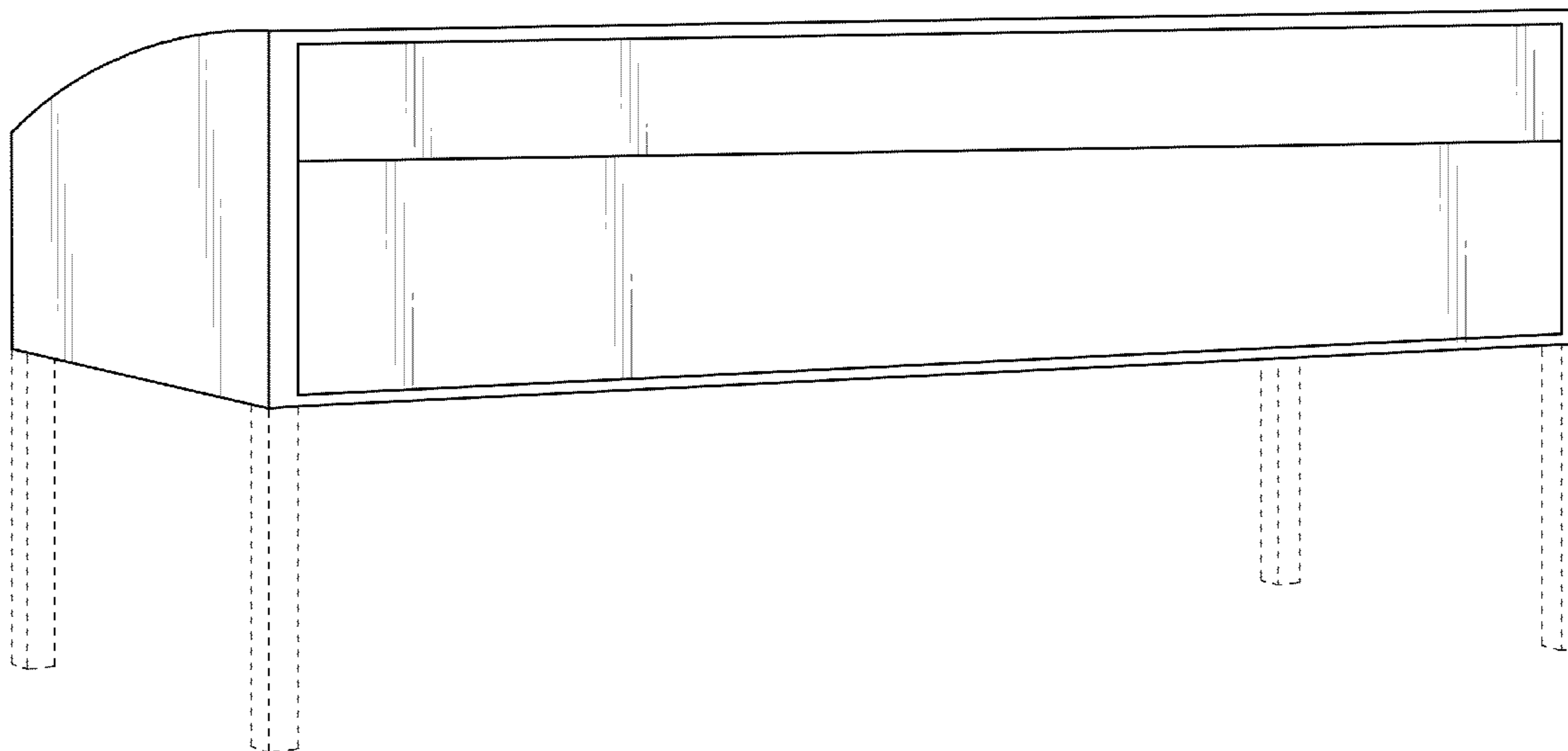




FIG. 1




FIG. 2




FIG. 3

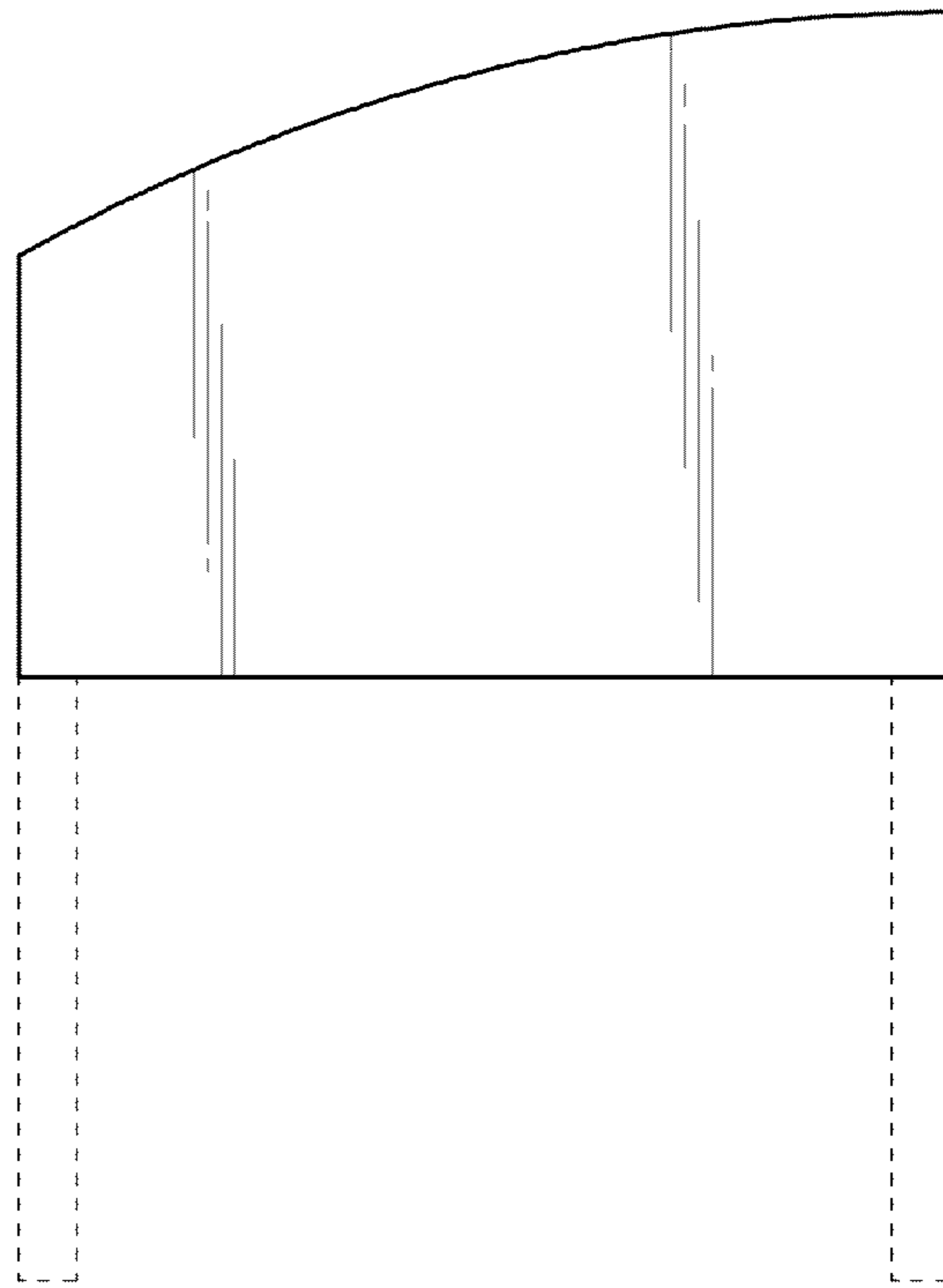


FIG. 4

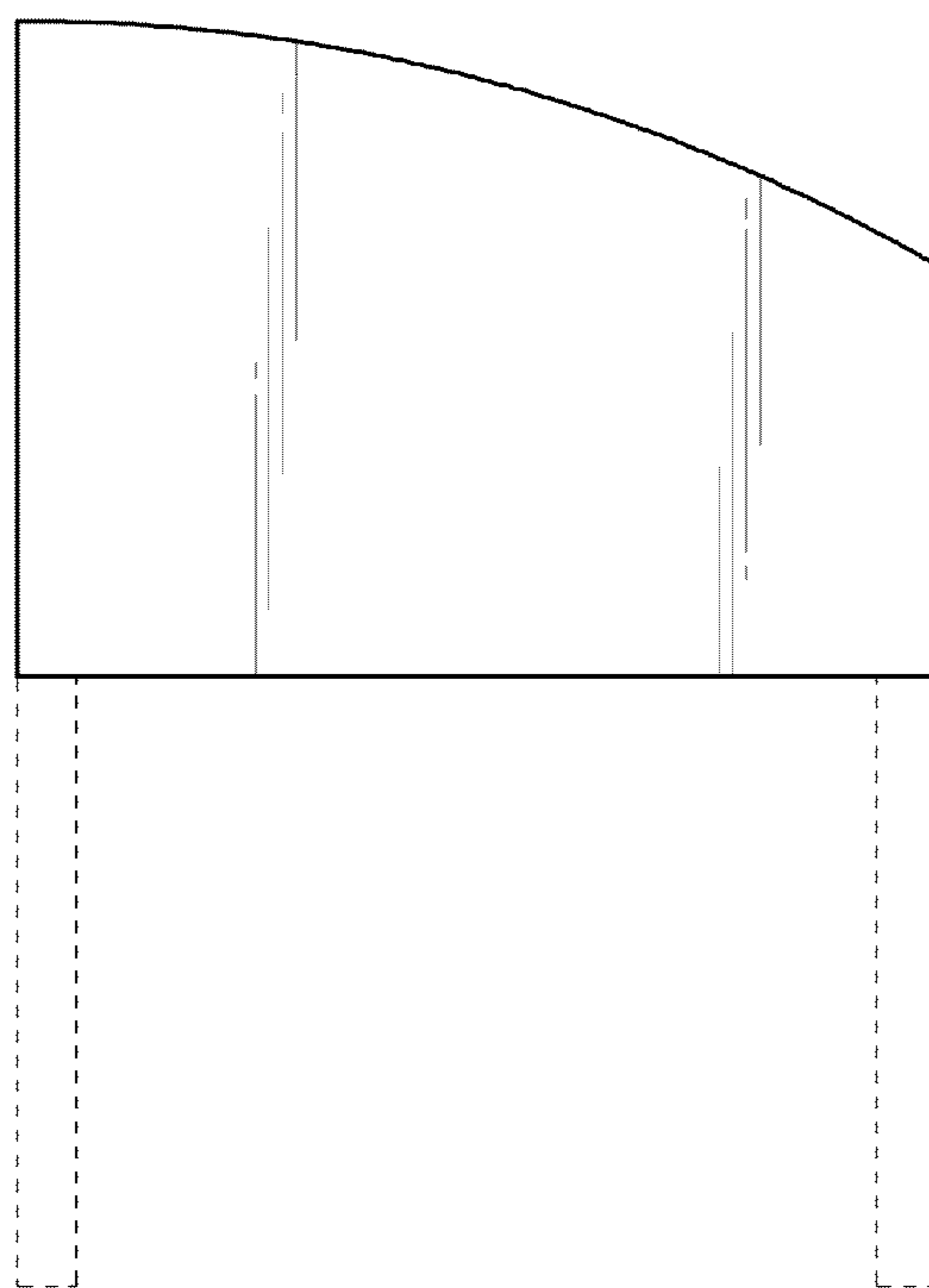


FIG. 5




FIG. 6




FIG. 7