



US00D729684S

(12) **United States Design Patent**
Wempe

(10) **Patent No.:** **US D729,684 S**
(45) **Date of Patent:** **** May 19, 2015**

- (54) **JEWELRY RING**
- (71) Applicant: **Gerhard D. Wempe KG**, Hamburg (DE)
- (72) Inventor: **Kim Eva Wempe**, Hamburg (DE)
- (73) Assignee: **Gerhard D. Wempe KG**, Hamburg (DE)
- (**) Term: **14 Years**
- (21) Appl. No.: **29/497,017**
- (22) Filed: **Jul. 20, 2014**

- D372,881 S * 8/1996 Morelli D11/34
- D386,438 S * 11/1997 Itzkowitz D11/34
- D532,317 S * 11/2006 Goecking D10/31
- D595,174 S * 6/2009 Hardy D11/11
- D631,773 S * 2/2011 Parvex D11/3
- D640,155 S * 6/2011 Parvex D11/3
- D676,779 S * 2/2013 Papadimitriou D11/34
- D688,150 S * 8/2013 Parvex D11/26
- D690,058 S * 9/2013 Littrell et al. D30/152

Related U.S. Application Data

- (62) Division of application No. 29/427,881, filed on Jul. 24, 2012, now Pat. No. Des. 719,049.

Foreign Application Priority Data

Feb. 2, 2012 (WO) DM/077 887

- (51) **LOC (10) CL.** **11-01**
- (52) **U.S. CL.**
USPC **D11/34; D11/11**
- (58) **Field of Classification Search**
USPC D11/1-39, 91, 92; 63/3, 3.1, 3.2, 15,
63/15.1-15.4, 15.45, 15.5, 15.6, 15.7, 4,
63/5.1, 18-20, 38, 1.11, 35, 39; D30/160;
D24/193, 194
See application file for complete search history.

References Cited

U.S. PATENT DOCUMENTS

- 430,295 A * 6/1890 Mathewson 63/3
- D109,704 S * 5/1938 Dinhofer D11/34
- D120,368 S * 5/1940 Welling D10/32
- D363,452 S * 10/1995 Morelli D11/34

OTHER PUBLICATIONS

[Online] Blu Diamond Ring White Gold 3 Brilliant-Cut Diamonds.
<http://www.wempe.com/juwelier-online-shop/en/product/Jewelry-line/Blu-BY-KIM/Blu-diamond-ring-white-gold-3-brilliant-cut-diamonds.html>. Retrieved Sep. 16, 2014.*

* cited by examiner

Primary Examiner — Garth Rademaker

Assistant Examiner — Melanie Pellegrini

(74) *Attorney, Agent, or Firm* — Laurence P. Colton; Smith Risley Tempel Santos LLC

(57) **CLAIM**

The ornamental design for a jewelry ring, as shown and described.

DESCRIPTION

FIG. 1 is a perspective view of a jewelry ring showing my new design.

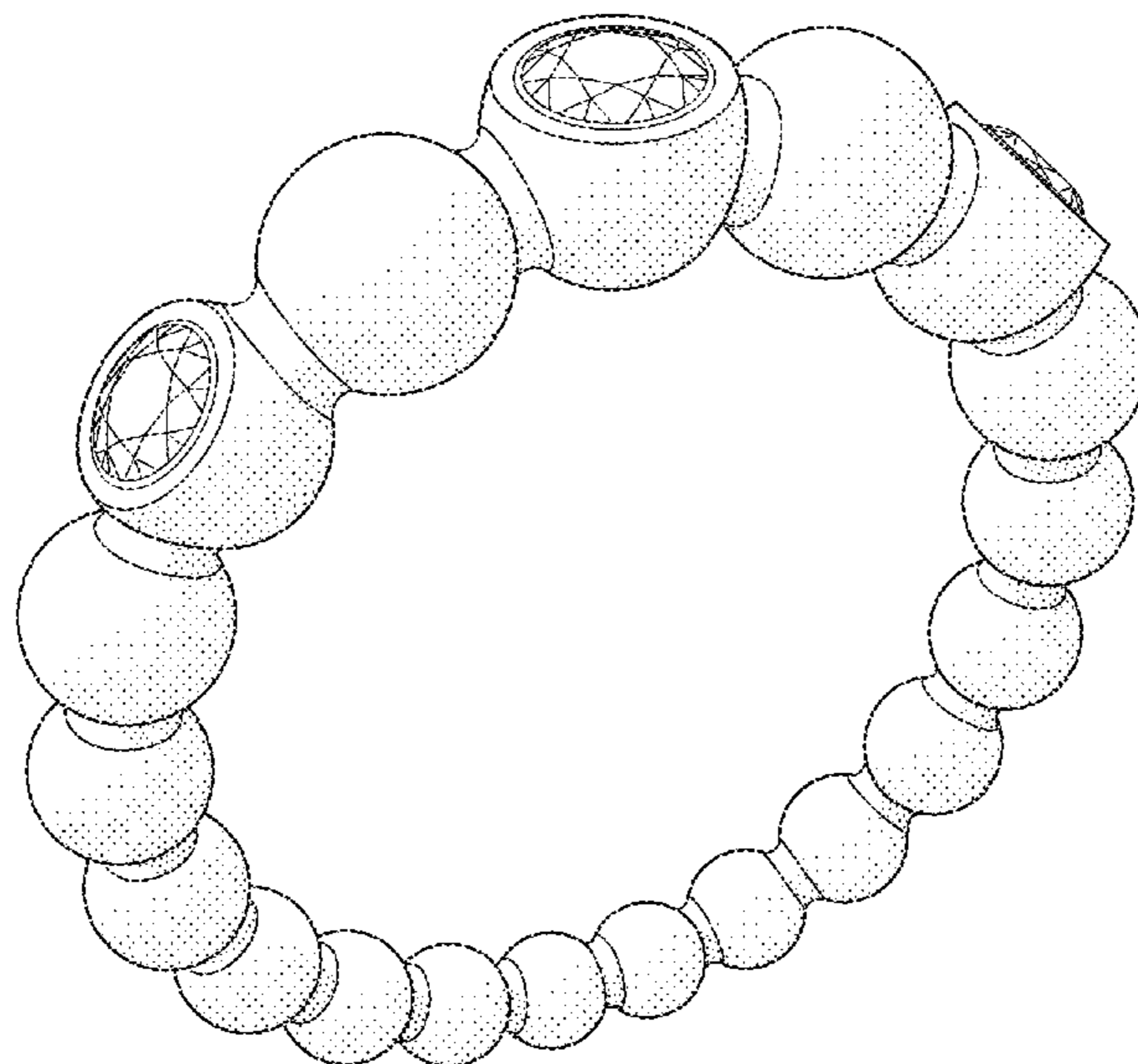
FIG. 2 is a top view of the design of FIG. 1.

FIG. 3 is a left side view of the design of FIG. 1, with the right side view being a mirror image.

FIG. 4 is a front view of the design of FIG. 1, with the back view being a mirror image; and,

FIG. 5 is a bottom view of the design of FIG. 1.

1 Claim, 5 Drawing Sheets



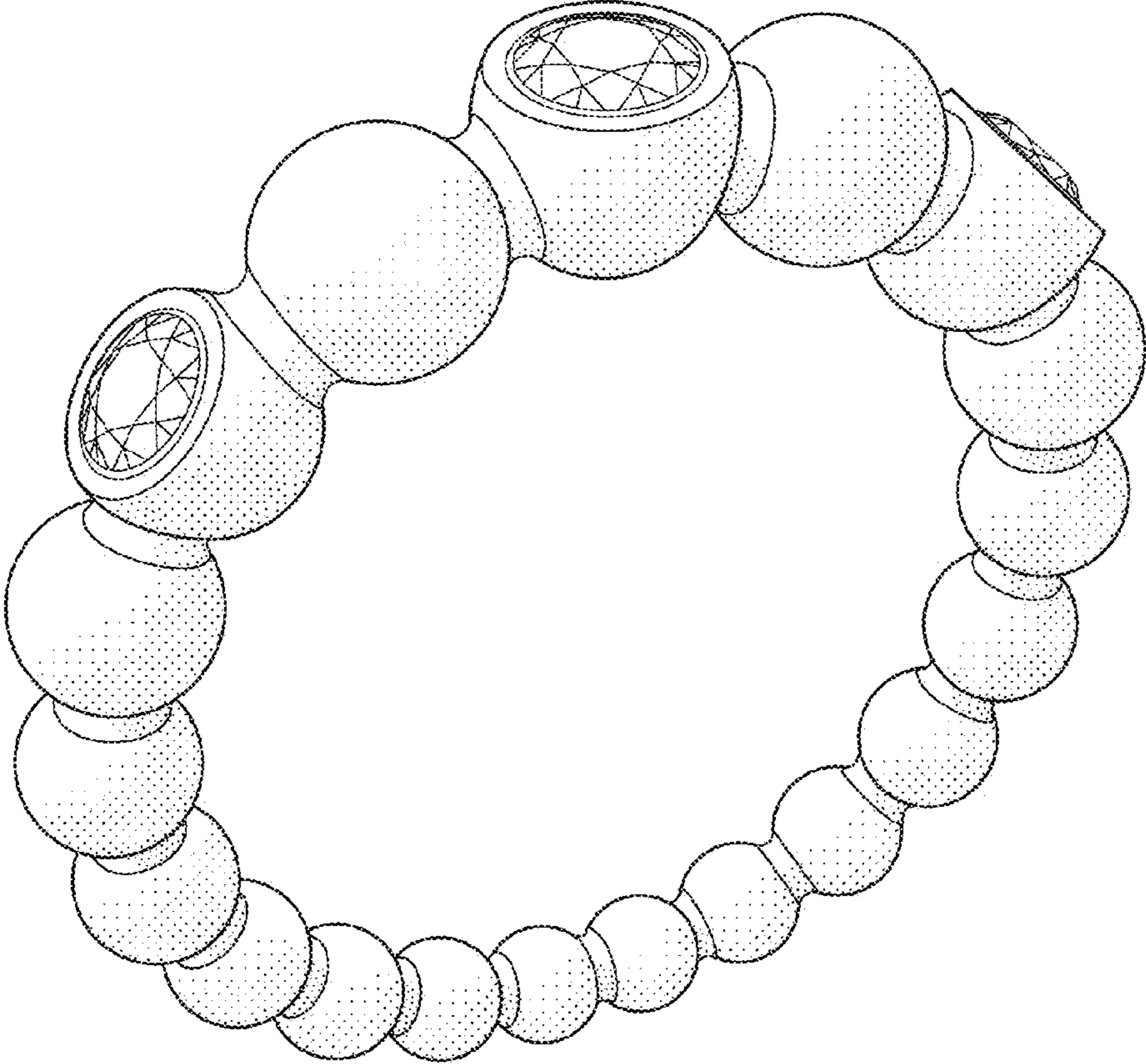


Fig. 1

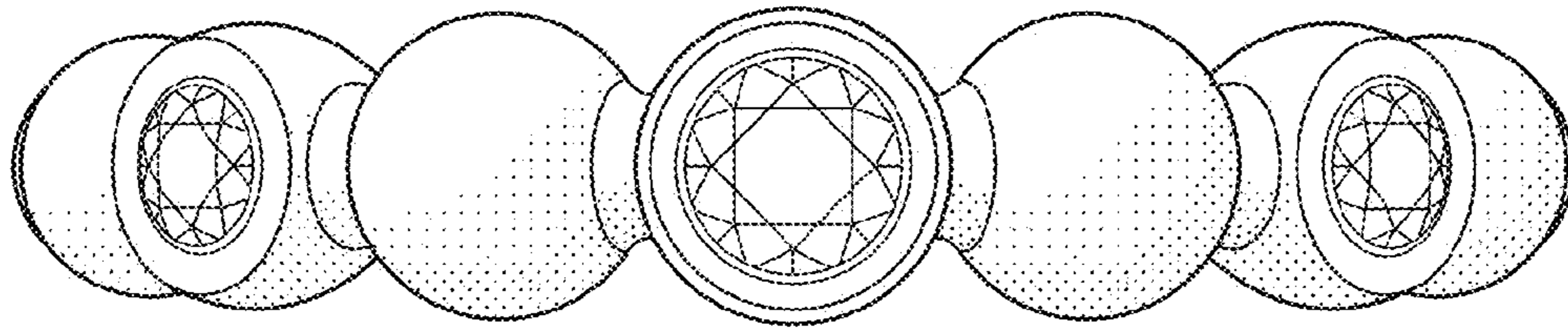


Fig. 2

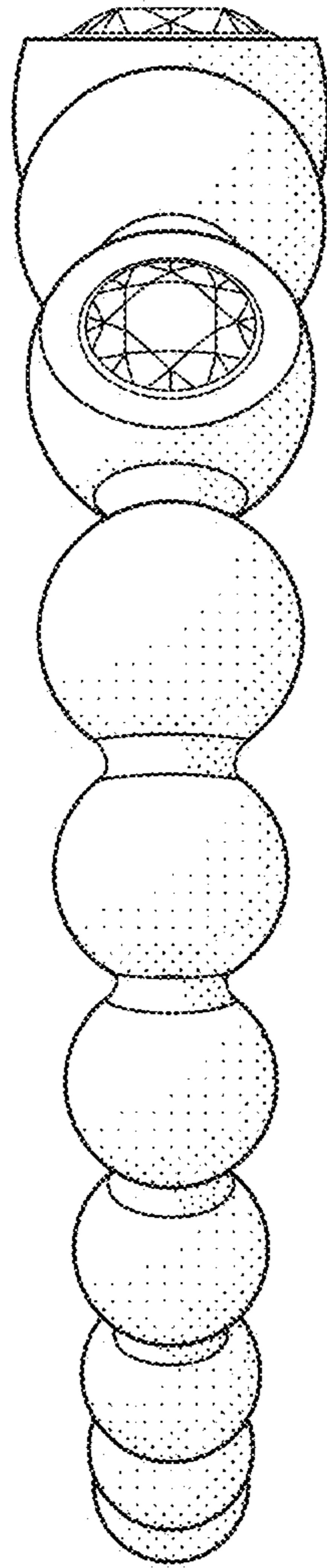


Fig. 3

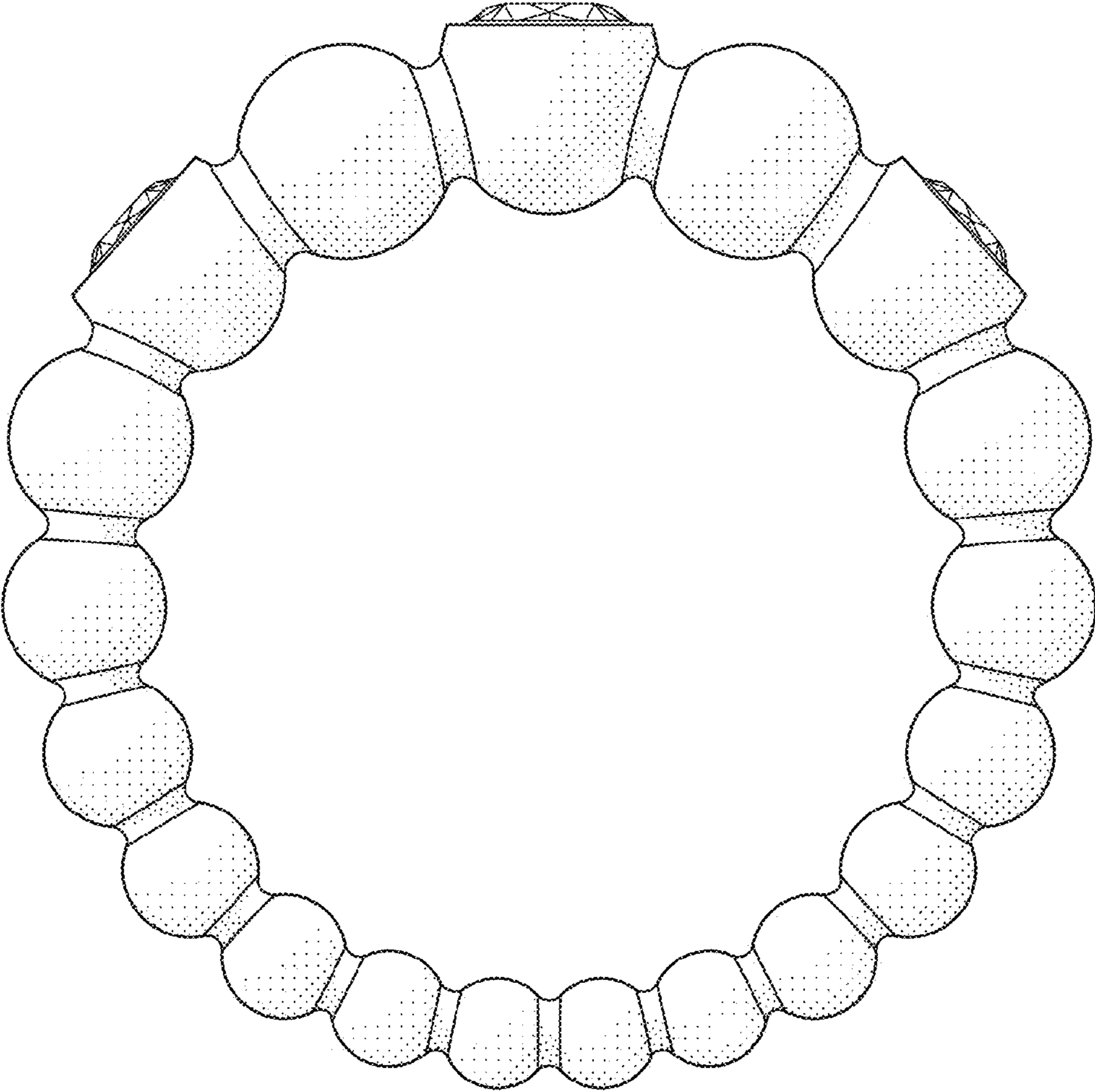


Fig. 4

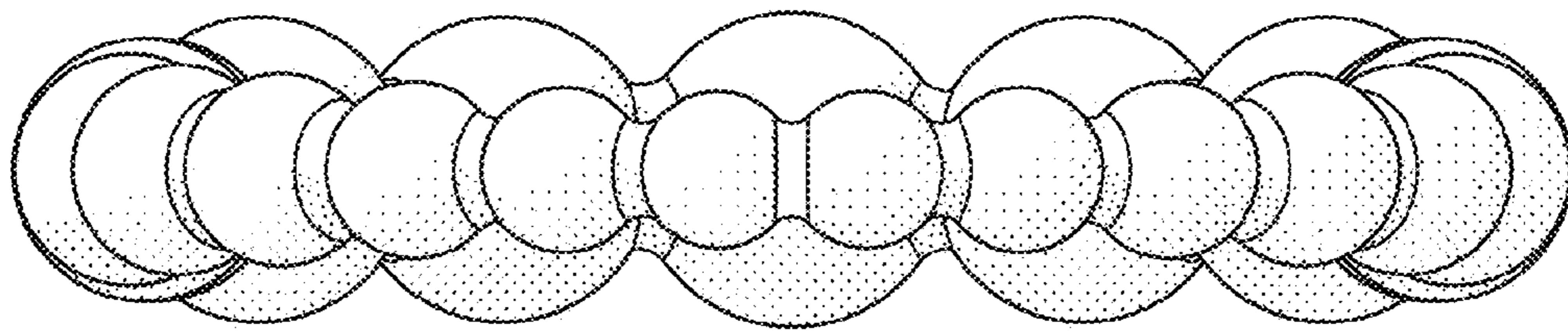


Fig. 5