



US00D729681S

(12) **United States Design Patent**
Lee

(10) **Patent No.:** **US D729,681 S**
(45) **Date of Patent:** **** May 19, 2015**

(54) **BAND FOR PORTABLE INFORMATION TERMINAL**

(71) Applicant: **Samsung Electronics Co., Ltd.**,
Suwon-si, Gyeonggi-do (KR)

(72) Inventor: **Woo-Seok Lee**, Seoul (KR)

(73) Assignee: **SAMSUNG ELECTRONICS CO., LTD.** (KR)

(**) Term: **14 Years**

(21) Appl. No.: **29/496,922**

(22) Filed: **Jul. 18, 2014**

(30) **Foreign Application Priority Data**

Feb. 21, 2014 (KR) 30-2014-0008933

(51) **LOC (10) Cl.** **11-01**

(52) **U.S. Cl.**
USPC **D11/3; D14/344**

(58) **Field of Classification Search**
USPC D11/1-39, 86, 87, 93, 94, 200, 201;
63/1.11-1.17, 3, 3.1, 3.2, 4, 5.1, 5.2,
63/6-11, 15, 15.1-15.4, 15.45, 15.5, 15.6,
63/15.65, 15.7, 21, 22, 24, 25, 33, 38;
D10/30-39, 46, 94; D14/344;
368/276-278, 281-283, 285-287;
224/101, 164, 173, 175, 180; D24/167,
D24/186

See application file for complete search history.

(56) **References Cited**

U.S. PATENT DOCUMENTS

5,008,864 A * 4/1991 Yoshitake 368/282
5,807,267 A * 9/1998 Bryars et al. 600/500
D456,724 S * 5/2002 Wilson D10/32
D474,981 S * 5/2003 Wilson D10/32
D474,982 S * 5/2003 Wilson D10/32
D528,928 S * 9/2006 Burton D10/38

D545,220 S * 6/2007 Leung D10/31
D553,512 S * 10/2007 Tang D10/32
D645,360 S * 9/2011 Kiser et al. D10/32
D667,126 S * 9/2012 Cho et al. D24/186
D715,674 S * 10/2014 Squires D11/3
D716,247 S * 10/2014 Yun et al. D10/32
D719,123 S * 12/2014 Park et al. D10/38

OTHER PUBLICATIONS

Square Candy Jelly Silicone Unisex Sport Watch, ebay.com, first revision on Aug. 28, 2012, online. Site visited: Dec. 18, 2014. Internet URL: <"http://www.ebay.com/itm/Square-Candy-Jelly-Silicone-Unisex-Sport-Watch-Bracelet-Wrist-Watch-11-Colors-/300771293105?pt=Wristwatches&var=&hash=item46075db7b1">.*

* cited by examiner

Primary Examiner — Garth Rademaker

Assistant Examiner — Llorellys Martinez-Rivera

(74) *Attorney, Agent, or Firm* — Cantor Colburn LLP

(57) **CLAIM**

The ornamental design for a band for portable information terminal, as shown and described.

DESCRIPTION

FIG. 1 is a perspective view of a band for portable information terminal, showing my new design;
FIG. 2 is a front view thereof;
FIG. 3 is a rear view thereof;
FIG. 4 is a side view thereof;
FIG. 5 is a another side view thereof;
FIG. 6 is a top view thereof;
FIG. 7 is a bottom view thereof;
FIG. 8 is a cross-section view thereof, taken along line 1-1 of FIG. 1; and,
FIG. 9 is another perspective view thereof in an environment of use.
The broken lines in the drawings illustrate environmental subject matter only and form no part of the claimed design.

1 Claim, 9 Drawing Sheets

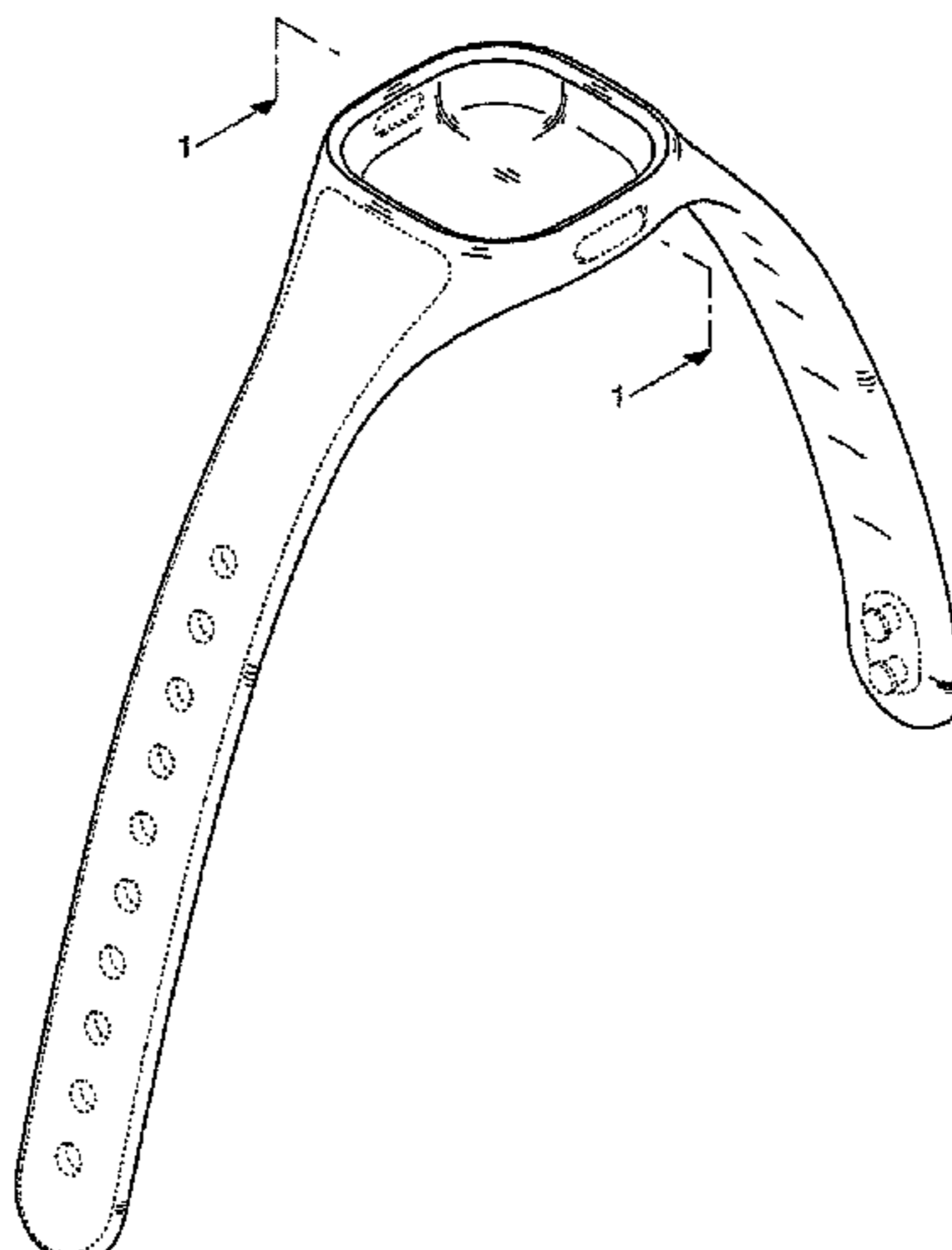


FIG. 1

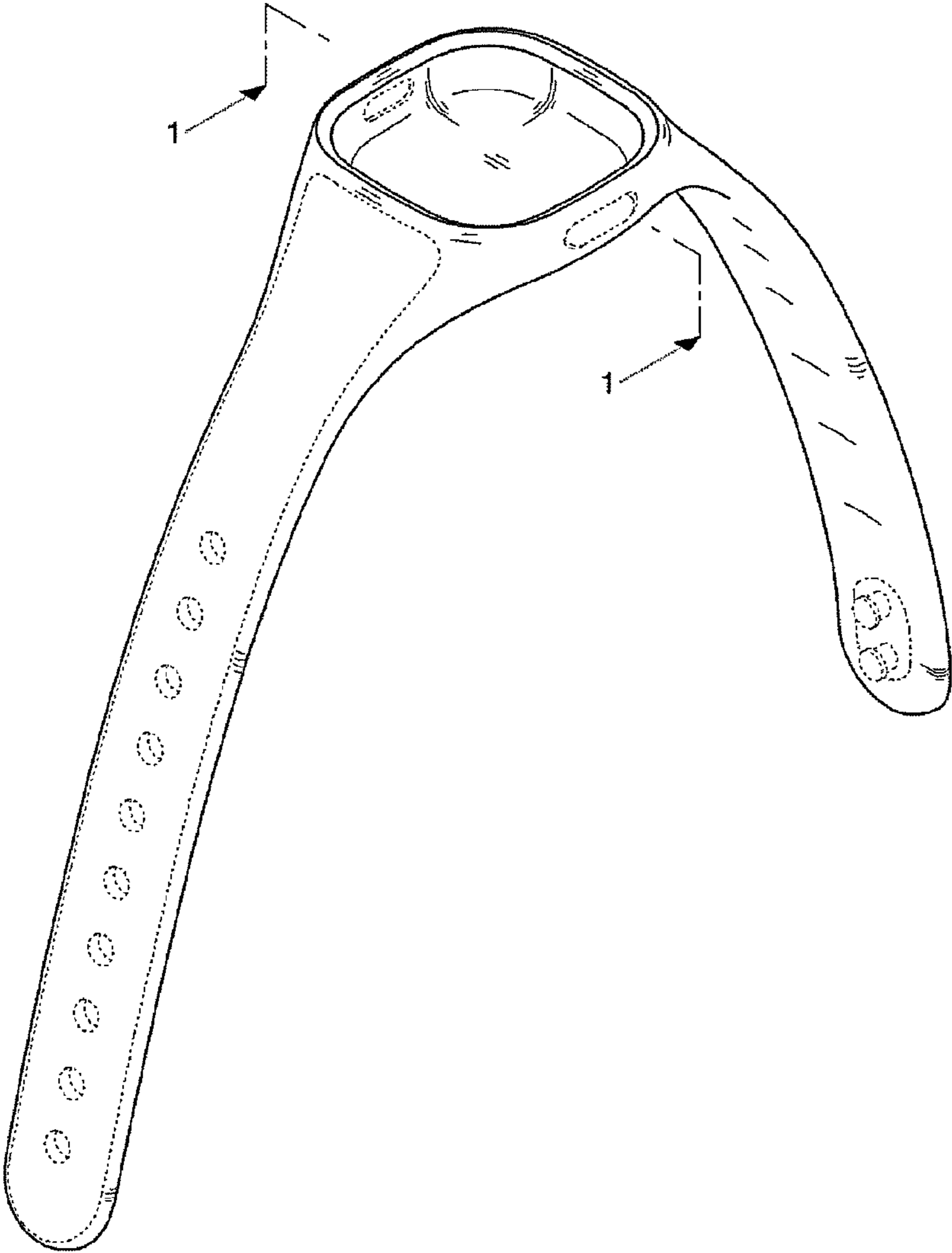


FIG. 2

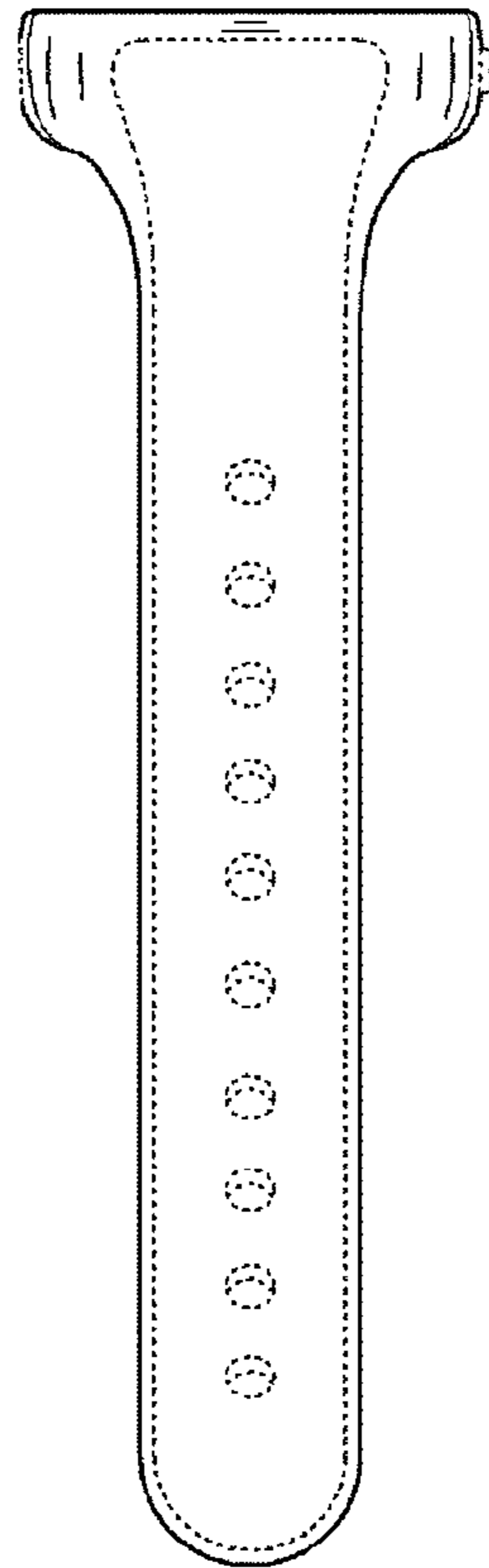


FIG. 3

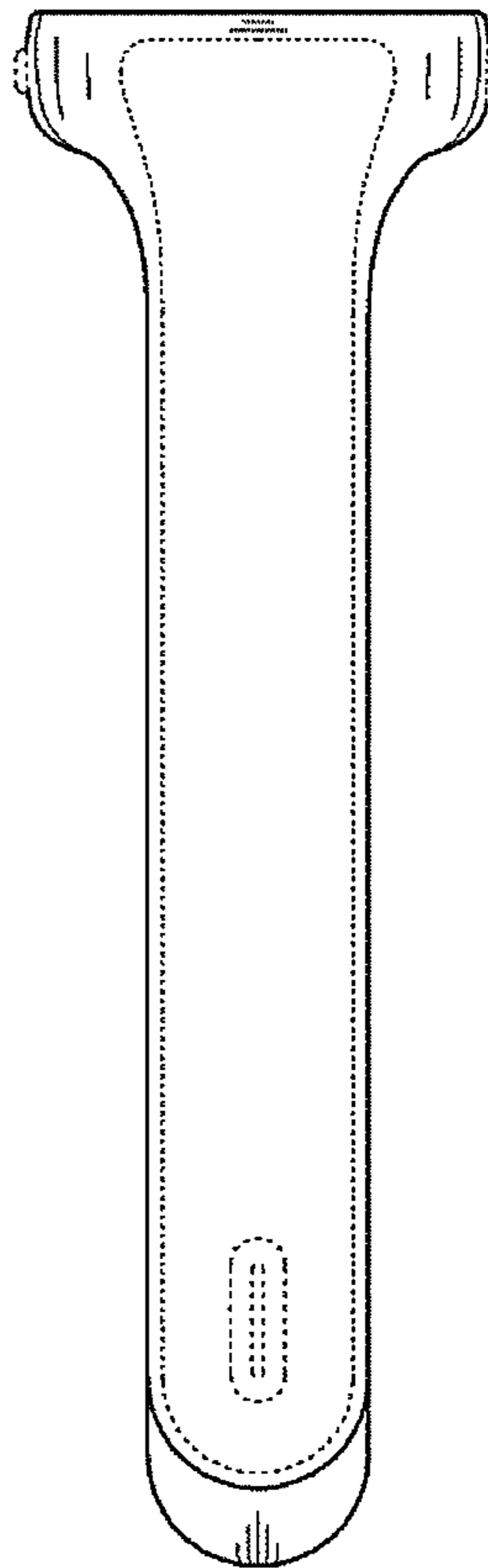


FIG. 4

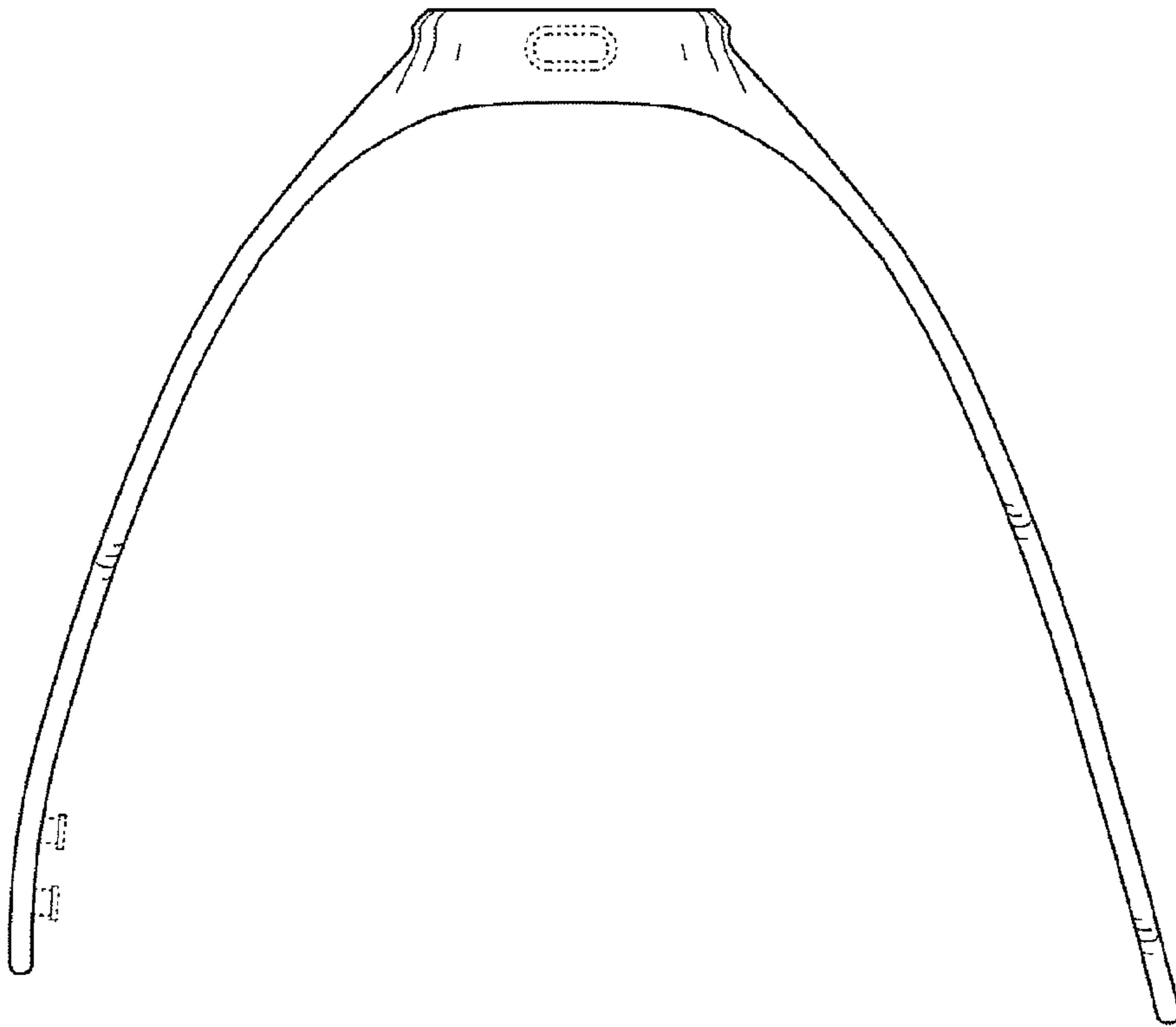


FIG. 5

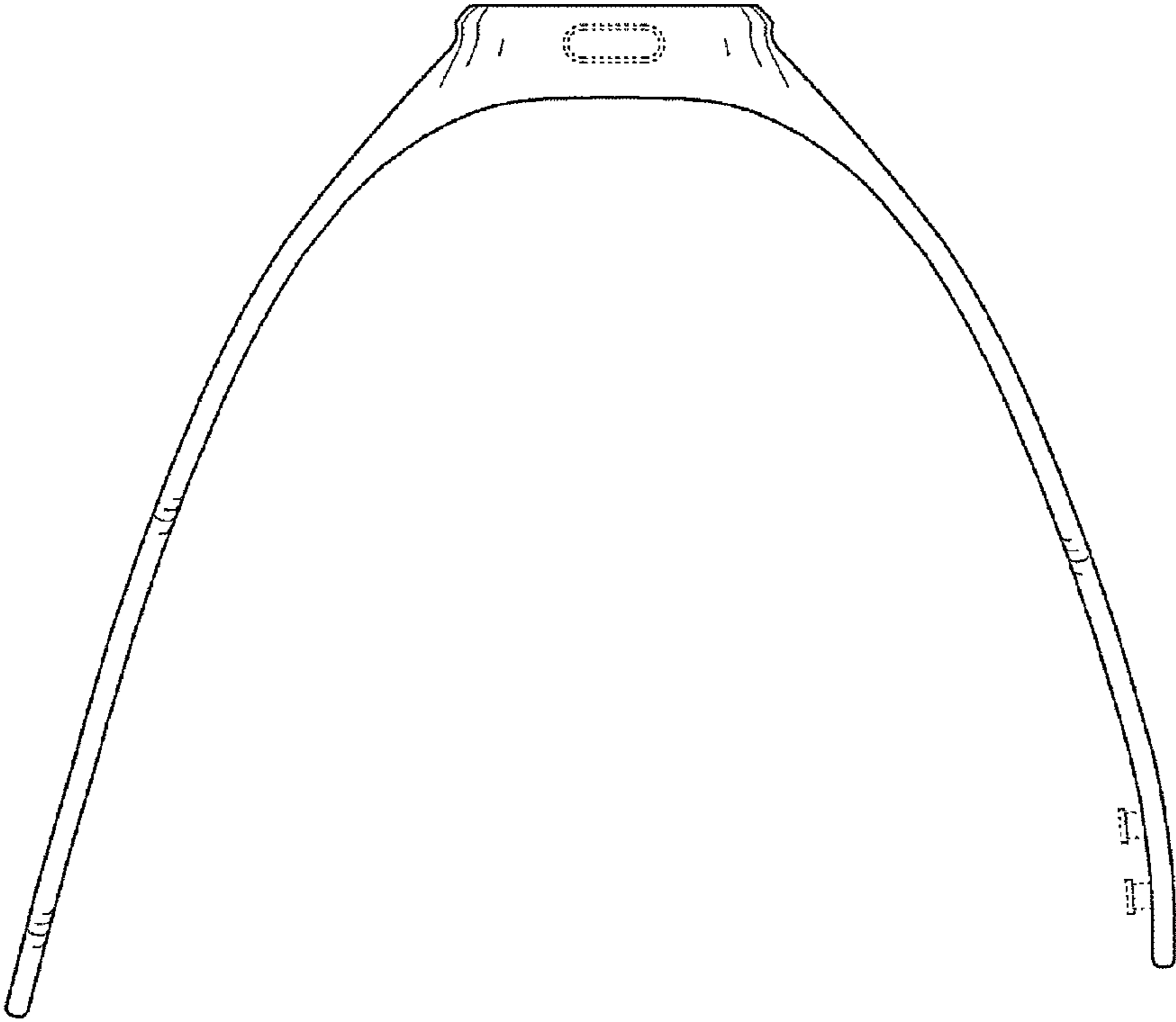


FIG. 6

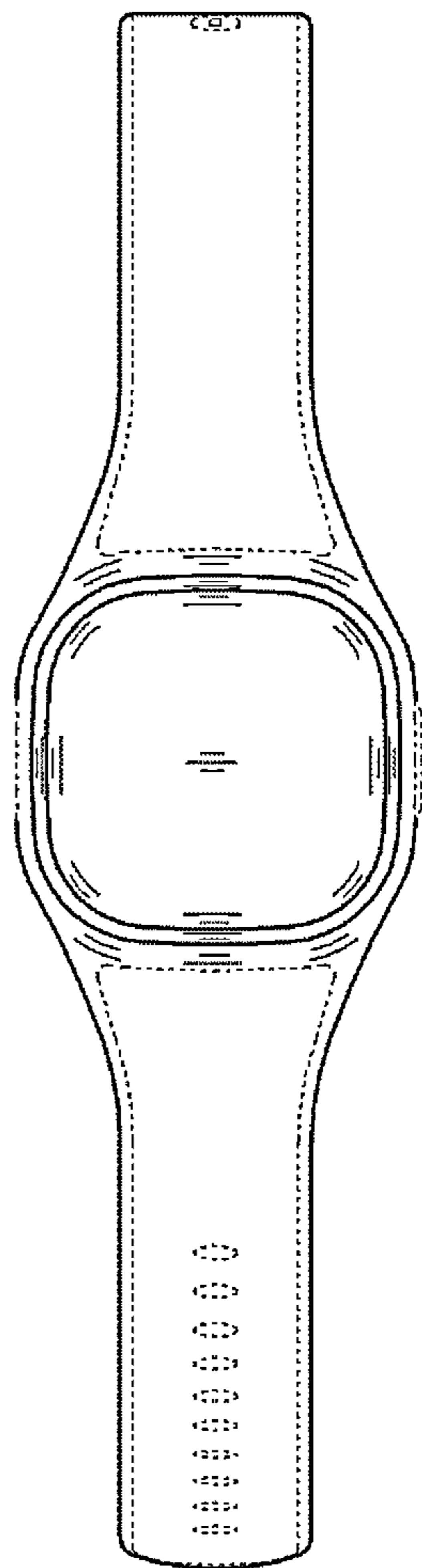


FIG. 7

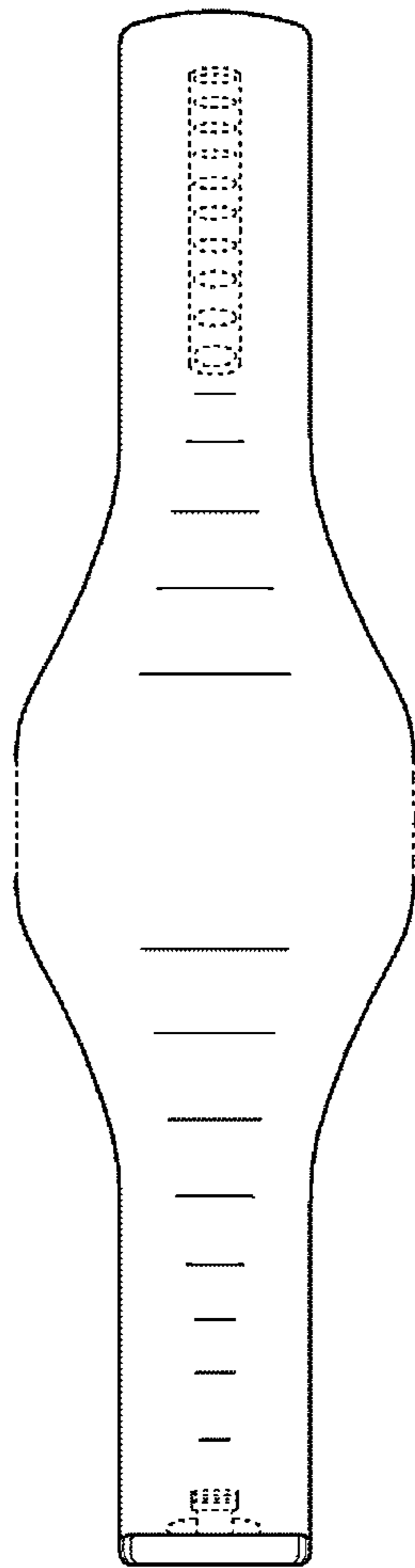


FIG. 8

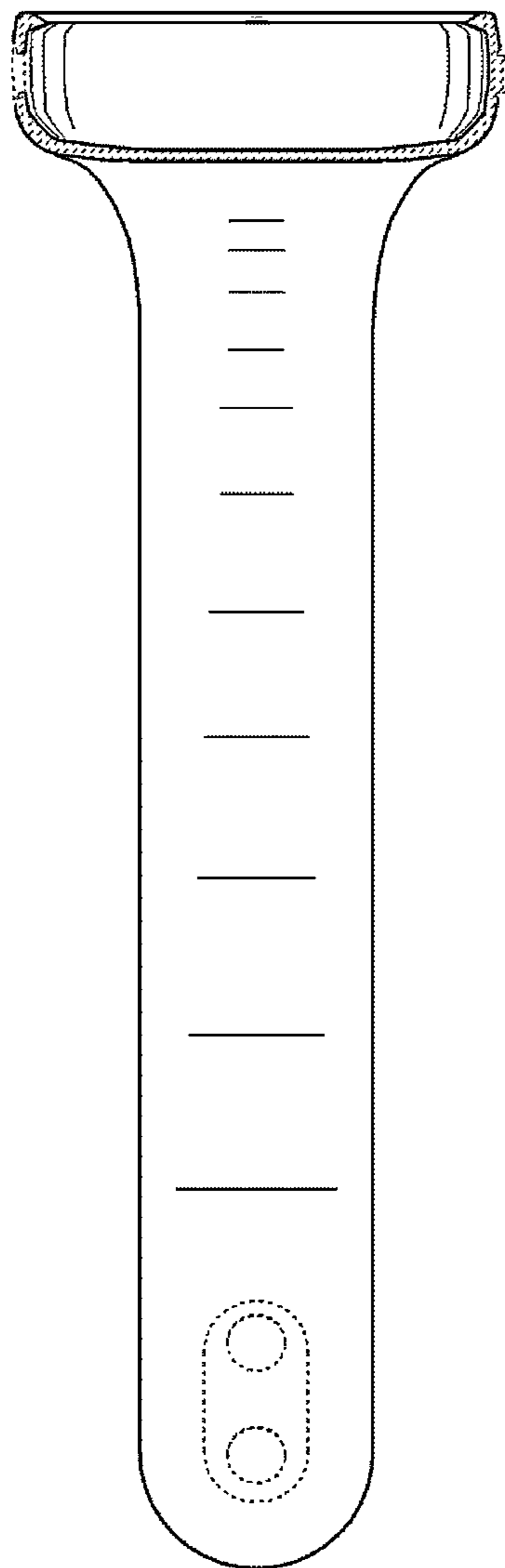


FIG. 9

