

US00D729680S

(12) **United States Design Patent**
Gilbert

(10) **Patent No.:** **US D729,680 S**

(45) **Date of Patent:** **** May 19, 2015**

(54) **JEWELRY PRODUCT**

(71) Applicant: **Judy Gilbert**, New York, NY (US)

(72) Inventor: **Judy Gilbert**, New York, NY (US)

(**) Term: **14 Years**

(21) Appl. No.: **29/486,044**

(22) Filed: **Mar. 26, 2014**

(51) **LOC (10) Cl.** **11-01**

(52) **U.S. Cl.**
USPC **D11/2; D11/11**

(58) **Field of Classification Search**
USPC **D11/1-25; 63/1.11, 11, 15, 15.1-15.4,
63/15.45, 15.5, 1.18, 3, 3.1, 3.2, 4, 5.1;
D2/896**

See application file for complete search history.

(56) **References Cited**

U.S. PATENT DOCUMENTS

1,740,992	A *	12/1929	McCretton	59/93
D145,318	S *	7/1946	Lowenst	D11/2
2,589,260	A *	3/1952	Jablon	70/457
3,124,286	A *	3/1964	Dompier	224/255
4,121,360	A *	10/1978	Vlerebome	40/586
D253,917	S *	1/1980	Wilkinson	D2/896
D300,881	S *	5/1989	Dickenson	D2/896
4,932,396	A *	6/1990	Garris	602/22
D338,168	S *	8/1993	Ginter	D11/3
5,386,710	A *	2/1995	Moore	63/3
D357,641	S *	4/1995	Grodin	D11/2
D392,583	S *	3/1998	Hoffman	D11/7
6,581,413	B1 *	6/2003	Kadosh	63/15.1
D653,580	S *	2/2012	Hustik	D11/26
D653,984	S *	2/2012	Carroll	D11/2
D691,060	S *	10/2013	Appelstein	D11/2

OTHER PUBLICATIONS

[Online] https://img1.etsystatic.com/029/0/6602998/il_340x270.631182969_7oag.jpg. Retrieved Mar. 4, 2015.*

[Online] https://img1.etsystatic.com/017/0/8224565/il_570xN.492456929_2qec.jpg. Retrieved Mar. 4, 2015.*

[Online] https://img0.etsystatic.com/050/0/9512766/11_340x270.706736970_8rnn.jpg. Retrieved Mar. 4, 2015.*

* cited by examiner

Primary Examiner — Jennifer Rivard

Assistant Examiner — Melanie Pellegrini

(74) *Attorney, Agent, or Firm* — Salter & Michaelson

(57) **CLAIM**

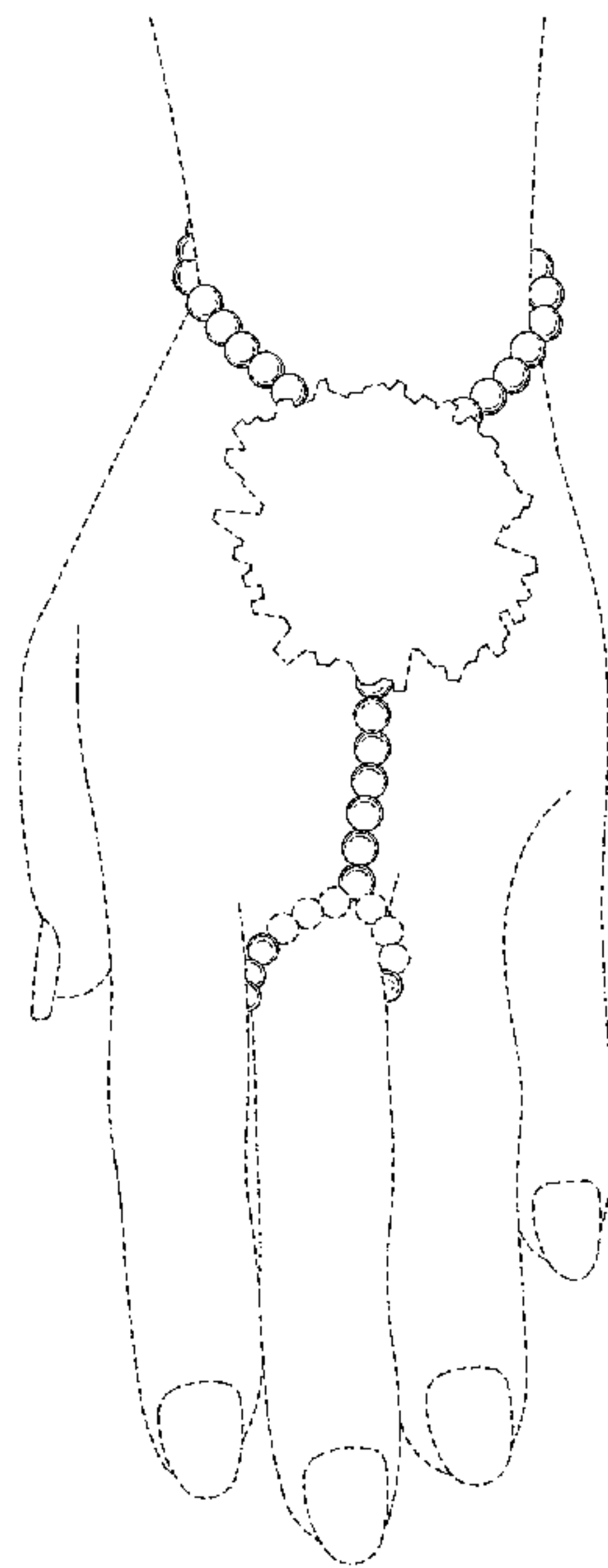
The ornamental design for a jewelry product, as shown and described.

DESCRIPTION

FIG. 1 is a perspective view of a jewelry product;
FIG. 2 is a top plan view thereof;
FIG. 3 is a bottom plan view thereof;
FIG. 4 is a left side elevational view thereof;
FIG. 5 is a right side elevational view thereof;
FIG. 6 is a front elevational view thereof;
FIG. 7 is a rear elevational view thereof; and,
FIG. 8 is a perspective view thereof showing the jewelry product on a hand.

The broken line disclosure of the hand in FIG. 7 illustrates the environment. The remaining broken lines illustrate portions of the jewelry product. None of the broken lines forms part of the claimed design.

1 Claim, 5 Drawing Sheets



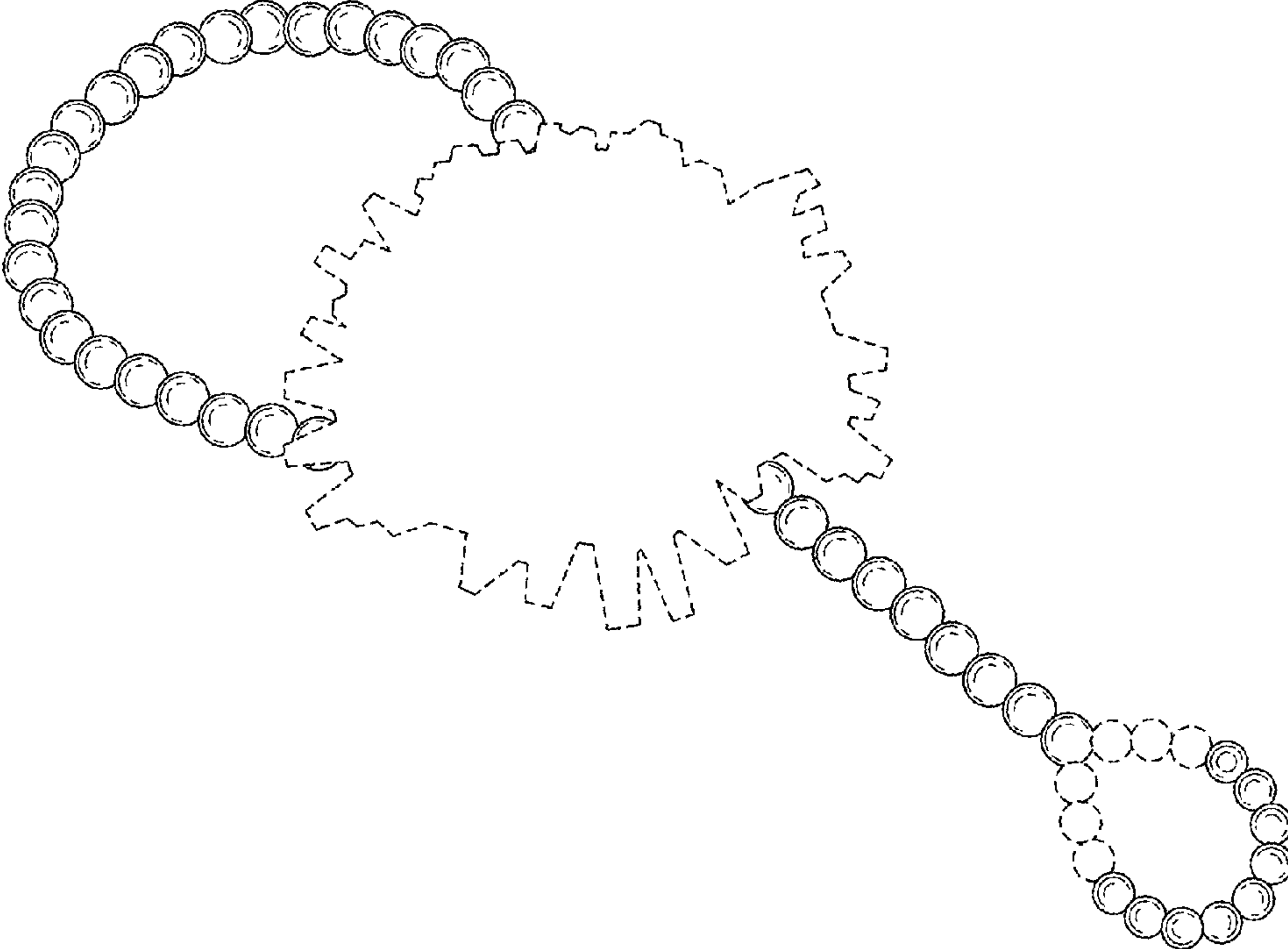


FIG. 1

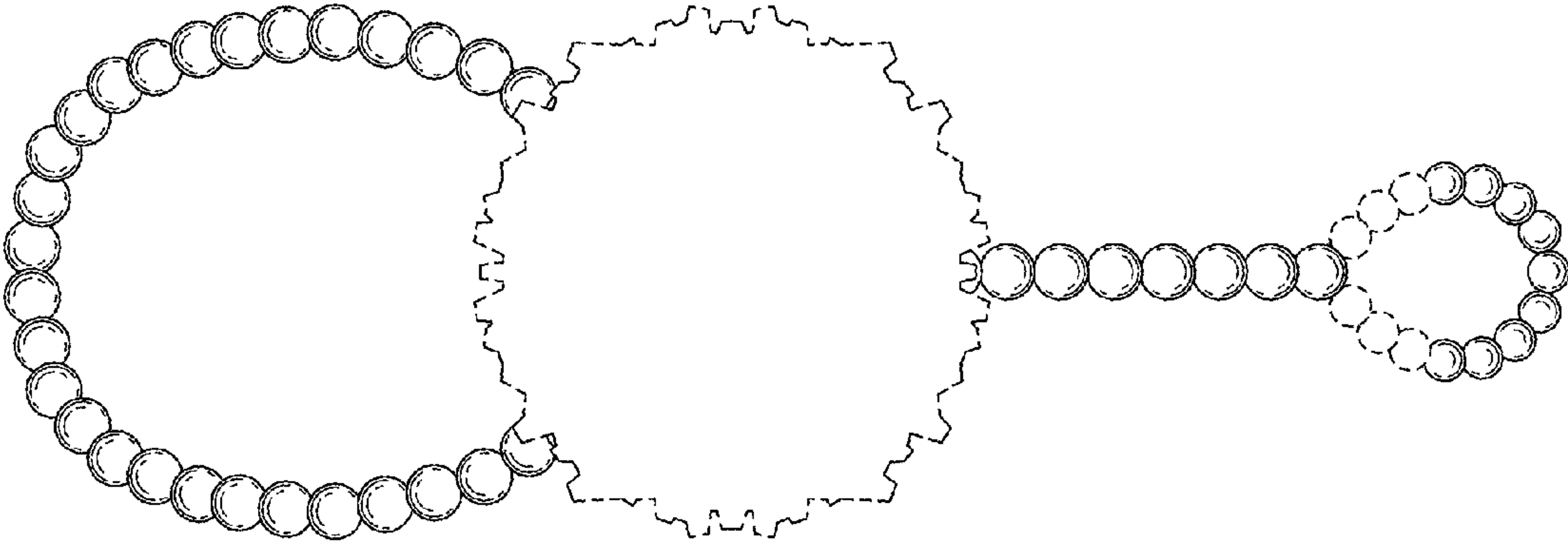


FIG. 2

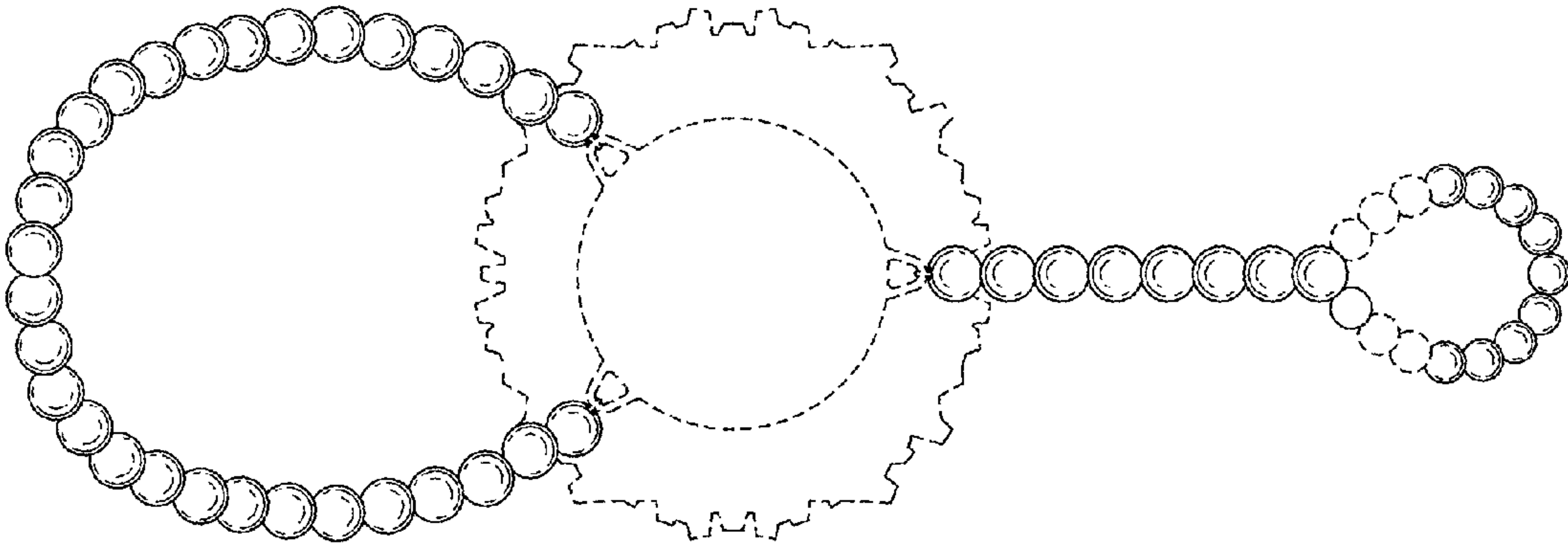


FIG. 3

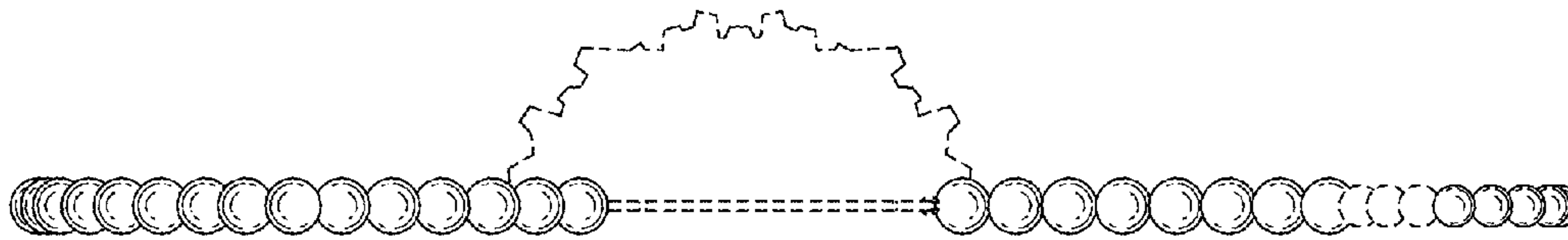


FIG. 4




FIG. 5

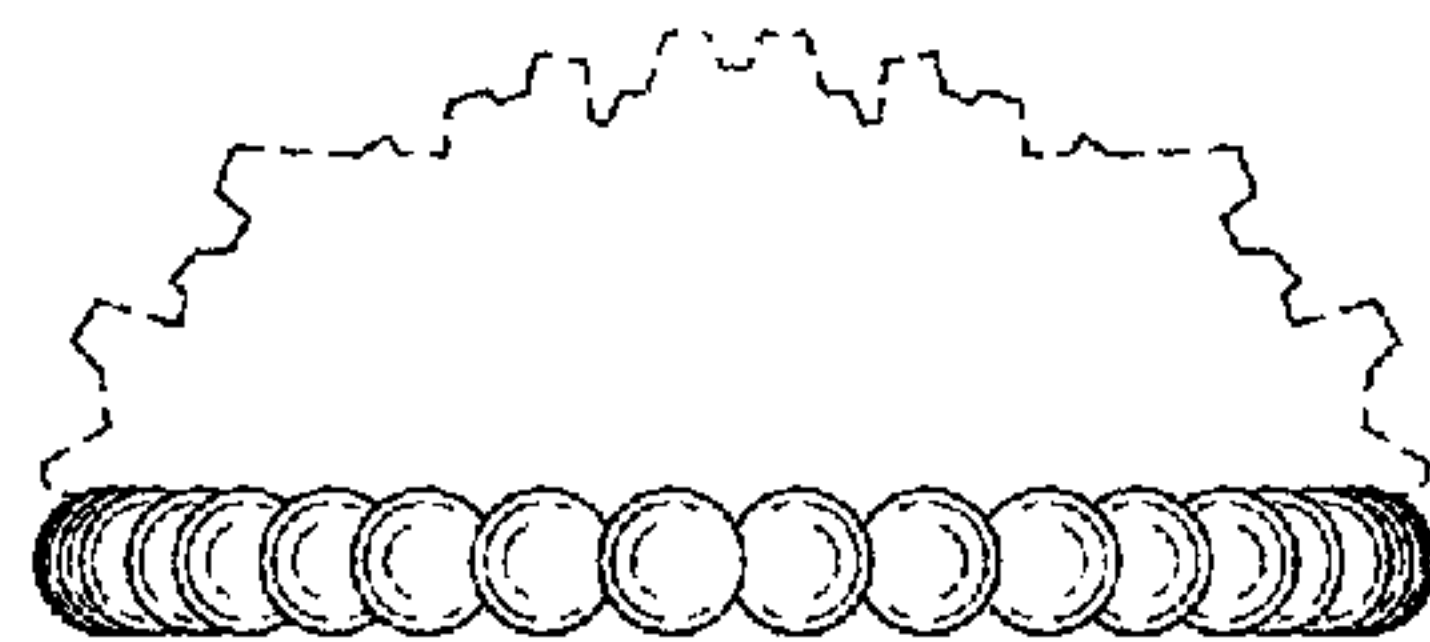


FIG. 6




FIG. 7

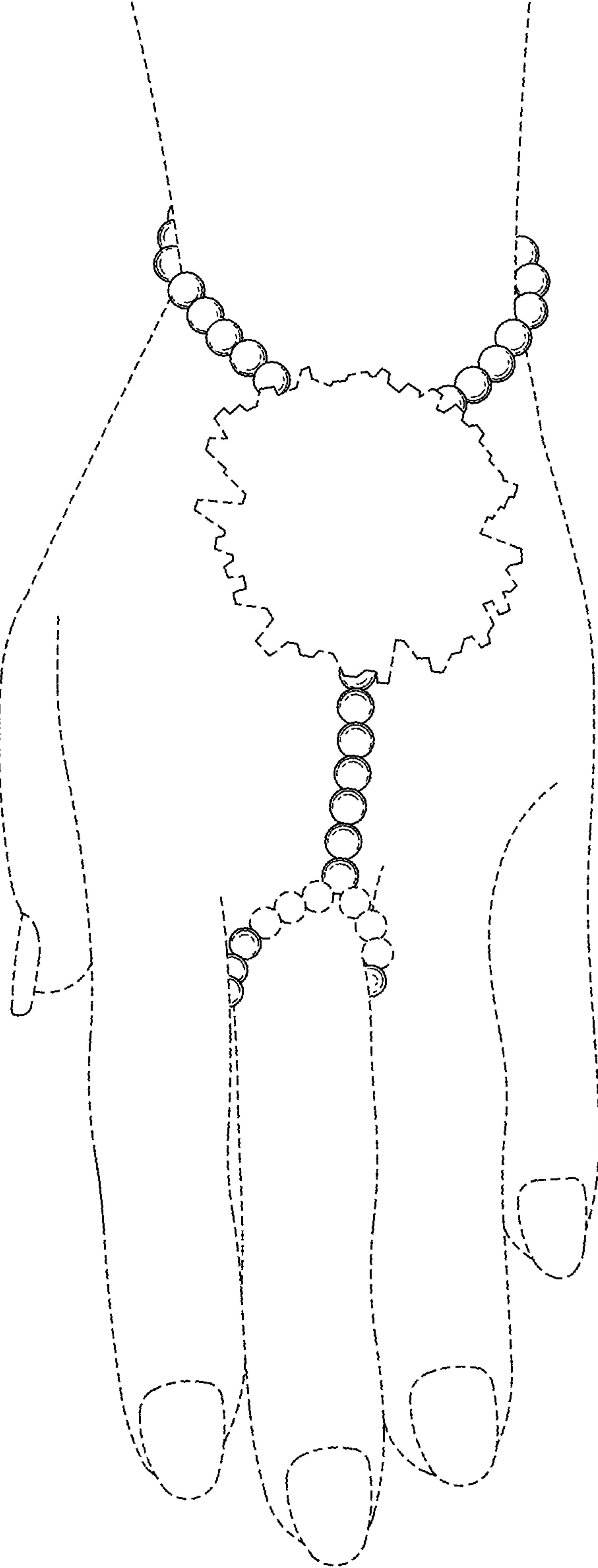


FIG. 8