



US00D729666S

(12) **United States Design Patent**
Burgel

(10) **Patent No.:** **US D729,666 S**

(45) **Date of Patent:** **** May 19, 2015**

(54) **STACK OF BALANCING WEIGHTS FOR VEHICLE**

(71) Applicant: **WEGMANN AUTOMOTIVE GMBH & CO. KG**, Veitschöchheim (DE)

(72) Inventor: **Hans Ulrich Burgel**, Roden (DE)

(73) Assignee: **Wegmann Automotive GMBH & Co. KG** (DE)

(**) Term: **14 Years**

(21) Appl. No.: **29/482,267**

(22) Filed: **Feb. 17, 2014**

(51) **LOC (10) Cl.** **10-04**

(52) **U.S. Cl.**
USPC **D10/94**

(58) **Field of Classification Search**
CPC F16F 15/32–15/366
USPC D10/94; 177/264; D21/385, 391, 491,
D21/680
See application file for complete search history.

(56) **References Cited**

U.S. PATENT DOCUMENTS

1,766,466 A * 6/1930 Snelling 177/264
1,878,009 A * 9/1932 Snelling 177/264

2,049,918 A * 8/1936 Marsh 301/5.21
2,640,727 A * 6/1953 Kennedy 301/5.21
2,699,329 A * 1/1955 Bean 177/50
3,001,598 A * 9/1961 Henzler 177/264
D240,612 S * 7/1976 Becker D10/94
4,384,629 A * 5/1983 Kotzin 177/224
6,583,370 B2 * 6/2003 Stoneberg 177/264
6,701,802 B2 * 3/2004 Bogen 74/570.2

* cited by examiner

Primary Examiner — Antoine D Davis

(74) *Attorney, Agent, or Firm* — Yakov Sidorin; Quarles & Brady LLP

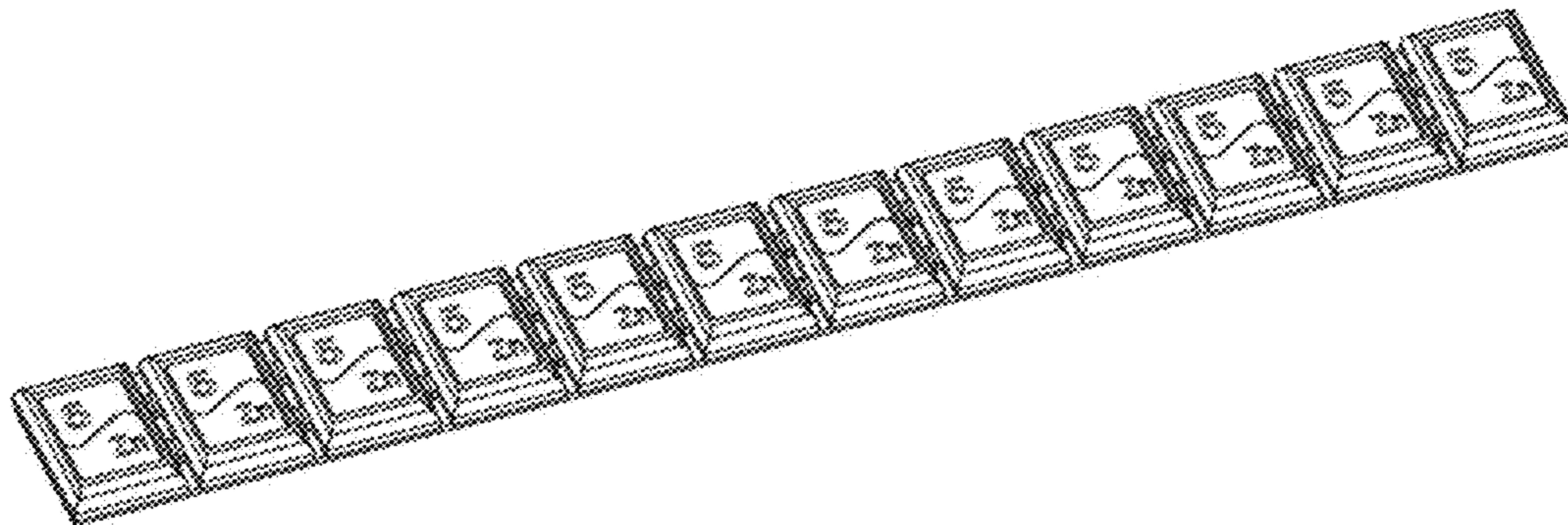
(57) **CLAIM**

The ornamental design for a stack of balancing weights for vehicle, as shown and described.

DESCRIPTION

FIG. 1 is a perspective view of the design;
FIG. 2 is a top plan view thereof;
FIG. 3 is a right-side elevational view thereof;
FIG. 4 is a left-side elevational view thereof;
FIG. 5 is back plan view thereof; and,
FIG. 6 is a bottom elevational view thereof.

1 Claim, 3 Drawing Sheets



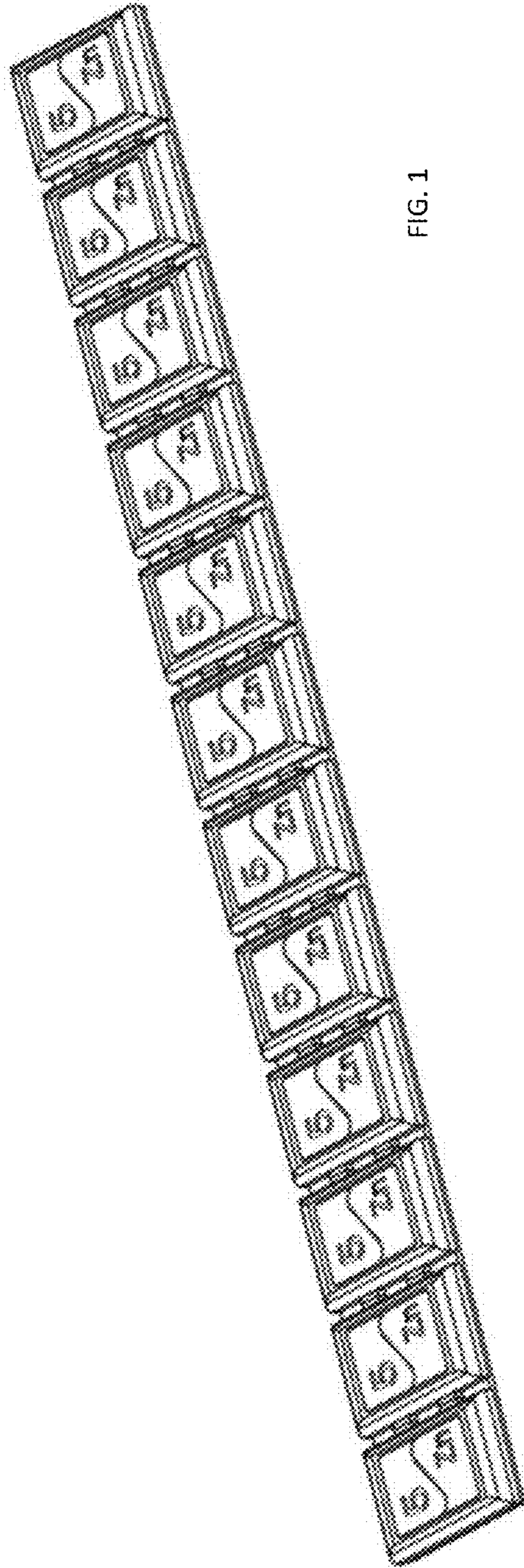


FIG. 1

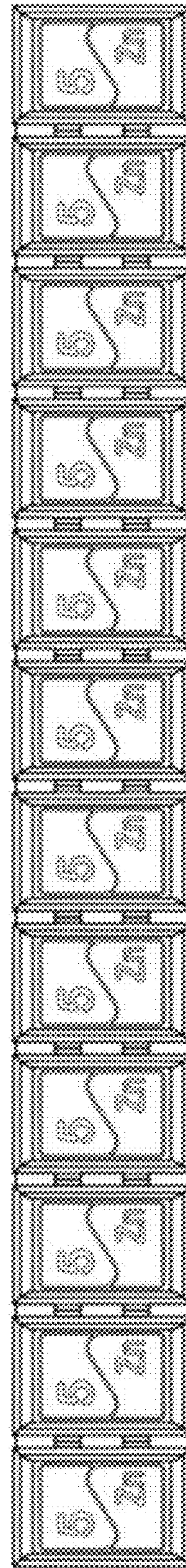


FIG. 2




FIG. 3




FIG. 4




FIG. 5



FIG. 6