



US00D729638S

(12) **United States Design Patent**
Favre

(10) **Patent No.:** **US D729,638 S**

(45) **Date of Patent:** **** May 19, 2015**

(54) **WATCH CASE**

(71) Applicant: **Manufacture Roger Dubuis SA,**
Meyrin (CH)

(72) Inventor: **Lionel Favre,** Ambilly (FR)

(73) Assignee: **Manufacture Roger Dubuis SA,**
Meyrin (CH)

(**) Term: **14 Years**

(21) Appl. No.: **29/510,803**

(22) Filed: **Dec. 3, 2014**

(30) **Foreign Application Priority Data**

Jun. 5, 2014 (WO) DM/083 741

(51) **LOC (10) Cl.** **10-02**

(52) **U.S. Cl.**
USPC **D10/38**

(58) **Field of Classification Search**
CPC G04B 37/00; G04B 19/283; G04B 19/18;
G04B 19/28; G04B 37/0008
USPC D10/30-39; 368/276, 281, 282, 294,
368/295
See application file for complete search history.

(56) **References Cited**

U.S. PATENT DOCUMENTS

D195,421 S * 6/1963 Huguenin D10/39
3,512,353 A * 5/1970 Blum 368/295
5,742,565 A * 4/1998 Cuinet et al. 368/190

D538,182 S * 3/2007 Lalo D10/32
D549,600 S * 8/2007 Rousseau D10/38
D555,517 S * 11/2007 Dias D10/38
D574,733 S * 8/2008 Blair D10/32
D578,902 S * 10/2008 Hoshino D10/38
D584,172 S * 1/2009 Soltani D10/39
D586,668 S * 2/2009 Dias D10/38
D593,879 S * 6/2009 Chen D10/32
D596,959 S * 7/2009 Rousseau D10/38
D628,499 S * 12/2010 Duport et al. D10/38
D649,890 S * 12/2011 Favre D10/38
D664,864 S * 8/2012 Kawashima D10/32
D684,486 S * 6/2013 Messmer et al. D10/39
D690,611 S * 10/2013 Inoue D10/39
D711,751 S * 8/2014 Laucella D10/39
8,926,169 B1 * 1/2015 Leung 368/295
2014/0098650 A1 * 4/2014 Antille 368/295

* cited by examiner

Primary Examiner — Lucy Lieberman

(74) *Attorney, Agent, or Firm* — Krieg DeVault LLP

(57) **CLAIM**

The ornamental design for a watch case, as shown and described.

DESCRIPTION

FIG. 1 is a top, front side perspective view of a watch case of the present invention.

FIG. 2 is a top view of the watch case of FIG. 1.

FIG. 3 is a front view thereof;

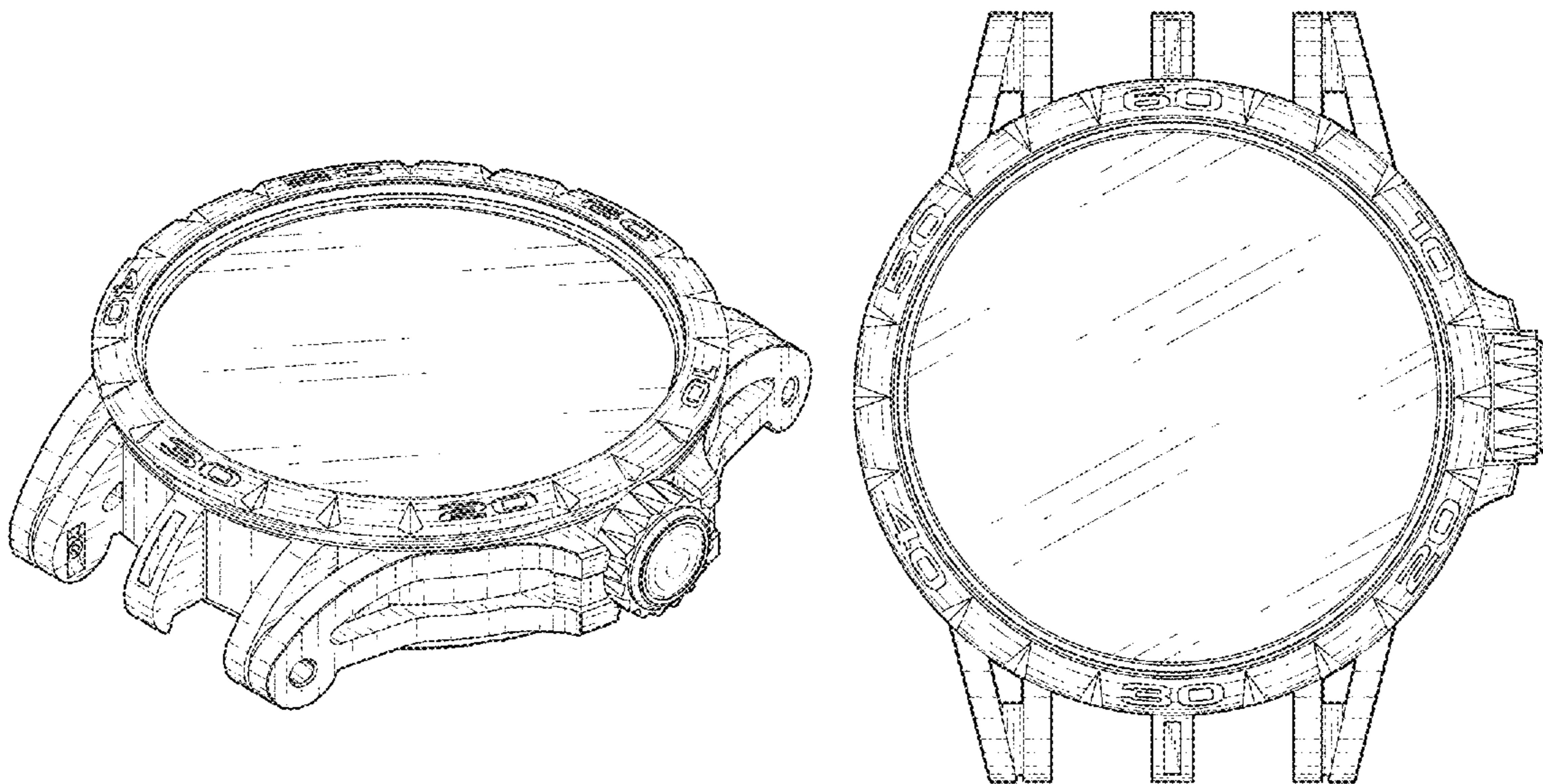
FIG. 4 is a right side view thereof;

FIG. 5 is a left side view thereof;

FIG. 6 is a rear view thereof; and,

FIG. 7 is a bottom plan view thereof.

1 Claim, 4 Drawing Sheets



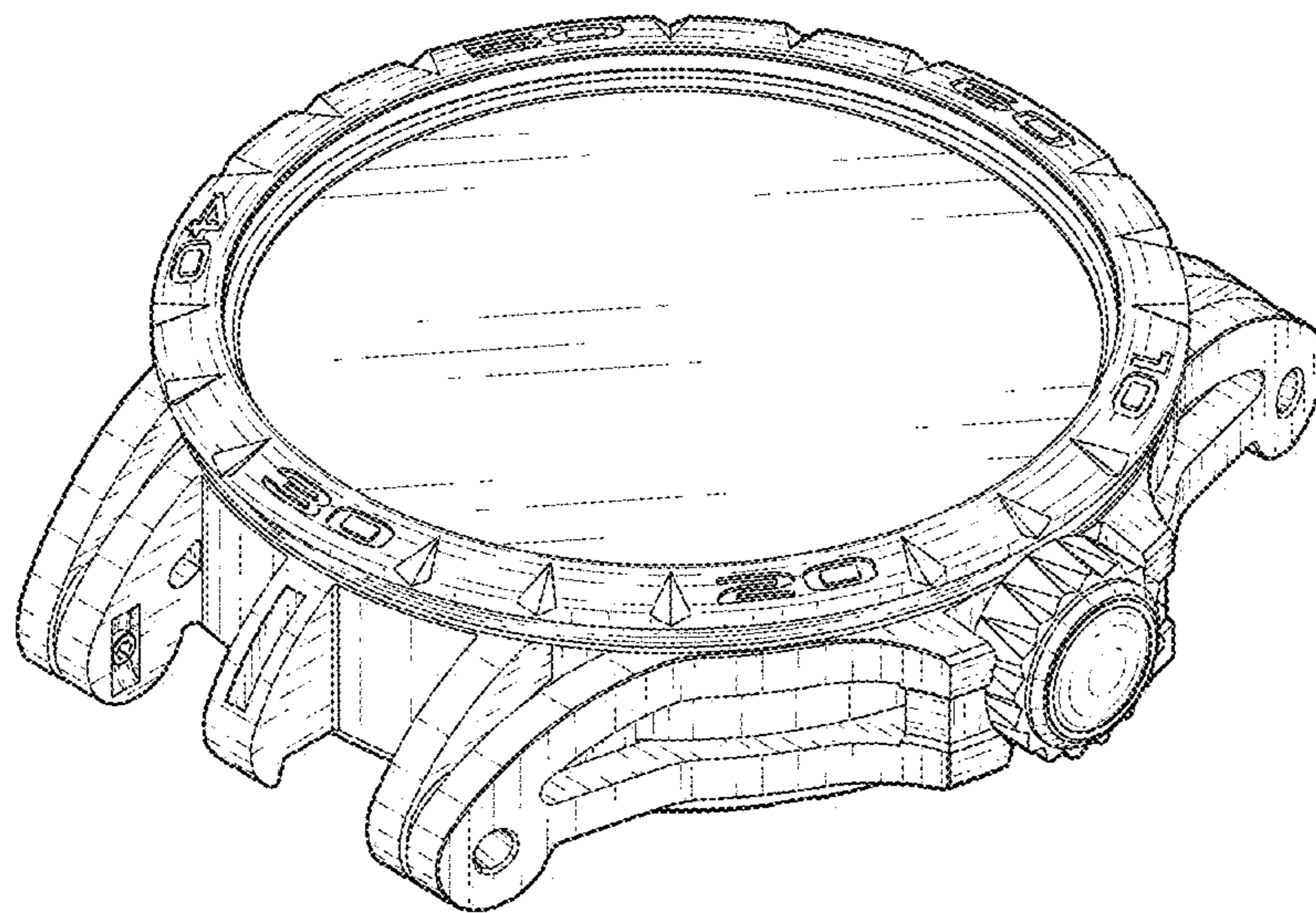


FIG. 1

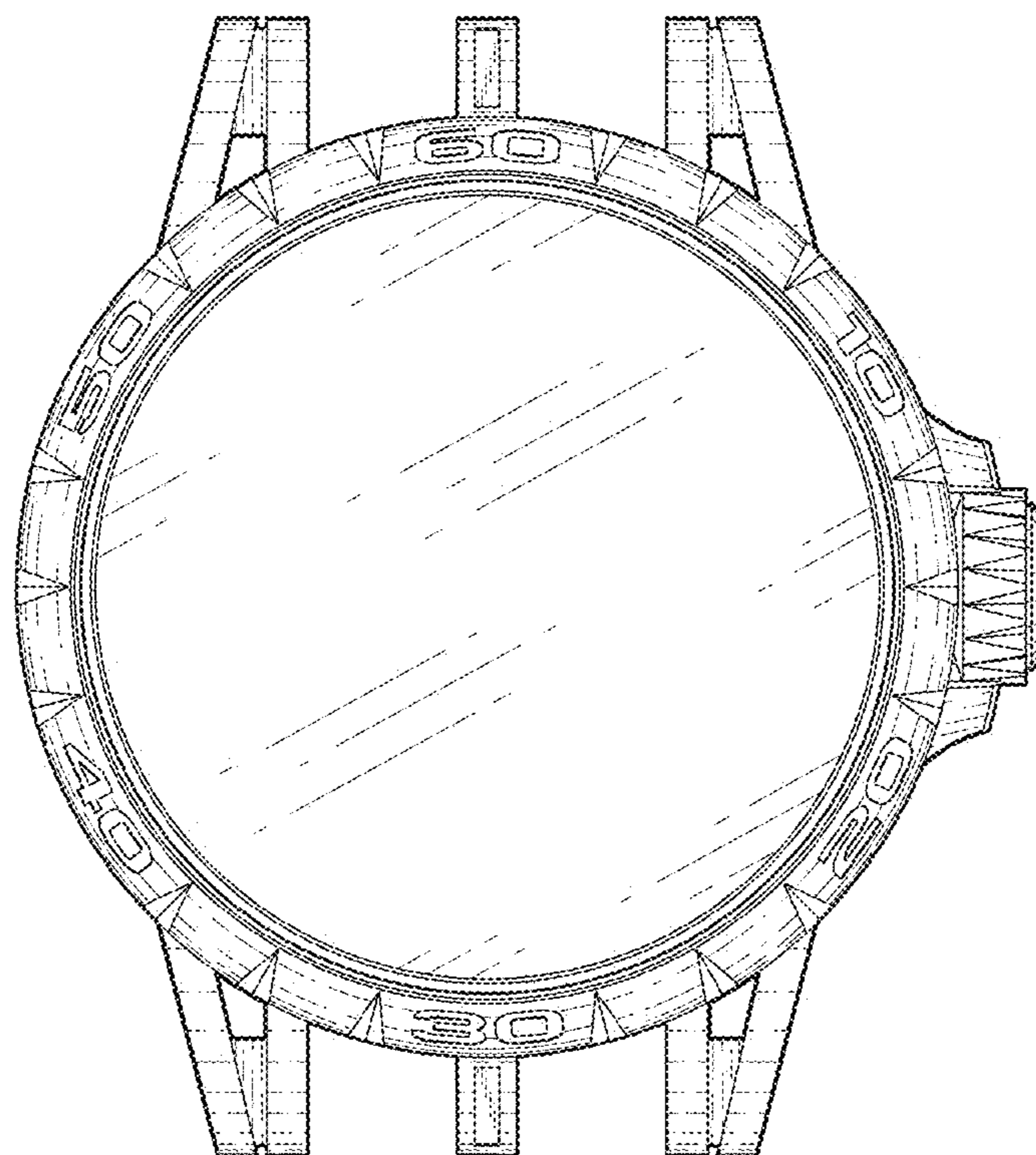


FIG. 2

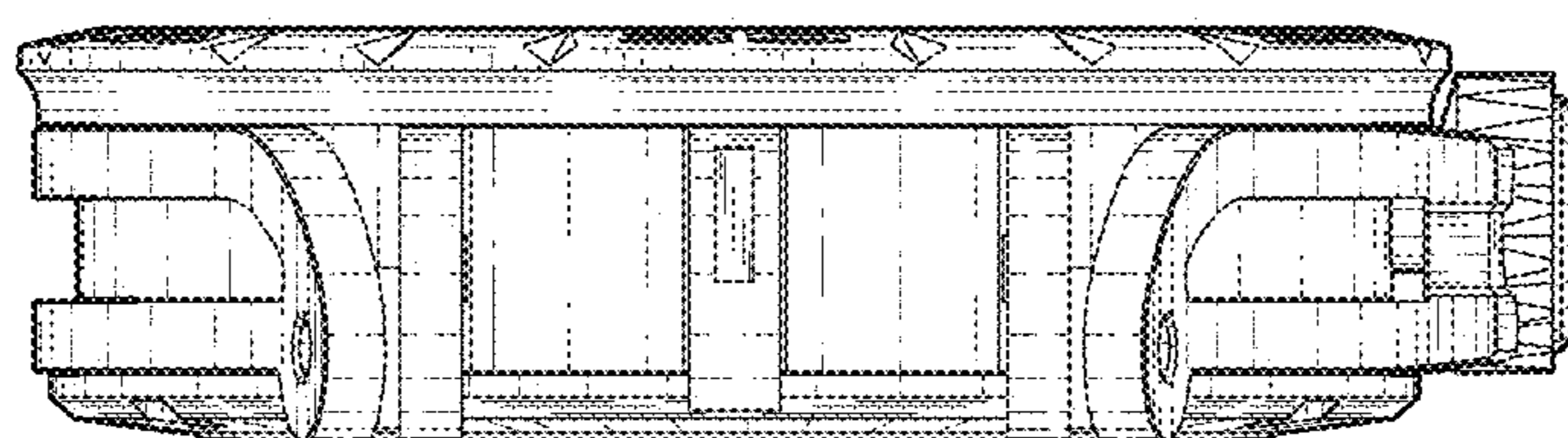


FIG. 3

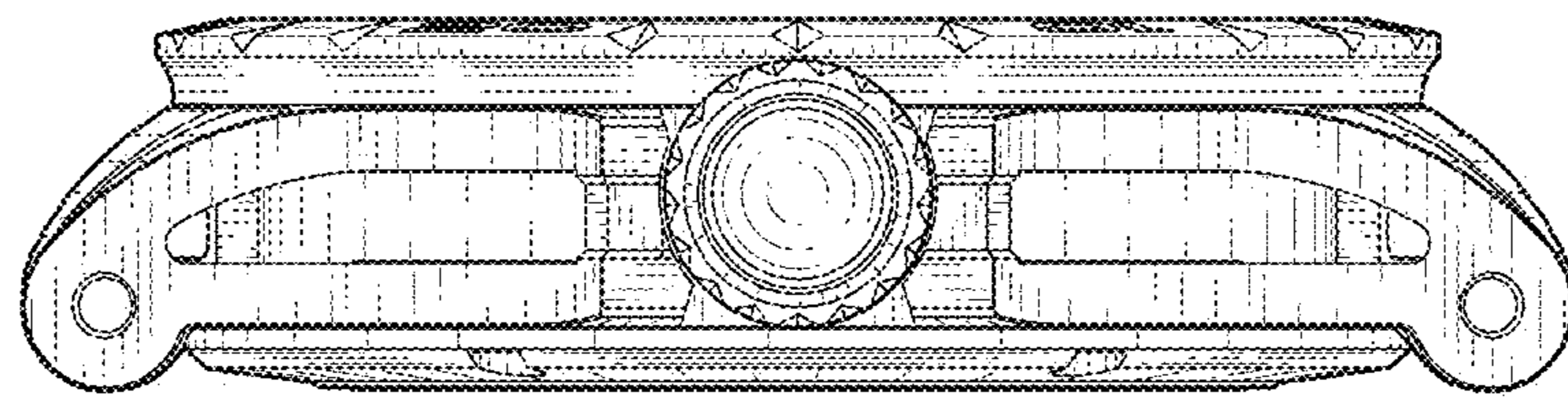


FIG. 4

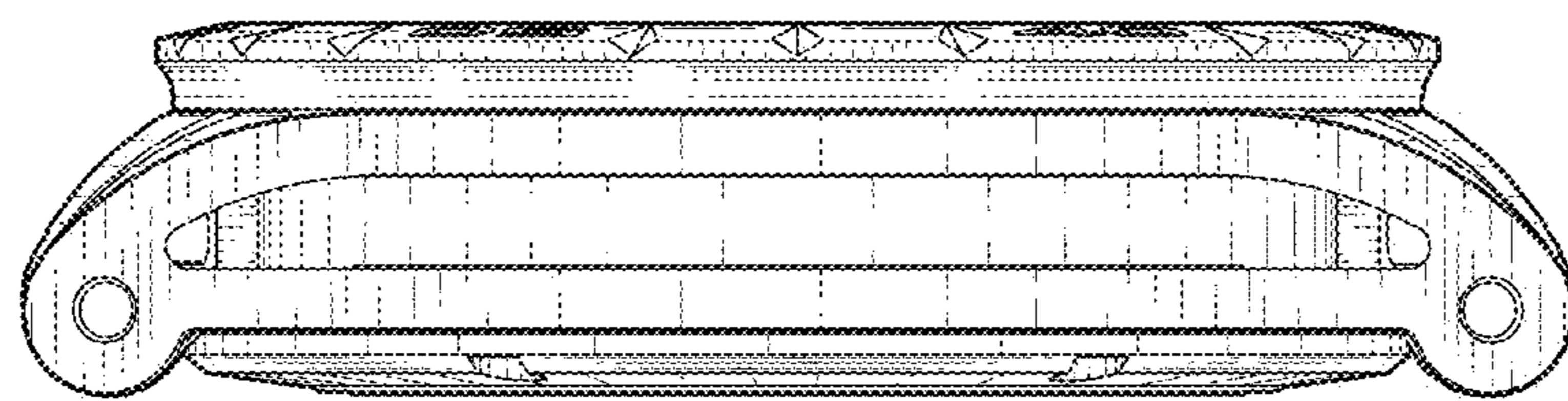


FIG. 5

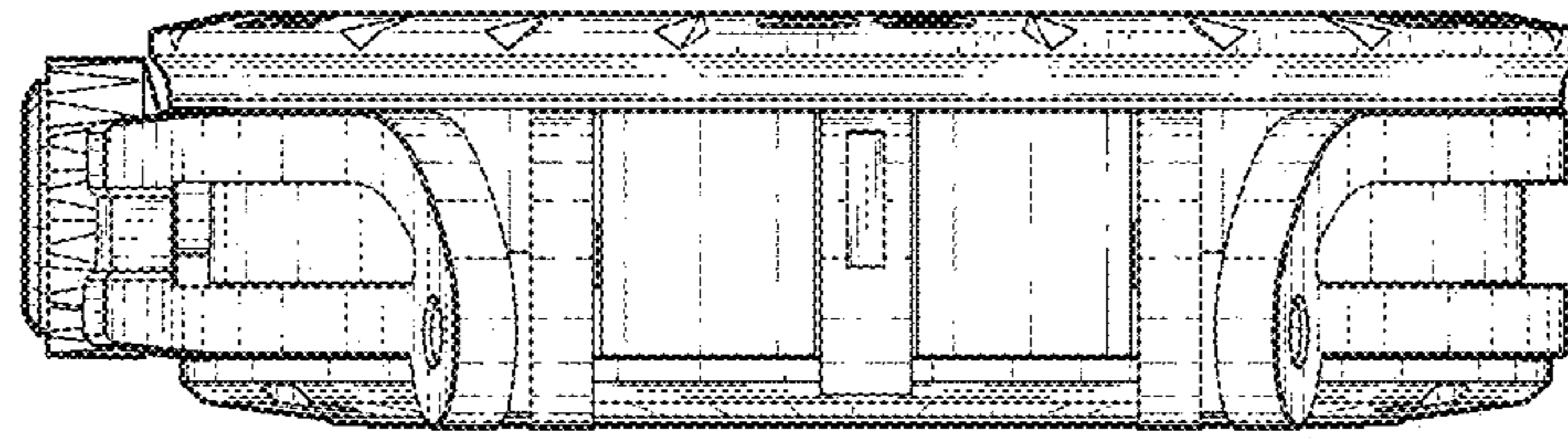


FIG. 6

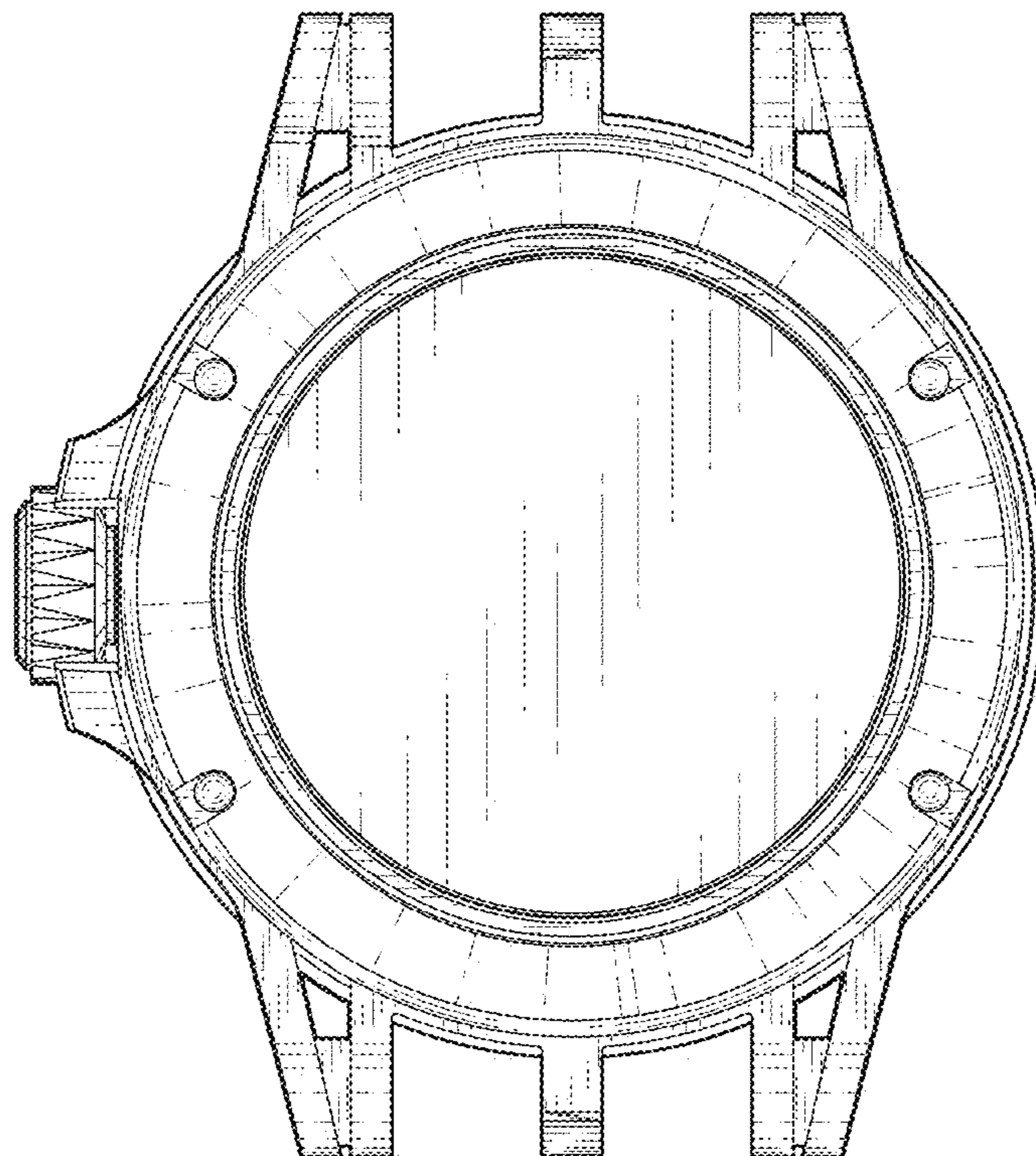


FIG. 7