



US00D729636S

(12) **United States Design Patent**
Steinberger

(10) **Patent No.:** **US D729,636 S**

(45) **Date of Patent:** **** May 19, 2015**

(54) **BOX**
(75) Inventor: **Daniela Steinberger**, Frankfurt am Main (DE)

(73) Assignee: **bio.logis Genetic Information Management GmbH**, Frankfurt am Main (DE)

(**) Term: **14 Years**

(21) Appl. No.: **29/422,164**

(22) Filed: **May 17, 2012**

(51) **LOC (10) Cl.** **09-03**

(52) **U.S. Cl.**
USPC **D9/737**

(58) **Field of Classification Search**
USPC D9/414, 415, 418, 423, 432, 434, 701, D9/721, 730, 731, 732, 733, 734, 737, 750, D9/759; D7/553.1, 707; D24/227, 228, D24/229, 230; 206/45.28, 214, 232; 273/292; 493/187; D27/187, 189; D3/205, 272; D6/515

See application file for complete search history.

(56) **References Cited**

U.S. PATENT DOCUMENTS

D335,819	S	*	5/1993	Campbell	D9/721
D343,353	S	*	1/1994	Campbell	D9/721
D385,653	S	*	10/1997	Wicker	D27/187
D385,781	S	*	11/1997	Levine et al.	D9/737
D409,329	S	*	5/1999	Bucher et al.	D27/189
6,070,717	A	*	6/2000	Philipson et al.	206/45.28

D568,733	S	*	5/2008	DuBois et al.	D9/418
D568,765	S	*	5/2008	Miles	D9/737
D583,228	S	*	12/2008	Ames et al.	D9/432
D590,708	S	*	4/2009	Maguire et al.	D9/432
D611,808	S	*	3/2010	Criss et al.	D9/434
D643,306	S	*	8/2011	Martinez et al.	D9/721
D663,520	S	*	7/2012	Antler	D3/205
D669,352	S	*	10/2012	Paslowski	D9/423
D673,864	S	*	1/2013	Read et al.	D9/759
D674,709	S	*	1/2013	Akana et al.	D9/737
D675,088	S	*	1/2013	West	D9/418
D709,364	S	*	7/2014	Olsson et al.	D9/432
D712,176	S	*	9/2014	Tamilarasan	D6/515

* cited by examiner

Primary Examiner — Eric Goodman

Assistant Examiner — Bao-Yen Nguyen

(74) *Attorney, Agent, or Firm* — Cahn & Samuels, LLP

(57) **CLAIM**

The ornamental design for a box, as shown and described.

DESCRIPTION

FIG. 1 illustrates a top perspective view of a box.
 FIG. 2 illustrates a bottom perspective view of the box of FIG. 1.
 FIG. 3 illustrates a top perspective view of the box of FIG. 1 with a top flap open.
 FIG. 4 illustrates a top view of the box of FIG. 1 with the top flap open.
 FIG. 5 illustrates a side view of the box of FIG. 4.
 FIG. 6 illustrates a bottom view of the box of FIG. 4.
 FIG. 7 illustrates a rear view of the box of FIG. 1; and,
 FIG. 8 illustrates a front view of the box of FIG. 1.

1 Claim, 4 Drawing Sheets




FIG. 1


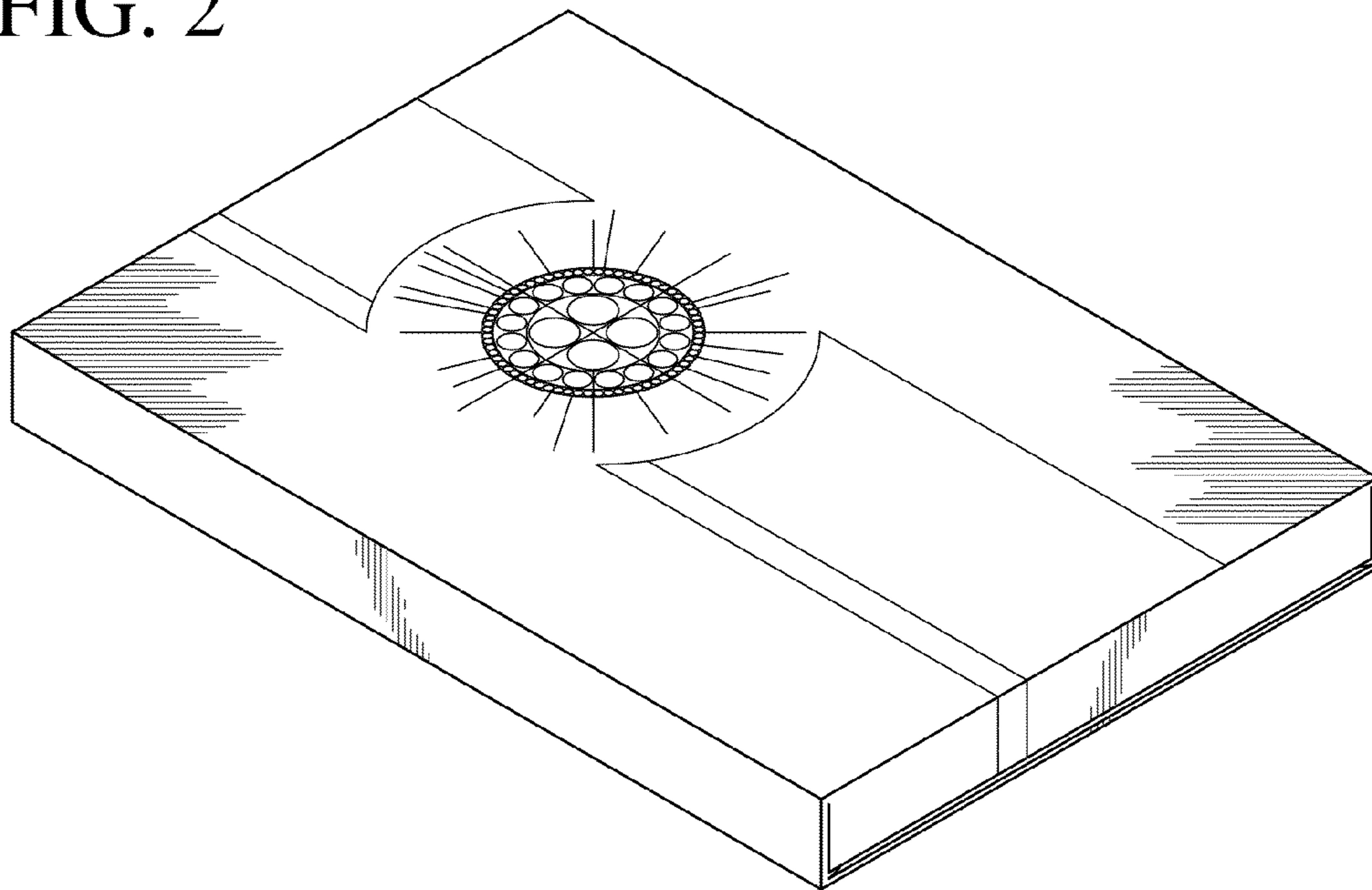


FIG. 2






FIG. 3

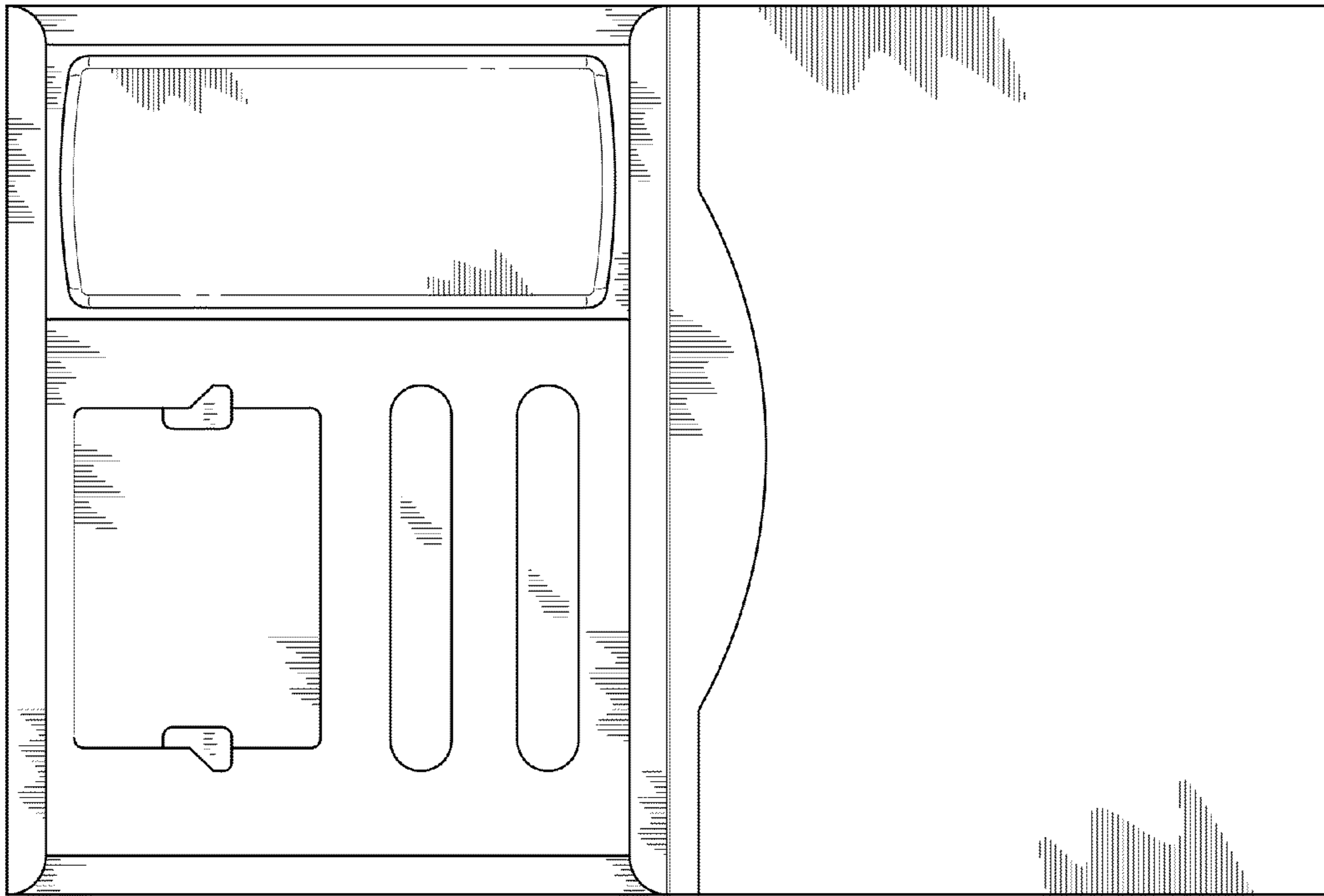


FIG. 4

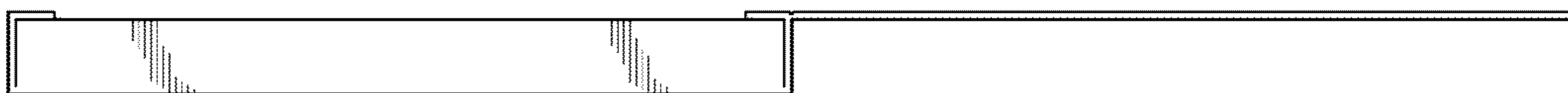


FIG. 5

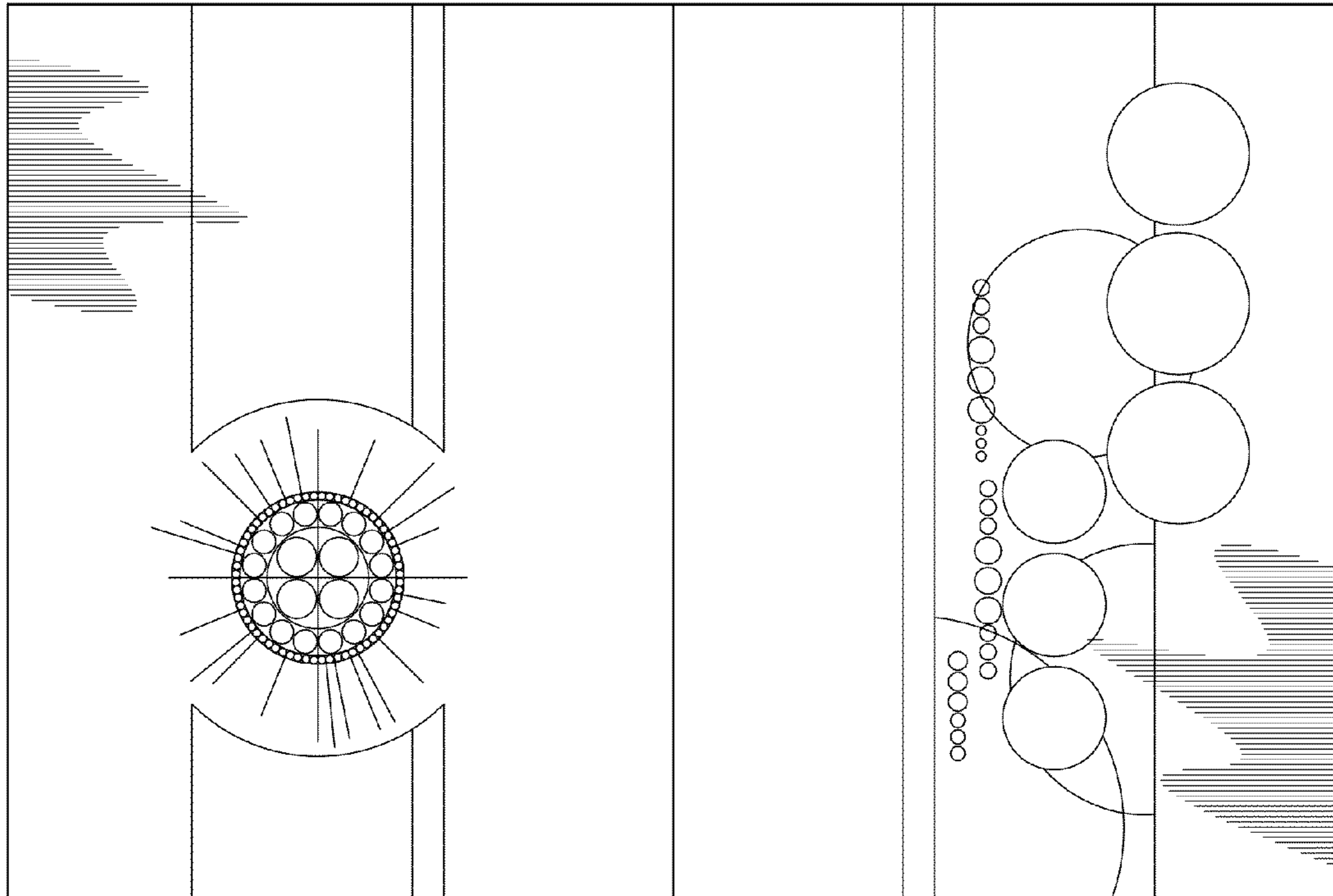


FIG. 6



FIG. 7



FIG. 8