



US00D729633S

(12) **United States Design Patent**
Lavigne et al.

(10) **Patent No.:** **US D729,633 S**

(45) **Date of Patent:** **** *May 19, 2015**

(54) **FRAGRANCE BOTTLE**

D417,396 S 12/1999 Gobe
D420,590 S 2/2000 Gobe
D468,486 S 1/2003 Kuo

(71) Applicant: **Gabrielle Studio, Inc.**, New York, NY
(US)

(Continued)

(72) Inventors: **Richard Lavigne**, Dobbs Ferry, NY
(US); **Hans Dorsinville**, New York, NY
(US)

FOREIGN PATENT DOCUMENTS

CN 3387176 8/2004
CN 3533792 6/2006

(73) Assignee: **Gabrielle Studio, Inc.**, New York, NY
(US)

(Continued)

OTHER PUBLICATIONS

(*) Notice: This patent is subject to a terminal disclaimer.

Fragrantica.com perfumes magazine; Love Love Love Agatha Ruiz de la Prada perfume—a fragrance for women 2011.mht; <http://www.fragrantica.com/perfume/Agatha-Ruiz-de-la-Prada/Love-Love-Love-13230>; pp. 1-3; San Diego, CA.

(**) Term: **14 Years**

Primary Examiner — Sandra Morris

(21) Appl. No.: **29/477,270**

(74) *Attorney, Agent, or Firm* — Cynthia R. Miller

(22) Filed: **Dec. 20, 2013**

(57) **CLAIM**

(51) **LOC (10) Cl.** **09-01**

The ornamental design for a fragrance bottle, as shown and described.

(52) **U.S. Cl.**

USPC **D9/629**; D9/682

DESCRIPTION

(58) **Field of Classification Search**

CPC B65D 67/00

USPC D9/600, 629, 682, 686, 693; 229/116.1, 229/116.2; 215/381–384; 206/457, 527; D7/514–515, 517, 519–520, 571, 599, D7/613, 619.2, 623, 625

See application file for complete search history.

FIG. 1 is a top, front and right side perspective view of our new design for a fragrance bottle;

FIG. 2 is a top plan view of the fragrance bottle shown in FIG. 1;

FIG. 3 is a front elevation view of the fragrance bottle shown in FIG. 1;

FIG. 4 is a rear elevation view of the fragrance bottle shown in FIG. 1;

FIG. 5 is a left side elevation view of the fragrance bottle shown in FIG. 1;

FIG. 6 is a right side elevation view of the fragrance bottle shown in FIG. 1; and,

FIG. 7 is a bottom plan view of the fragrance bottle shown in FIG. 1.

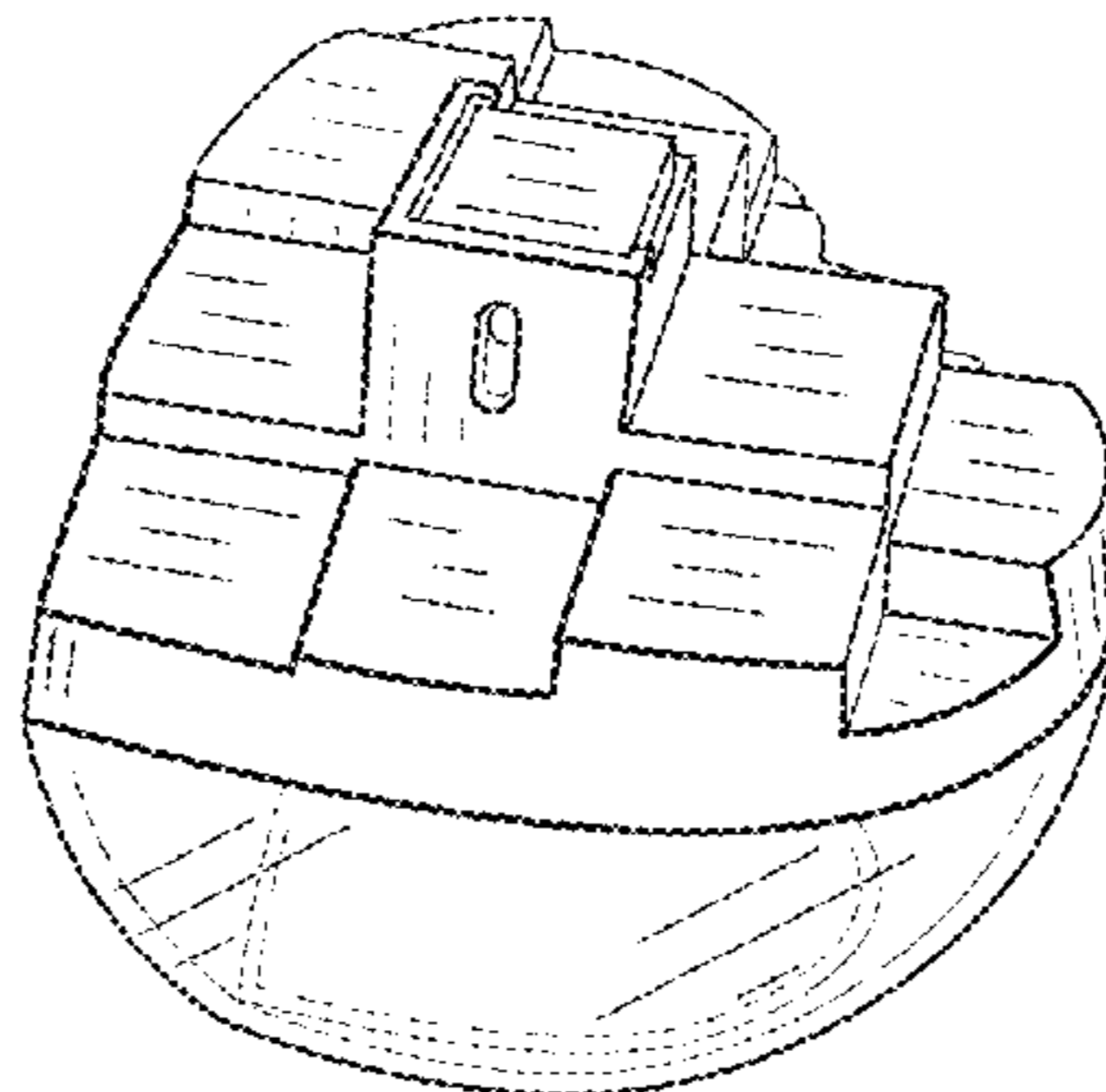
The areas within the broken lines shown in FIGS. 1 and 3-7 form no part of the claimed design.

(56) **References Cited**

U.S. PATENT DOCUMENTS

D190,529 S 6/1961 Morris
D275,080 S * 8/1984 Sun D3/271.3
D293,838 S 1/1988 Fo-Chun
D365,751 S 1/1996 Hsu
D375,456 S 11/1996 Borgmann
D407,635 S * 4/1999 Fregeau D9/629
D407,854 S 4/1999 DeGaetano
D411,443 S * 6/1999 Bakic D9/629

1 Claim, 4 Drawing Sheets



(56)

References Cited

FOREIGN PATENT DOCUMENTS

U.S. PATENT DOCUMENTS						
D508,166 S *	8/2005	Liu	D3/271.1	CN	300941783	6/2009
D526,571 S *	8/2006	Terrasi	D9/629	CN	301557581	5/2011
D536,622 S *	2/2007	Modjeski	D9/629	CN	301837860	2/2012
D540,173 S *	4/2007	Obuchi	D9/521	CN	301934395	5/2012
D568,755 S	5/2008	Siegel		CN	302090455	9/2012
D595,502 S *	7/2009	Frenette	D9/629	CN	302452506	6/2013
D626,856 S *	11/2010	Manglani	D9/629	JP	D1260848	1/2006
D634,074 S	3/2011	Tsai		RU	00046191	10/1999
D678,002 S *	3/2013	Facey	D9/629			

* cited by examiner

FIG. 1

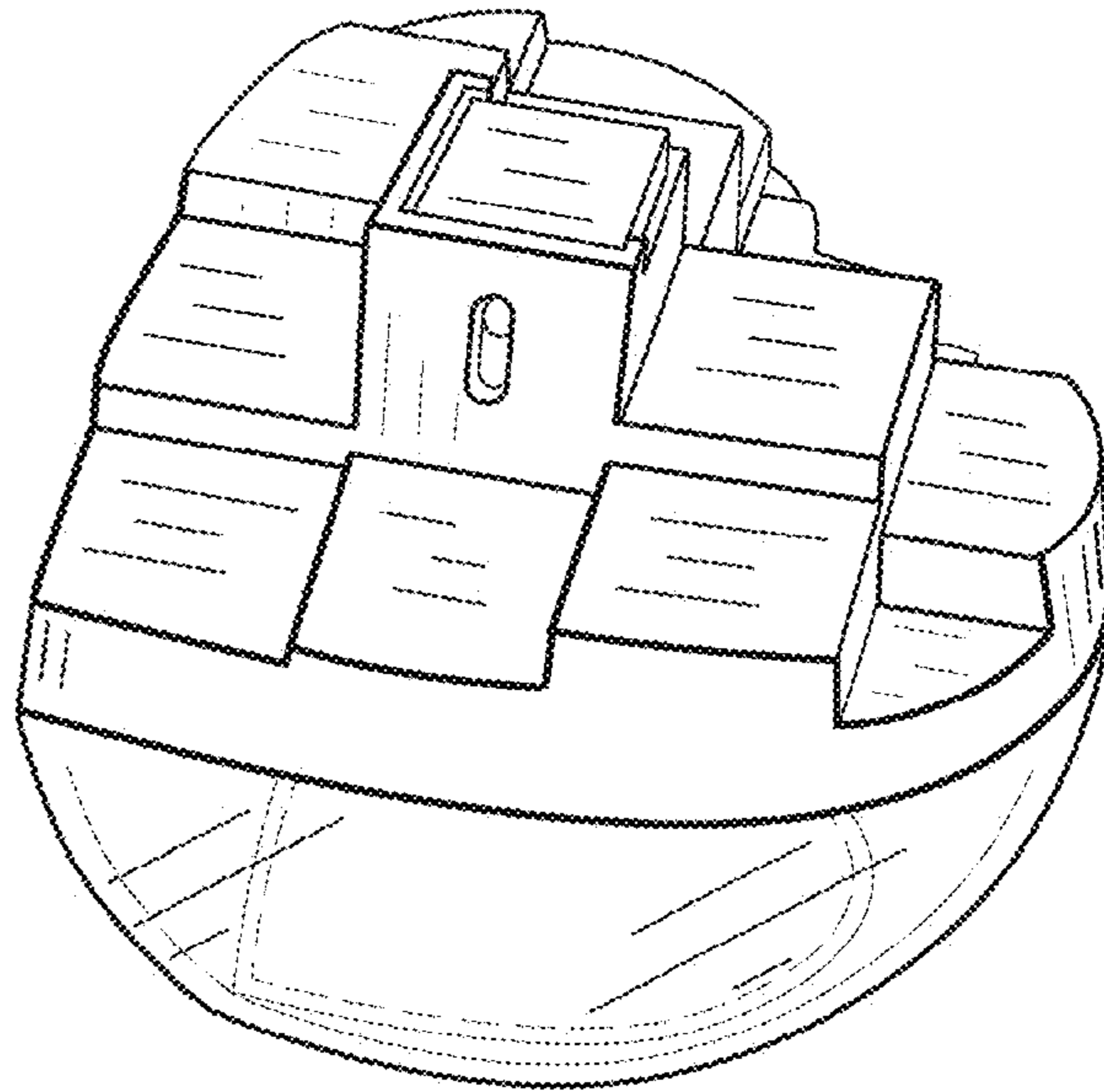


FIG. 2




FIG. 3

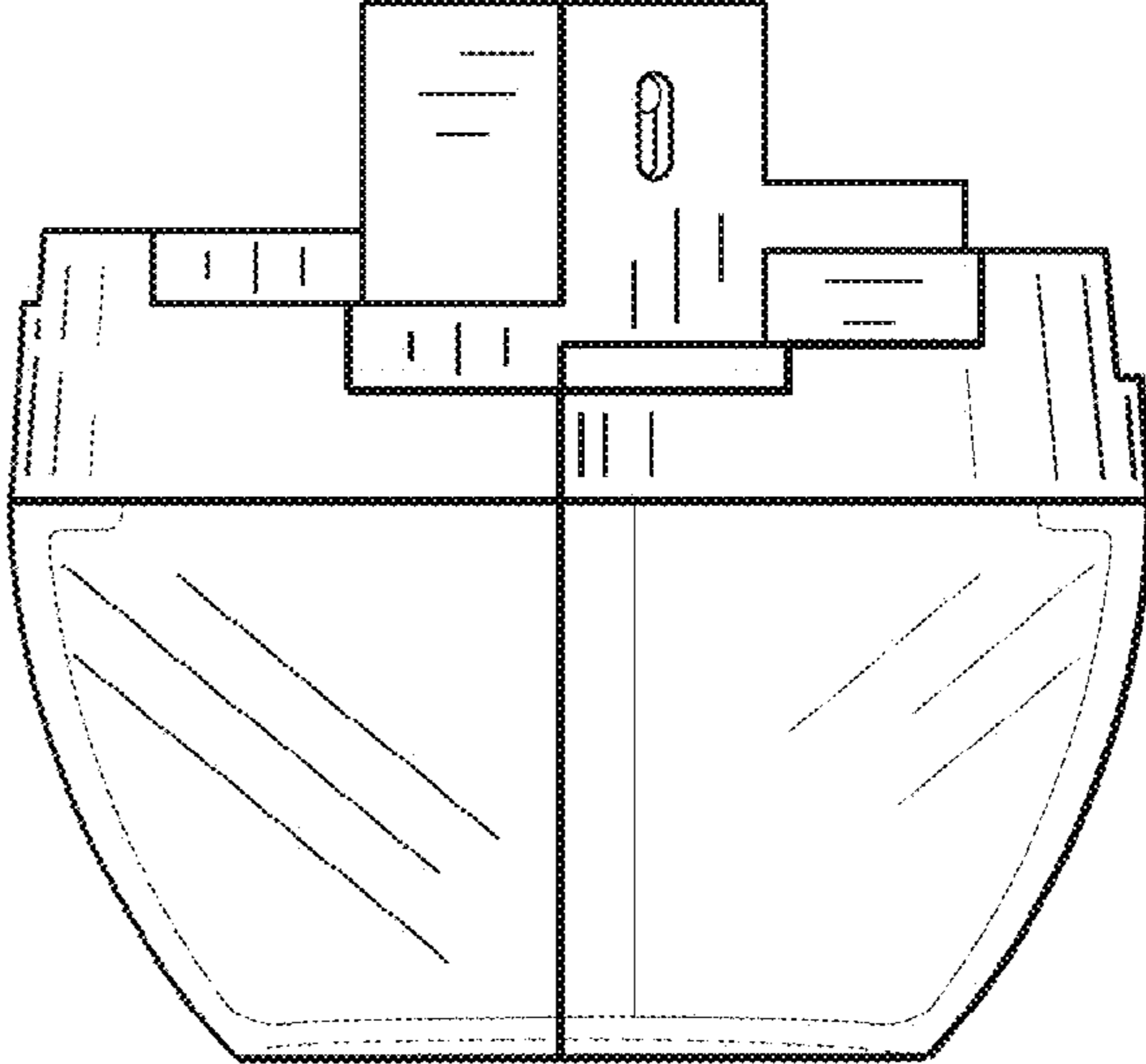


FIG. 4

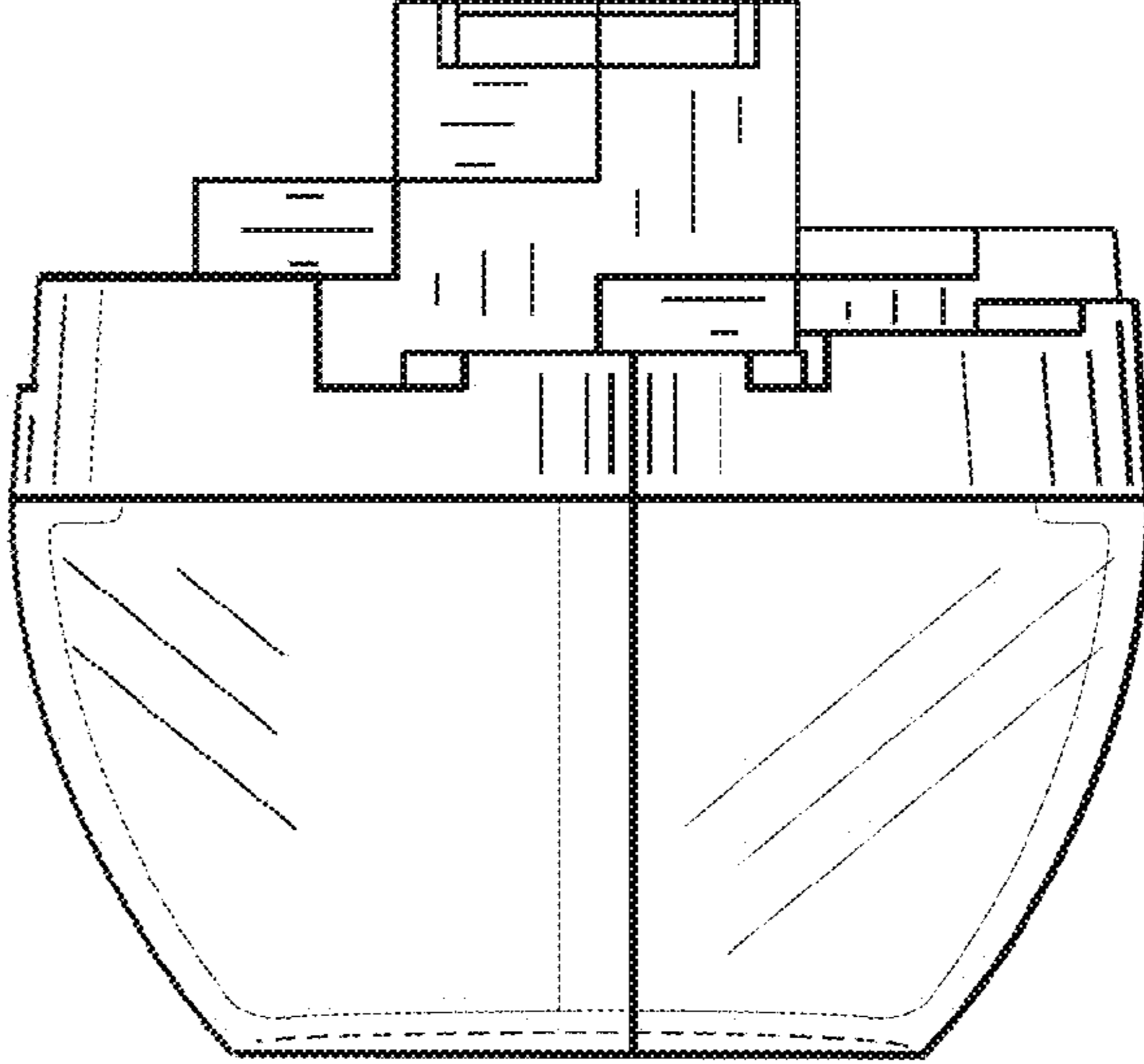


FIG. 5

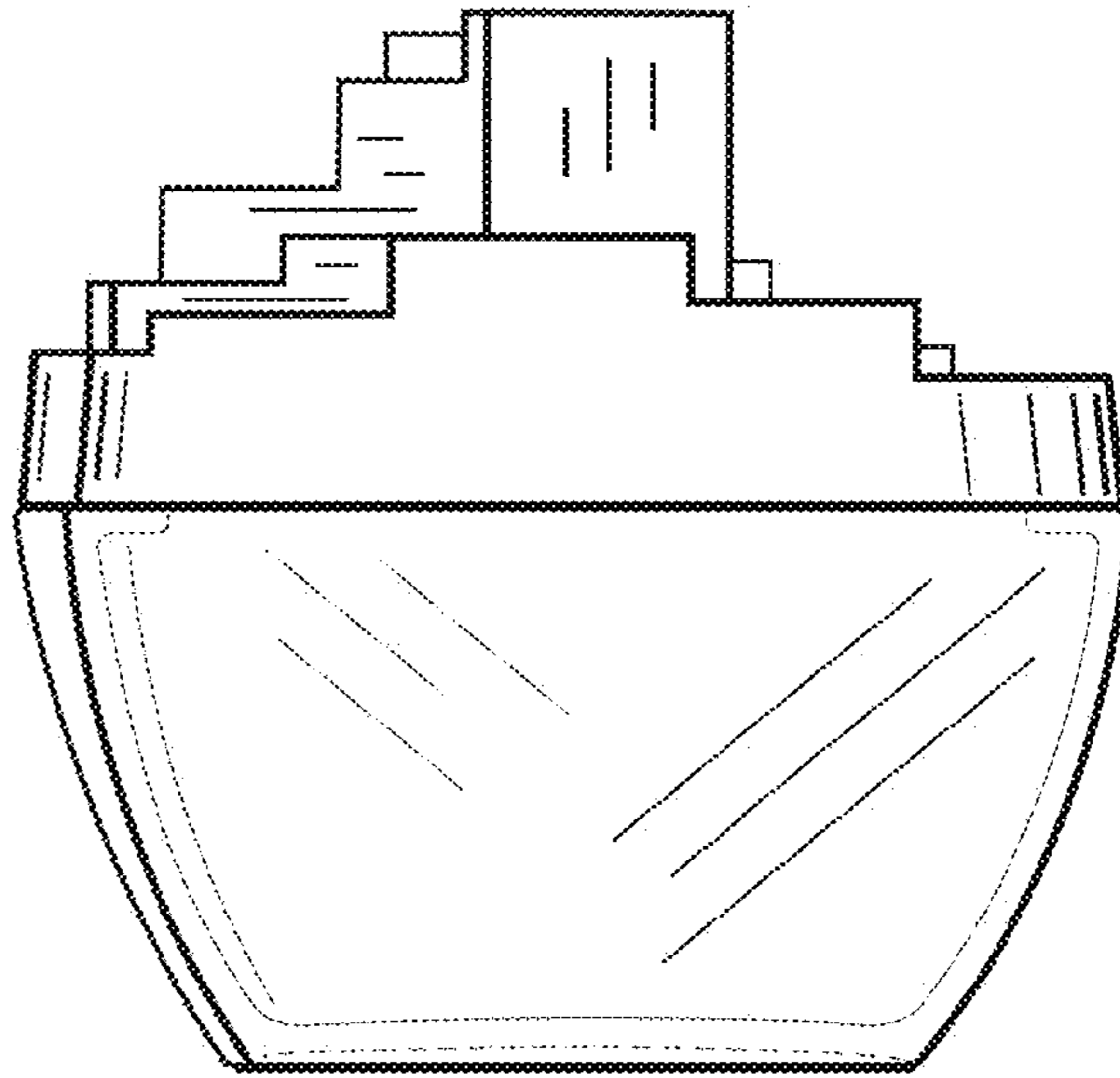


FIG. 6

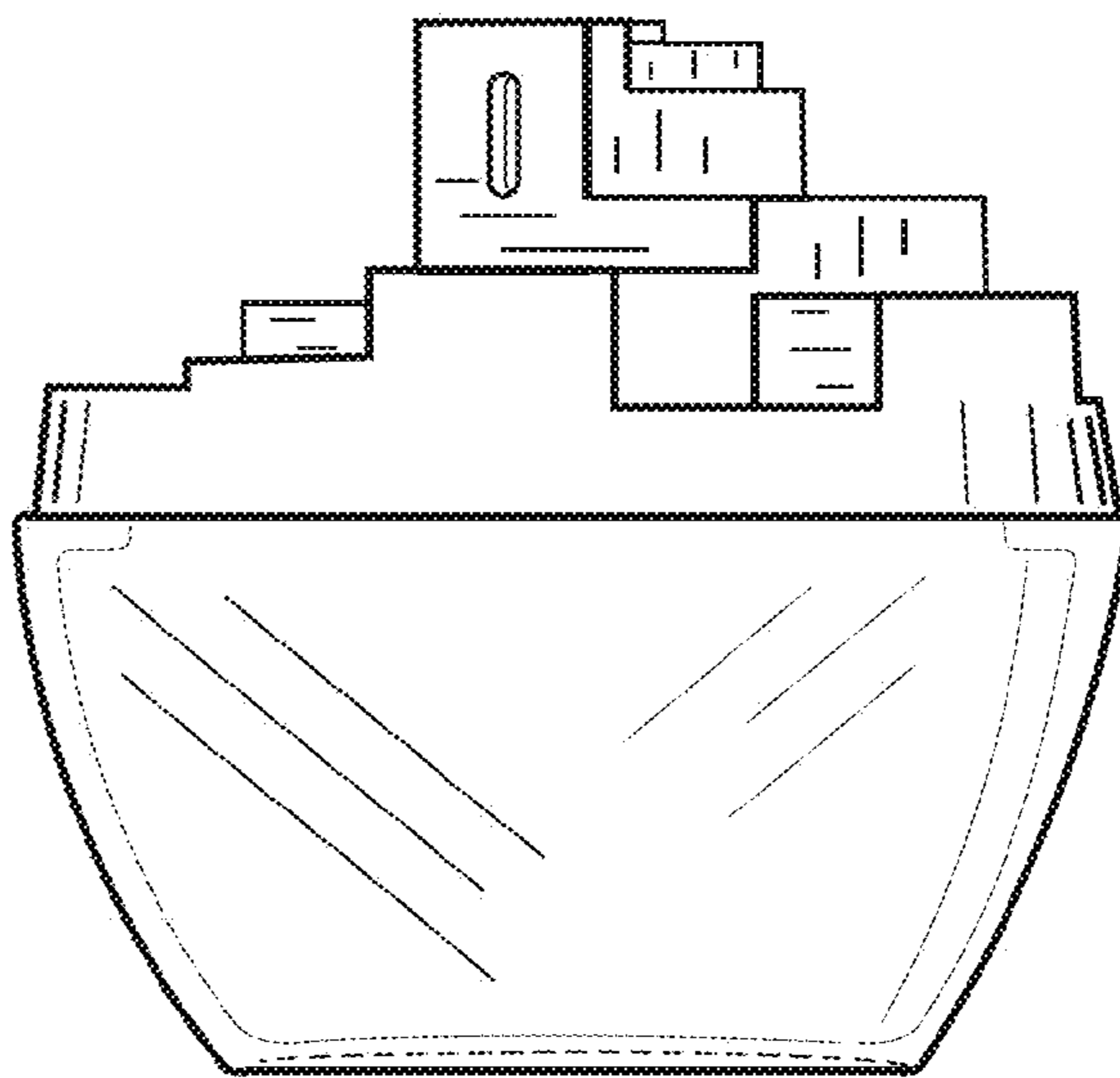


FIG. 7

