



US00D729612S

(12) **United States Design Patent**
de Peralta et al.

(10) **Patent No.:** **US D729,612 S**

(45) **Date of Patent:** **** May 19, 2015**

- (54) **WALLSTATION FACEPLATE**
- (71) Applicant: **Electronic Theatre Controls, Inc.**,
Middleton, WI (US)
- (72) Inventors: **Jeff de Peralta**, Middleton, WI (US);
Ben Rodgers, Middleton, WI (US); **Dan Talajkowski**, Middleton, WI (US)
- (73) Assignee: **Electronic Theatre Controls, Inc.**,
Middleton, WI (US)

5,456,373	A	10/1995	Ford
6,102,360	A	8/2000	Clegg et al.
6,508,445	B1	1/2003	Rohmer
6,609,927	B2	8/2003	Kidman
D484,392	S	12/2003	Mayo et al.
D493,695	S	8/2004	Wengrower
6,974,910	B2	12/2005	Rohmer
7,030,318	B2	4/2006	Tufano et al.
7,030,319	B2	4/2006	Johnsen et al.
D521,360	S *	5/2006	Chen D8/353
D522,346	S *	6/2006	Chen D8/353
7,071,414	B2	7/2006	Kim
7,075,009	B1 *	7/2006	Rohmer 174/66

(**) Term: **14 Years**

(21) Appl. No.: **29/467,354**

(22) Filed: **Sep. 18, 2013**

(51) **LOC (10) Cl.** **11-05**

(52) **U.S. Cl.**
USPC **D8/350**

(58) **Field of Classification Search**
USPC D8/350-353; D13/139.1-139.8, 146,
D13/147, 152, 154, 156, 158, 169, 171, 173,
D13/17, 184; D14/159; D25/60; 174/55, 58,
174/66, 67, 535; 220/241, 3.92, 3.5-3.9,
220/242, 3.2, 3.3, 244, 315; 439/535, 536,
439/892, 367, 373, 537, 541, 938; 200/303;
248/273; 292/357

See application file for complete search history.

(56) **References Cited**

U.S. PATENT DOCUMENTS

1,698,231	A	1/1929	Hubbell
2,889,437	A	6/1959	Christesen
3,598,900	A	8/1971	Drake
4,803,380	A	2/1989	Jacoby, Jr. et al.
4,835,343	A	5/1989	Graef et al.
4,924,349	A	5/1990	Buehler et al.
D311,678	S	10/1990	Graef et al.
5,041,698	A	8/1991	Takagi et al.
D327,212	S	6/1992	Hubben et al.
5,189,259	A	2/1993	Carson et al.
5,221,814	A	6/1993	Colbaugh et al.

(Continued)

Primary Examiner — Mark Goodwin

(74) *Attorney, Agent, or Firm* — Michael Best & Friedrich LLP


(57) **CLAIM**

We claim the ornamental design for a wallstation faceplate, as shown and described.

DESCRIPTION

FIG. 1 is a perspective view of a first embodiment of a wallstation faceplate showing our new design;
 FIG. 2 is a front view thereof;
 FIG. 3 is a rear view thereof;
 FIG. 4 is a right side view thereof;
 FIG. 5 is a left side view thereof;
 FIG. 6 is a top view thereof;
 FIG. 7 is a bottom view thereof;
 FIG. 8 is a perspective view of a second embodiment of a wallstation faceplate showing our new design;
 FIG. 9 is a front view thereof;
 FIG. 10 is a rear view thereof;
 FIG. 11 is a right side view thereof;
 FIG. 12 is a left side view thereof;
 FIG. 13 is a top view thereof; and,
 FIG. 14 is a bottom view thereof.
 The elements shown in broken lines form no part of the claimed design.

1 Claim, 7 Drawing Sheets



(56)

References Cited

U.S. PATENT DOCUMENTS

7,102,081 B2 9/2006 Xu et al.
 7,118,413 B2 10/2006 Kidman
 7,122,740 B2 10/2006 Xu et al.
 7,176,380 B2 2/2007 Tufano et al.
 7,196,266 B2 3/2007 Binder et al.
 7,230,183 B2 6/2007 Oddsen et al.
 7,250,580 B2 7/2007 Kurek et al.
 D550,076 S 9/2007 Ni
 7,279,636 B2 10/2007 Oddsen et al.
 7,301,099 B1 11/2007 Korcz
 D562,780 S * 2/2008 Egea Soler D13/177
 7,456,358 B2 11/2008 Swiencicki et al.
 7,494,371 B2 2/2009 Kidman
 7,576,285 B1 8/2009 Savicki, Jr.
 7,683,257 B1 3/2010 Shotey et al.
 D639,637 S 6/2011 Marrero
 7,956,295 B2 6/2011 Arbell

D642,894 S * 8/2011 Soper et al. D8/353
 D644,914 S * 9/2011 Hoffman et al. D8/353
 D660,131 S 5/2012 Tailor et al.
 8,222,521 B2 7/2012 Kimbrell et al.
 8,232,482 B2 7/2012 Arbel
 8,245,453 B2 8/2012 Struthers et al.
 D666,892 S * 9/2012 Marrero D8/353
 8,294,028 B2 10/2012 Huang
 8,299,358 B2 10/2012 Huang
 8,314,333 B1 11/2012 Shotey et al.
 8,420,956 B2 4/2013 Alderson et al.
 2005/0205284 A1 9/2005 Ray
 2006/0027389 A1 2/2006 Xu et al.
 2007/0272532 A1 11/2007 Pessina et al.
 2009/0020307 A1 1/2009 Roach, Jr.
 2009/0126968 A1 5/2009 Glas
 2011/0056743 A1 3/2011 Solan
 2012/0122338 A1 5/2012 Gonzalez
 2012/0287564 A1 11/2012 Lochet et al.
 2012/0292097 A1 11/2012 Arbel

* cited by examiner

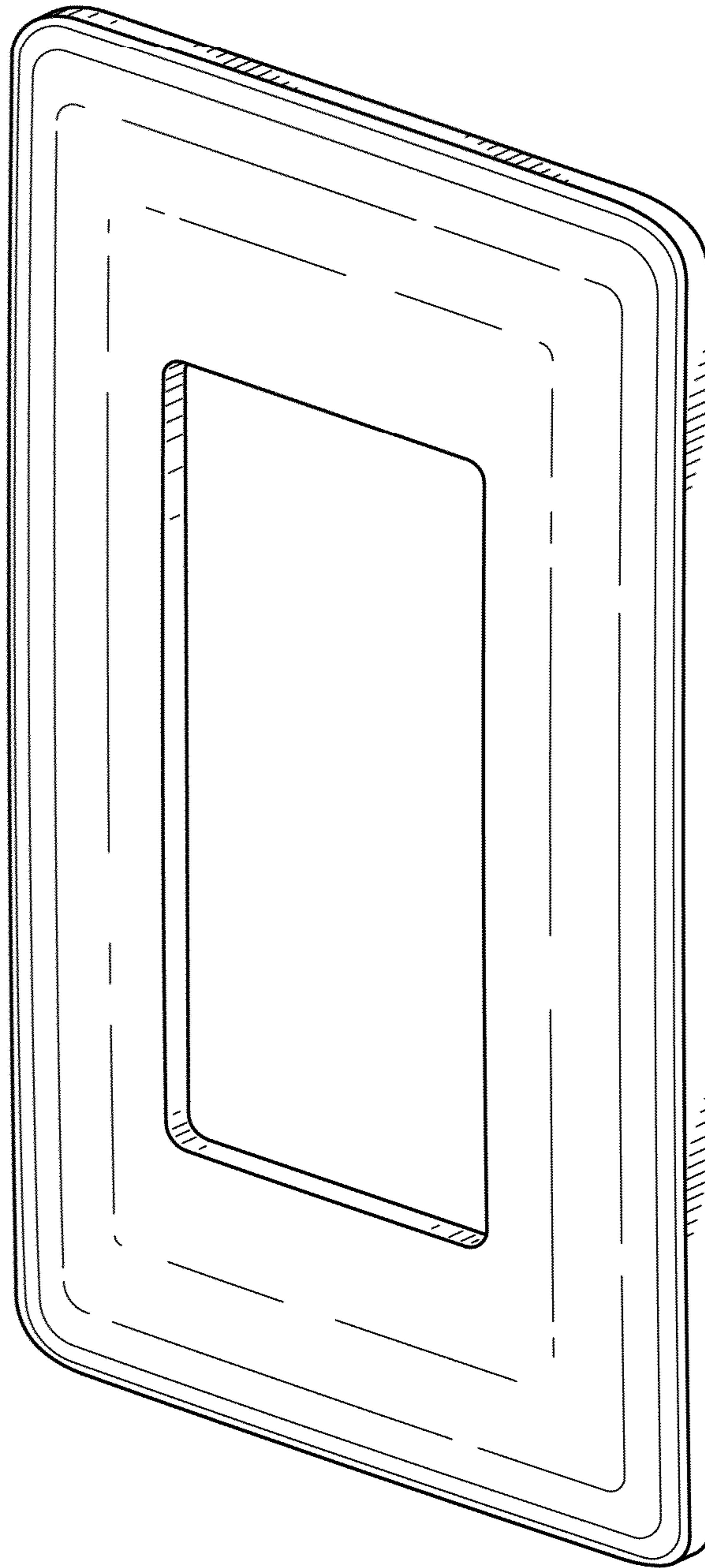


FIG. 1




FIG. 3

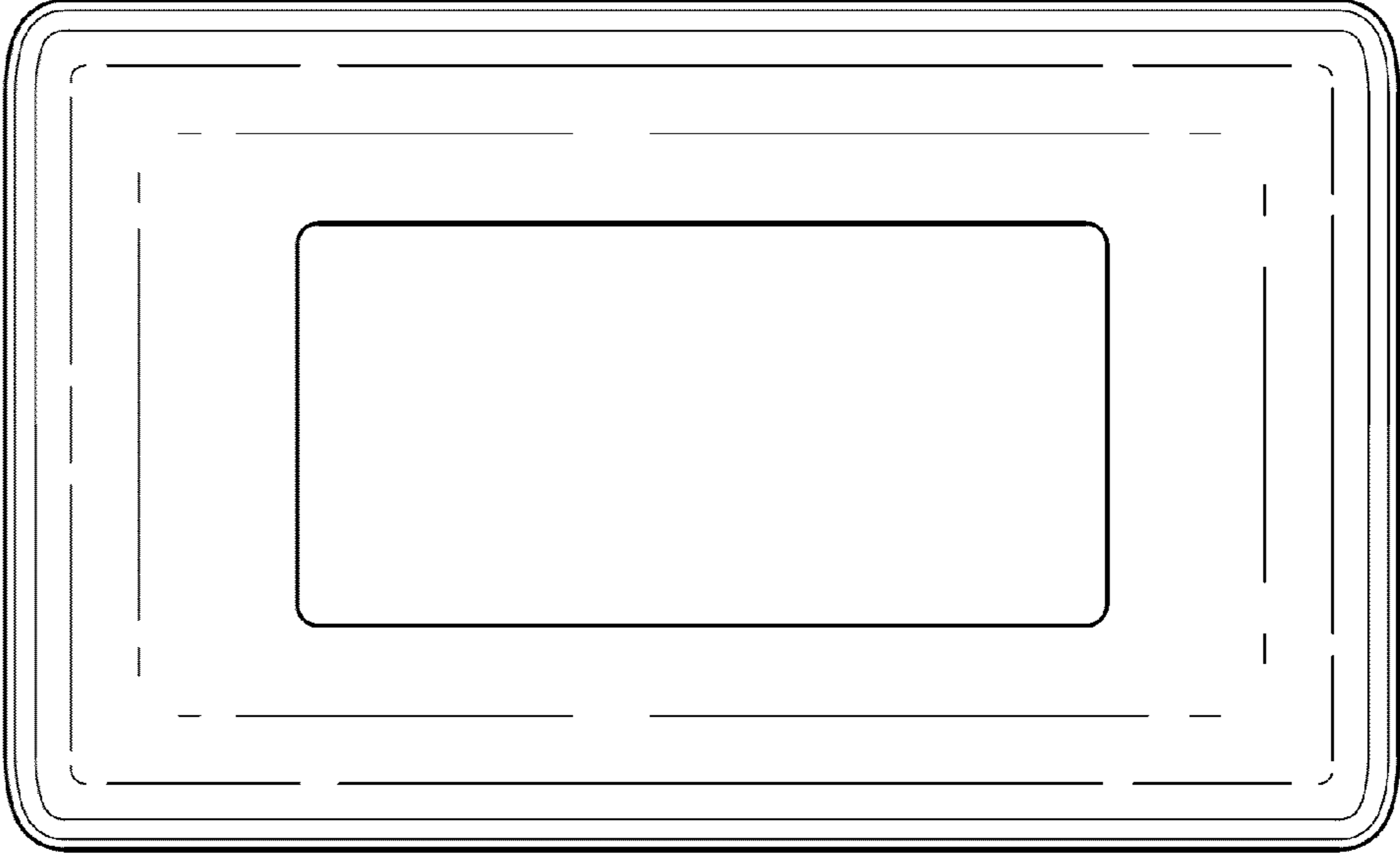


FIG. 2



FIG. 4

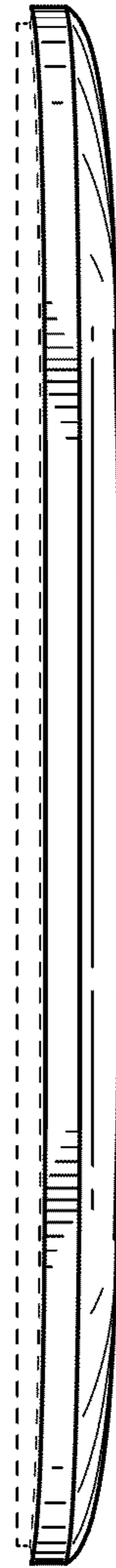


FIG. 5

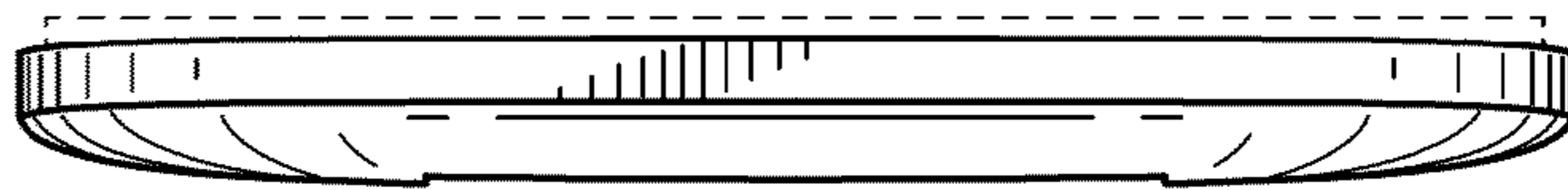


FIG. 6




FIG. 7

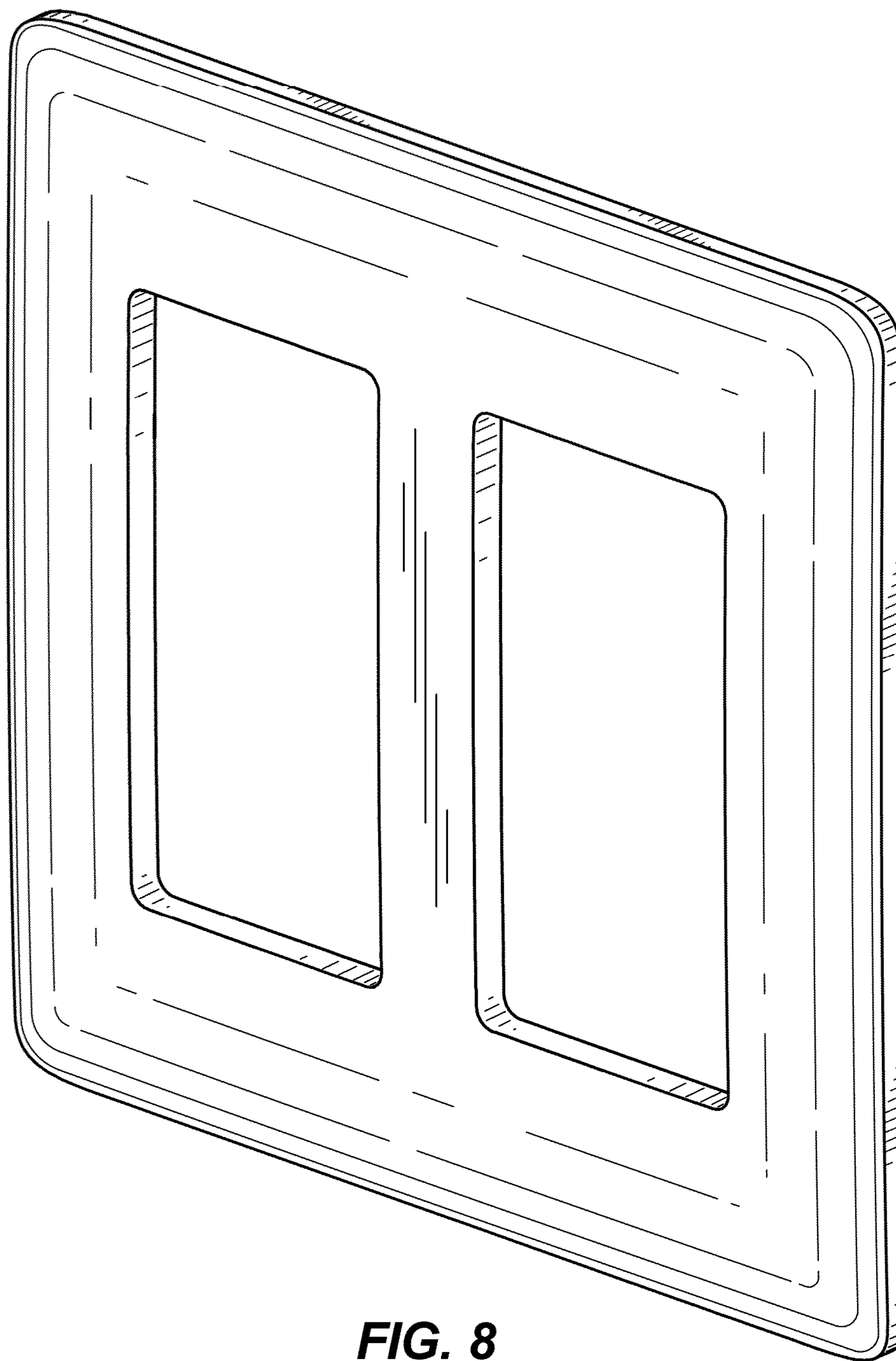


FIG. 8

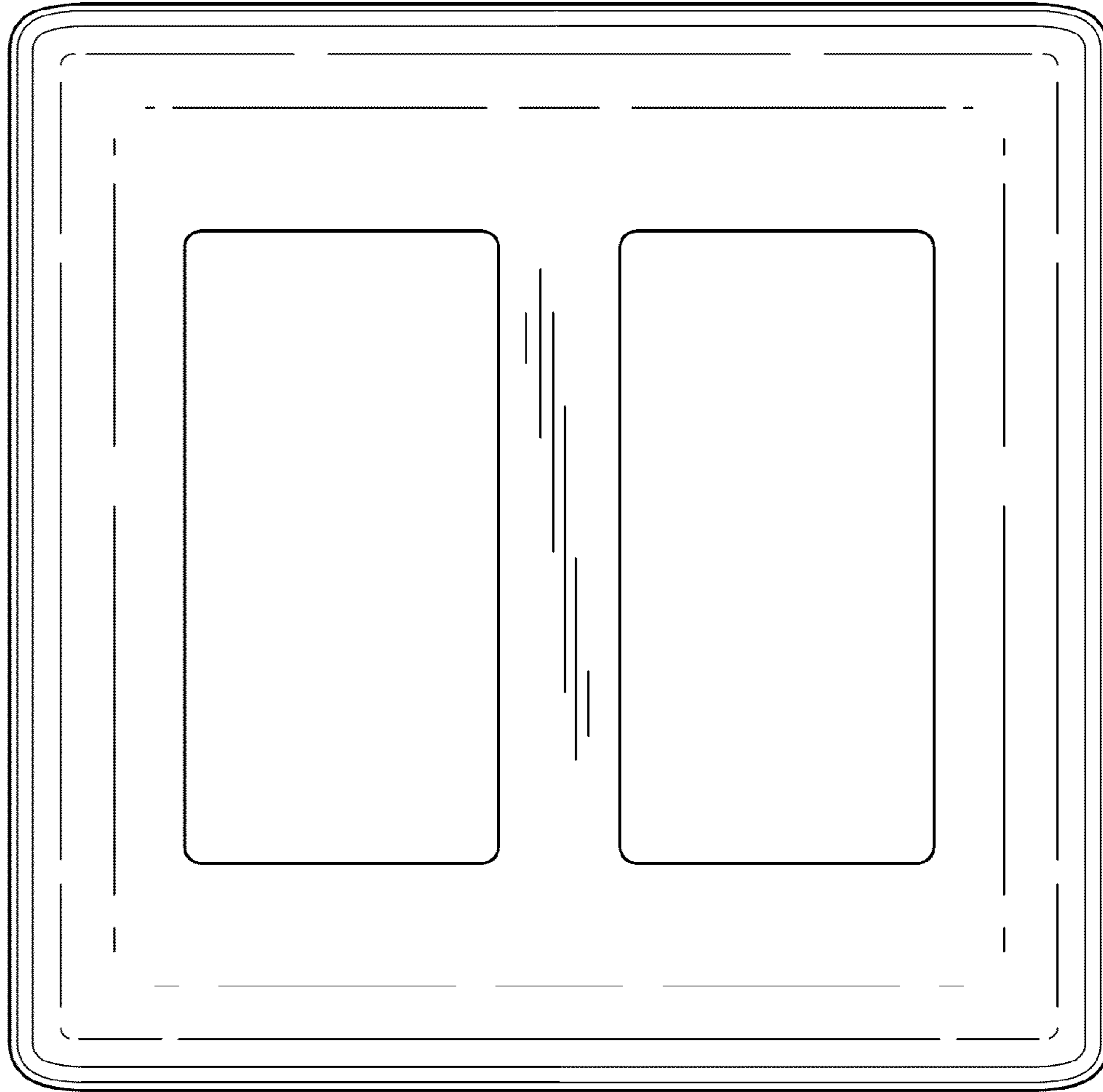


FIG. 9

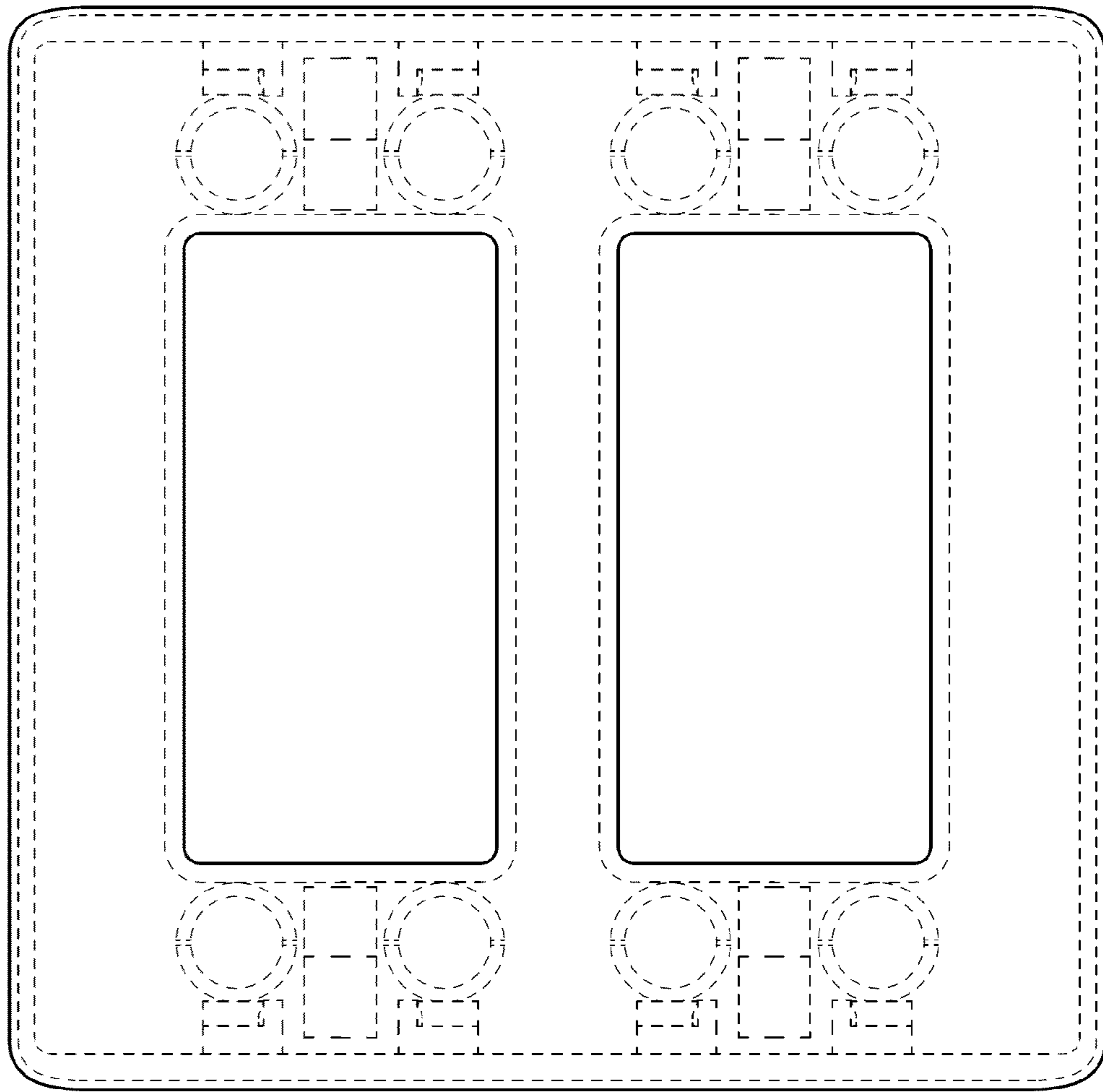


FIG. 10



FIG. 11

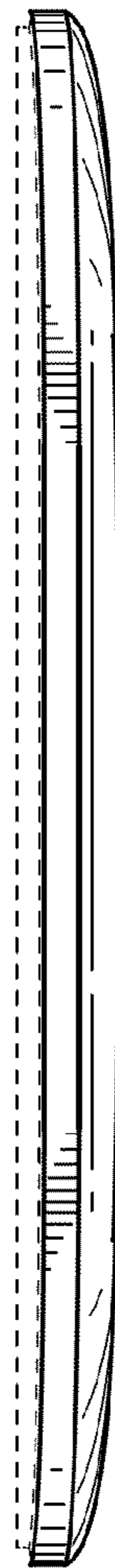


FIG. 12

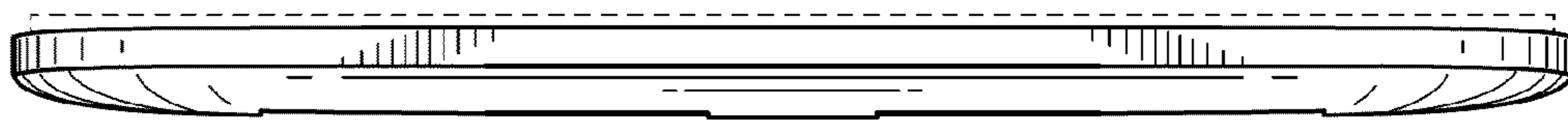


FIG. 13



FIG. 14